



BUREAU OF BUDGET & MANAGEMENT RESEARCH

OFFICE OF THE GOVERNOR
Post Office Box 2950, Hagåtña Guam 96932

EDDIE BAZA CALVO
GOVERNOR

LESTER L. CARLSON, JR.
ACTING DIRECTOR

RAY TENORIO
LIEUTENANT GOVERNOR

MAY 20 2017

The Honorable Benjamin J.F. Cruz
Speaker
I Mina'trentai Kuattro Na Liheslaturan Guåhan
Thirty-Fourth Guam Legislature
Guam Congress Building
163 Chalan Santo Papa
Hagåtña, Guam 96910

Speaker Benjamin J.F. Cruz

MAY 22 2017

Time: 2:26 PM File No. _____
Received By: 

Dear Speaker Cruz:

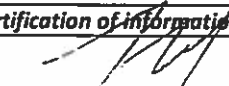
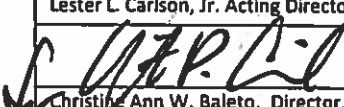

Enclosed is the Consolidated Revenue/Expenditure Report for the period ending April 30, 2017. There are several statutes requiring monthly reports of revenues in addition to a report requiring both revenue and expenditure comparisons. In an effort to mitigate misunderstanding of the different amounts being reported, it was necessary to submit a "consolidated" report which contains all the comparative information pursuant to each of the statutory reporting requirements. In this format, it is evident that there are varying numbers due to the different "basis of comparison". It should be noted that the amounts reflected in this report are subject to internal audit and analysis and therefore are subject to change, which is the nature of these interim reports. However, it is submitted to meet compliance with each reporting mandate. It is important to note that the Department of Administration, Department of Revenue and Taxation and the Bureau of Budget and Management Research are continuing their efforts to improve the format, content and usefulness of this report.

Should you have any questions, please do not hesitate to call me.

Sincerely,


LESTER L. CARLSON, JR.

Enclosures

Certification of information contained in Enclosures subject to Note 1.

Lester L. Carlson, Jr. Acting Director, Bureau of Budget and Management Research

Christine Ann W. Baleta, Director, Department of Administration

John P. Camacho, Director, Department of Revenue and Taxation

Government of Guam
Consolidated Revenue / Expenditure Report
General Fund

Combined Comparative Statement of Revenues
MONTHLY ACTUAL Collection Comparison FY2017 and FY2016
For the Month Ending April

Combined Comparative Statement of Revenues
YTD ACTUAL Collection Comparison FY2016 and FY2017
Seven months ending April 2017

	2017		2016		Increase (Decrease)	Fiscal Year 2017		Fiscal Year 2016		Increase (Decrease)
	April		April							
Income Taxes										
Individual Corporation	\$ 27,374,472	\$	\$ 33,412,148	\$	(6,037,676)	\$ 53,910,550	\$	\$ 98,217,700	\$	(44,307,150)
Withholding	23,715,979		13,418,138		10,297,841	75,675,973		131,084,309		(55,408,336)
	21,988,962		28,930,296		(6,941,334)	153,932,863		262,695,594		(108,762,731)
Income Taxes	73,079,413		75,760,582		(2,681,169)	283,519,386		491,997,603		(208,478,217)
Business privilege taxes:										
Gross Receipts Taxes	18,024,374		19,562,530		(1,538,156)	137,651,414		242,096,302		(104,444,888)
Other Taxes										
Use Tax	171,417		135,940		35,477	1,805,695		1,839,656		(33,961)
Business Privilege Taxes	18,195,791		19,698,470		(1,502,679)	139,457,109		243,935,958		(104,478,849)
Licenses, Fees & Penalties	108,774		154,463		(45,689)	853,146		5,389,914		(4,536,768)
Use of Money & Property	3,184		5,280		(2,096)	476,634		(5,352)		481,986
Federal Sources:										
Section 30	7,734,103		6,538,954		1,195,148	48,484,222		45,772,679		2,711,543
Immigration fees	191,260		186,825		4,435	1,143,600		1,025,165		118,435
Recovery from Individuals	0		13,355		(13,355)	16,884		38,274		(21,390)
Child Support AFDC Local Share	3,381		19,100		(15,719)	44,211		60,337		(16,126)
Federal Sources	7,928,764		6,758,234		1,170,530	49,688,917		46,896,455		2,792,462
Department Charges										
Agriculture	655		395		260	3,200		2,958		242
Police & Corrections	10		0		10	10		50		(40)
Public Works	2,435		2,225		210	20,185		13,650		6,535
Public Health	560		600		(40)	5,970		4,440		1,530
Commerce	0		0		0	0		0		0
Other charges	75,176		76,965		(1,809)	462,932		485,861		(22,929)
Department Charges	78,836		80,205		(1,369)	492,297		506,959		(14,662)
TOTAL GENERAL FUND REVENUES	\$ 99,394,762		\$ 102,457,234		(\$3,062,472)	\$ 474,487,489		\$ 788,721,537		(\$14,234,048)
Budget (Provision per P.L. 33-185)	20,393,830		20,613,549		(219,719)	75,620,355		75,737,147		(116,792)
			PROVISION FOR TAX REFUNDS							

Footnote
 1/ Revenues are based on a modified accrual basis of accounting as determined by GASB 34. During the year, revenues are recognized on a cash basis, but the year end accrual is made in accordance with GASB 33.
 2/ Estimates are recorded for the provision for 2017. Refunds & Section 30 are provided for 12 months.
 3/ FY16 includes ACTC reimbursements of 97M compared to \$0 in FY17.
 Note 1: Data contained herein are subject to change, as additional reconciliations are performed.
 Note 2: Provision for Tax Refunds reflect accounting estimate as of 9/30/2017.

Government of Guam
Consolidated Revenue / Expenditure Report
General Fund

MONTHLY ADOPTED Revenue Allocated vs. MONTHLY ACTUAL REVENUE
For the Month Ending April 2017

Pursuant to 5 GCA, Ch 4, §4109(c)(3) Due on or later than 30 days after month-end

Quarterly ADOPTED Revenue Allocated vs. Quarterly ACTUAL REVENUE
For the 3rd Quarter 2017

Pursuant to 5 GCA, Ch 4, §4109(d) Due on or later than 30 days after the close of each quarter

	FY 2017 Adopted Revenue Allocated for the Month April	FY 2017 Actual Collections For the Month April	Favorable (Unfavorable)	FY 2017 Adopted Revenue Allocated for the Quarter*	FY 2017 Actual Collections for the Quarter	Favorable Increase (Decrease)
Income Taxes:						
Individual Corporation	\$ 43,797,583	\$ 27,374,472	\$ (16,423,111)			
Withholding	16,113,853	23,713,979	7,601,126			
Income Taxes	22,982,776	21,988,962	(993,814)			
Business privilege taxes	82,894,212	73,079,413	(9,814,799)			
Gross Receipts Taxes	20,282,815	16,024,374	(4,258,441)			
Other Taxes:						
Use Tax	131,756	171,417	39,659			
Business Privilege Taxes	20,414,573	18,195,791	(2,218,782)			
Licenses, Fees & Penalties	155,279	108,774	(46,505)			
Use of Money & Property	9,313	3,184	(6,129)			
Federal Sources:						
Section 30	6,237,937	7,734,103	1,496,166			
Immigration fees	149,739	191,280	41,541			
Recovery from Individuals	0	0	0			
Child Support AFDC Local Share	0	3,381	3,381			
Federal Sources	6,387,676	7,928,764	1,541,088			
Department Charges						
Agriculture	314	655	341			
Police & Corrections	0	10	10			
Public Works	1,759	2,435	666			
Public Health	477	560	83			
Commerce	0	0	0			
Other charges	61,212	75,176	13,964			
Department Charges	63,772	78,836	15,064			
TOTAL GENERAL FUND REVENUES	\$ 109,924,825	\$ 99,394,762	\$ (10,530,063)			

Footnotes:

1/ Revenues are based on a modified accrual basis of accounting as determined by GASB 34. During the year, revenues are recognized on a cash basis, but at year end an accrual is made in accordance with GASB 31

2/ Estimates are provided for the provision for 2017 Federal & Section 311 reported for 12 months.

3/ This information will be updated in the quarter ending

4/ Based on Adopted Revenues allocated per L. 13-115, Chapter 1, Section 4-3

Note: 1. Data contained herein are subject to change, as additional reconciliations are performed

Note: 2. Provisions for Tax Refunds reflect accounting estimates as of 3/30/2017

Government of Guam
Consolidated Revenue / Expenditure Report¹
General Fund

	YTD ADOPTED Revenue Allocated vs. YTD ACTUAL Collections		Favorable (Unfavorable)	FY 2017 ADOPTED Revenue vs. PROJECTED Revenue to Year End		Favorable (Decrease)
	FY 2017 Adopted Revenues for the Comparative Period ²	FY 2017 Actual Revenues for the Comparative Period		FY 2017 Adopted Revenues (Full Year Projection) ³	FY 2017 Revenue Tracking	
Income Taxes:						
Individual Corporation	\$ 75,587,365	\$ 53,910,530	(\$ 21,676,835)	\$ 100,855,538	\$ 98,217,700	(\$ 2,637,838)
Withholding	78,567,065	75,675,973	(2,891,092)	142,997,573	131,084,309	(11,913,264)
	153,217,445	133,932,863	(19,284,582)	264,230,778	262,695,594	(1,535,184)
Income Taxes	307,371,875	283,519,386	(23,852,489)	508,083,889	492,977,603	(15,086,286)
Business privilege taxes:						
Gross Receipts Taxes	142,803,849	137,651,414	(\$ 5,152,435)	247,029,239	242,096,302	(4,932,937)
Other Taxes:						
Use Tax	1,234,016	1,805,695	571,679	2,183,865	3,122,734	938,869
Business Privilege Taxes	144,037,865	139,457,109	(4,580,756)	249,213,124	245,219,036	(3,994,088)
Licenses, Fees & Penalties	1,065,745	853,146	(212,599)	5,873,358	5,389,914	(483,444)
Use of Money & Property	63,604	476,634	413,030	217,464	(5,352)	(222,816)
Federal Sources:						
Section 30	43,669,201	48,484,232	4,815,031	74,900,293	87,154,735	12,254,442
Immigration fees	1,091,350	1,143,600	52,250	1,893,235	2,118,984	225,749
Recovery from Individuals	0	16,884	16,884	0	0	0
Child Support AFDC Local Share	0	44,211	44,211	0	0	0
Federal Sources	44,760,551	49,688,917	4,928,366	76,793,528	89,273,719	12,480,191
Department Charges:						
Agriculture	3,707	3,200	(507)			
Police & Corrections	73	10	(63)			
Public Works	17,128	20,185	3,057			
Public Health	5,493	5,970	477			
Commerce	0	0	0			
Other charges	595,705	462,932	(132,773)			
Department Charges	622,106	492,297	(129,809)	1,372,571	1,102,332	(270,239,00)
TOTAL GENERAL FUND REVENUES	\$ 497,861,746	\$ 474,487,489	(\$ 23,374,257)	\$ 841,533,934	\$ 832,977,252	(\$ 8,556,682)
			-4.69%			-1.02%

¹ Revenues are based on a modified accrual basis of accounting as determined by GASB 34. During the year, revenues are recognized on a cash basis, but are not so recorded in accordance with GASB 31.
² Based on Adopted Revenues allocated per F.L. 13-185, Chapter 1, Section 4(a).
³ Note: 1. Data contained herein are subject to change, as additional reconciliations are performed.
 Note 2. Provisions for Tax Exemptions reflect assumptions estimate as of 10/30/2017.

Government of Guam
Consolidated Revenue/Expenditure Report
General Fund
As of April 30, 2017

(Pursuant to §4109 (c) (3) of Title 5 GCA)
 General Fund

	<u>APPROPRIATIONS¹</u>	<u>EXPENDITURES²</u>	<u>ENCUMBRANCES</u>	<u>FUNDS AVAILABLE</u>
GENERAL GOVERNMENT				
Office of I Magalahen Guahan	6,765,920	3,236,815	800,852	2,728,253
Office of I Seguridu Na Magalahen Guahan	1,057,147	546,173	13,406	497,568
Bureau of Budget & Management Research	1,283,232	630,329	-	652,903
Civil Service Commission	944,788	417,826	147,558	379,405
CSC - Administrative Law Judge / Legal Secretary	109,177	29,991	22,500	56,686
Department of Administration (DOA)	6,752,085	3,460,907	341,715	2,949,463
DOA - Support of Child in Custody - 19 GCA §5116	946,969	-	-	946,969
DOA - Residential Treatment Fund	1,600,000	1,244,460	-	355,540
DOA - Government Claims Fund	250,000	95,857	-	154,143
DOA - Government Annual Single Audit	401,000	173,630	227,370	-
DOA - Office of Technology	3,900,974	1,342,222	983,849	1,574,903
Department of Revenue & Taxation	8,865,558	4,321,820	700,516	3,843,222
Department of Public Works (DPW)	7,123,269	3,183,041	193,309	3,746,920
Department of Land Management	419,897	216,557	203,340	-
Guam Ancestral Lands Commission	91,093	32,416	2,104	56,573
Office of Veterans Affairs	631,767	291,080	50,069	290,618
TOTAL	41,142,876	19,223,124	3,686,588	18,233,164
PROTECTION OF LIFE & PROPERTY				
Guam Police Department (GPD)	33,771,921	16,653,169	1,184,489	15,934,263 3/
Department of Corrections (DOC)	23,315,006	11,898,762	607,193	10,809,052 3/
DOC - Cost of Care & Custody of Prisoners in Federal Facilities	701,000	235,289	-	465,711
DOC - GMHA Consolidated Agreement	1,100,000	-	-	1,100,000
Department of Youth Affairs (DYA)	5,907,588	2,735,528	254,599	2,917,261
DYA - Runaway, Homeless or Victims of Abuse	332,150	148,649	183,501	-
Chief Medical Examiner	430,005	199,461	39,848	190,696
Guam Fire Department	33,325,218	17,135,738	380,891	15,808,589
TOTAL	98,882,688	49,006,597	2,650,521	47,225,571

See footnotes on page 7.

Note: Data continued herein are subject to change, as additional reconciliations are performed.

Government of Guam
Consolidated Revenue/Expenditure Report
General Fund
As of April 30, 2017

EXPENDITURES & ENCUMBRANCES	APPROPRIATIONS ¹⁾	EXPENDITURES ²⁾	ENCUMBRANCES	FUNDS AVAILABLE
PUBLIC HEALTH				
Department of Public Health & Social Services (DPHSS)	11,089,649	3,400,346	1,662,038	6,027,265
DPHSS - MIP/MIPPR Program	11,154,436	7,366,386	12,227	3,775,823
DPHSS - MIPPR Cancer Screening, Treatment, Educational Programs & Support	800,000	-	-	800,000
DPHSS - Medicaid Program	16,383,089	11,761,024	-	4,622,065
DPHSS - Children's Health Insurance Program	6,793,770	2,460,946	949,485	3,383,339
DPHSS - Division of Senior Citizens Programs	9,278,531	3,708,003	4,323,960	1,246,568
DPHSS - Public Assistance Program	3,469,911	1,464,206	-	2,005,705
DPHSS - Enhanced Allotment Plan	913,153	890,596	-	22,557
DPHSS - Office of Minority Health	104,167	55,534	-	48,633
DPHSS - Foster Care Health Insurance Premiums	700,000	232,149	-	467,851
Guam Behavioral Health and Wellness Center (GBHWC)	6,504,513	5,443,575	793,444	267,494
GBHWC - Drug & Alcohol Programs	1,575,112	616,563	831,906	126,643
Guam Memorial Hospital Authority (GMHA) - per P.L. 33-183 & P.L. 33-185	86,000	-	13,325	72,675
TOTAL	15,000,000	15,000,000	-	-
PUBLIC EDUCATION				
Department of Education Operations (DOE)	203,954,990	98,849,609	-	105,105,381
DOE - Guahan Academy & <i>ilearni</i> Academy Charter Schools	4,282,076	3,997,366	-	284,710
DOE - Chamorro Studies Division	401,207	-	-	401,207
DOE - Y Kuentan Salapac Prinsipal	1,081,000	160,918	-	920,082
DOE - Textbooks	1,500,000	52,994	-	1,447,006
DOE - First Generation Trust Fund Initiative	100,000	-	-	100,000
University of Guam Operations (UOG)	30,740,431	10,227,283	-	20,513,148
UOG - Scholarships (SSFAP)	3,599,358	879,167	-	2,720,191
UOG - Aquaculture Development and Training Center	125,254	10,438	-	114,816
UOG - WERI (Guam Hydrologic Survey)	182,694	-	-	182,694
UOG - WERI (Water Resource Monitoring)	155,626	-	-	155,626
UOG - Northern & Southern Soil & Water Conservation District Programs	149,384	-	-	149,384
UOG - KPRG Operations	125,000	72,916	-	52,084
UOG - First Generation Trust Fund Initiative	250,000	-	-	250,000
Guam Community College Operations (GCC)	17,903,072	4,900,000	-	13,003,072
GCC - Licensed Practical Nursing & Vocational Guidance Programs	835,600	199,267	-	636,333
GCC - Apprenticeship Program	374,951	122,492	-	252,459
GCC - First Generation Trust Fund Initiative	200,000	-	-	200,000
Guam Commission for Educator Certification	281,822	115,024	8,864	157,935
TOTAL	266,242,465	119,587,473	8,864	146,646,129

See footnotes on page 7.
Note: Data continued herein are subject to change, as additional reconciliations are performed.

Government of Guam
Consolidated Revenue/Expenditure Report
General Fund
As of April 30, 2017

	APPROPRIATIONS ¹	EXPENDITURES ²	ENCUMBRANCES	FUNDS AVAILABLE
COMMUNITY SERVICES				
Department of Integrated Services for Indiv. with Disabilities (DISID)	1,259,761	268,766	46,440	944,556
TOTAL	1,259,761	268,766	46,440	944,556
RECREATION				
Department of Parks and Recreation - Guam Historic Resources Division	305,958	167,032	-	138,926
TOTAL	305,958	167,032	-	138,926
INDIVIDUAL & COLLECTIVE RIGHTS				
Commission on Decolonization (COD)	176,063	122,620	2,598	50,845
COD - Public Information Program	210,000	1,469	5,221	203,310
Department of Chamorro Affairs (DCA)	1,120,352	489,988	65,498	564,866
DCA - Guam Public Library	1,246,021	551,355	176,987	517,679
DCA - Guam Council on the Arts and Humanities	293,800	149,005	-	144,795
DCA - Guam Educational Telecommunications Corp. (PBS Guam)	624,063	291,944	4,796	327,323
Department of Labor (DOL)	1,573,746	992,759	217,895	363,092
DOL - Worker's Compensation Fund	698,593	240,992	-	457,601
Department of Military Affairs	909,100	286,880	3,328	618,892
Guam Election Commission (GEC)	1,514,576	846,347	140,305	527,924
TOTAL	8,366,314	3,973,359	616,628	3,776,327
ECONOMIC DEVELOPMENT				
Bureau of Statistics & Plans (BSP)	805,877	427,834	13,789	364,254
BSP - Business and Economics Statistics Program	446,003	223,179	-	222,824
Department of Agriculture - DOAg	2,991,923	1,474,273	-	1,517,650
DOAg - Animal Shelter (GAIN)	150,000	63,750	63,750	22,500
TOTAL	4,393,803	2,189,036	77,539	2,127,228
JUDICIAL/LEGISLATIVE/OTHERS				
Unified Judiciary Operations (Judiciary)	31,510,247	19,698,750	-	11,811,497
Judiciary - Court Appointed Fees	1,239,791	-	-	1,239,791
Judiciary - Adult and Juvenile Drug Courts	1,383,439	-	-	1,383,439
Judiciary - Family Visitation Center	11,000	-	-	11,000
1 Liheslaturan Guahan (Legislature)	8,496,564	4,602,305	-	3,894,259
Legislature - Office of Finance and Budget	474,000	276,500	-	197,500

See Footnotes on page 7.
Note: Data contained herein are subject to change, as additional reconciliations are performed.

Government of Guam
Consolidated Revenue/Expenditure Report
General Fund
As of April 30, 2017

	APPROPRIATIONS ^{1/}	EXPENDITURES ^{2/}	ENCUMBRANCES	FUNDS AVAILABLE
EXPENDITURES & ENCUMBRANCES				
JUDICIAL/LEGISLATIVE/OTHERS (CONTINUED)				
Office of the Attorney General Operations (OAG)	16,249,713	7,459,653	787,614	8,002,445 3/
Public Defender Services Corporation (PDS)	4,341,373	2,171,000	-	2,170,373
Mayor's Council of Guam (MCOG)	4,617,188	5,235,944	-	(618,756) 5/
MCOG - Grounds Maintenance for Schools	481,957	-	-	481,957
MCOG - Public Safety & Social Education	416,860	70,020	119,314	227,525
Office of Public Accountability	1,396,898	785,048	-	611,850
TOTAL JUDICIAL/LEGISLATIVE/OTHERS	70,619,030	40,299,221	906,928	29,412,881
MISCELLANEOUS APPROPRIATIONS				
Government of Guam Retirement Fund (GGRF) - Medicare Premiums	2,100,000	1,517,800	-	582,200
GGRF - Governor/Lieutenant Governor Pensions	252,000	147,000	-	105,000
GGRF - Judges Annuites	363,000	211,750	-	151,250
GGRF - Health/Dental/Life Insurance	24,859,483	21,399,158	-	3,460,325
DOA - Supplemental Annuity Benefits Special Fund	8,493,840	4,247,146	-	4,246,694
DOA - Cost of Living Allowance	13,226,600	13,476,000	-	(250,000) 6/
MCOG - Lump Sum of Accrued Annual Leave	787,234	347,132	-	440,102
Legislature - Lump Sum of Accrued Annual Leave	385,205	385,205	-	-
TOTAL	50,466,762	41,731,191	-	8,735,571
CONTINUING APPROPRIATIONS				
General Obligation Bonds, Series 2009 A	5,559,100	5,102,200	-	456,900
GDOE Series 2010A JFK Project	5,130,600	5,130,600	-	-
BPT Tax Bonds, Series 2011A	16,350,513	10,489,006	-	5,861,507
BPT Tax Bonds, Series 2012B	7,517,244	4,928,023	-	2,589,221
BPT Tax Bonds, Series 2013C	2,775,217	2,546,967	-	228,250 7/
GDOE Series 2013A Okkodo Project	2,284,685	650,000	-	1,634,685
BPT Bonds, Series 2015D	20,214,750	10,107,375	-	10,107,375
Limited Obligation Bonds (Section 30), Series 2016A	10,907,876	5,033,501	-	5,874,375
TOTAL	70,739,985	43,987,673	-	26,752,312
GRAND TOTAL	696,271,973	372,832,800	16,579,892	306,859,281

Footnotes:

- 1/ Pursuant to P.L. 33-185 and other GF appropriations noted per DOA. Does not include appropriations from "revenues in excess of FY 2017 projections of General Fund".
- 2/ Actual Cumulative preliminary numbers provided by DOA to exclude X & Z accounts.
- 3/ Appropriation inclusive of Criminal Justice Information System Integration Project Cost Sharing Initiative.
- 4/ Appropriation funded from bond proceeds of refinanced debt service authorized by P.L. 33-183.
- 5/ Pending journal voucher transactions between MCOG accounts.
- 6/ Existing shortfall due to actual requirements for COLA.
- 7/ Appropriation and expenditure is net of UOG bond payment obligation (\$2,027,283) as stipulated in Chapter 1, Section 6(f), P.L. 33-185.

Note: Data continued herein are subject to change, as additional reconciliations are performed.