



BUREAU OF BUDGET & MANAGEMENT RESEARCH

OFFICE OF THE GOVERNOR
Post Office Box 2950, Hagåtña Guam 96932

EDDIE BAZA CALVO
GOVERNOR

LESTER L. CARLSON, JR.
ACTING DIRECTOR

RAY TENORIO
LIEUTENANT GOVERNOR

NOV 21 2017

The Honorable Benjamin J.F. Cruz
Speaker
I Mina'trentai Kuattro Na Liheslaturan Guåhan
Thirty-Fourth Guam Legislature
Guam Congress Building
163 Chalan Santo Papa
Hagåtña, Guam 96910

Speaker Benjamin J.F. Cruz

NOV 21 2017


Time: 4:53 [] AM [] PM File No: _____
Received By: 

Dear Speaker Cruz:

Enclosed is the Consolidated Revenue/Expenditure Report for the period ending October 31, 2017. There are several statutes requiring monthly reports of revenues in addition to a report requiring both revenue and expenditure comparisons. In an effort to mitigate misunderstanding of the different amounts being reported, it was necessary to submit a "consolidated" report which contains all the comparative information pursuant to each of the statutory reporting requirements. In this format, it is evident that there are varying numbers due to the different "basis of comparison". It should be noted that the amounts reflected in this report are subject to internal audit and analysis and therefore are subject to change, which is the nature of these interim reports. However, it is submitted to meet compliance with each reporting mandate.




Please also note that the report has been prepared and submitted to comply with Public Law 34-42. The law required reporting of revenue in a manner which is not in compliance with Generally Accepted Accounting Principles (GAAP) or Government Accounting Standards Board (GASB) requirements. Stakeholders are cautioned that the report is not an accurate reflection of the financial position of the Government of Guam nor should it be compared to prior reports that were prepared in accordance with GAAP. Should you have any questions, please do not hesitate to call me.

Sincerely,



LESTER L. CARLSON, JR.

Enclosures

<i>Certification of information contained in Enclosures subject to Note 1.</i>

Lester L. Carlson Jr, Acting Director, Bureau of Budget and Management Research

Christine Ann W. Baleta, Director, Department of Administration

John P. Camacho, Director, Department of Revenue and Taxation

Government of Guam
Consolidated Revenue / Expenditure Report by
General Fund

Combined Comparative Statement of Revenues
MONTHLY ACTUAL Collection Comparison FY2018 and FY2017
For the Month Ending October

Combined Comparative Statement of Revenues
YTD ACTUAL Collection Comparison FY2017 and FY2018
One month ending October 2017

	2017		2016		Increase (Decrease)	Fiscal Year 2018		Fiscal Year 2017		Increase (Decrease)
	October		October							
Income Taxes:										
Individual	\$ 7,028,564	\$ 6,557,394	\$ 471,169	\$ 7,028,564	\$ 471,169	\$ 7,028,564	\$ 6,557,394	\$ 471,169	\$ 471,169	
Corporation	12,290,804	4,983,277	7,307,526	12,290,804	7,307,526	12,290,804	4,983,277	7,307,526	7,307,526	
Withholding	21,775,651	20,821,318	954,333	21,775,651	954,333	21,775,651	20,821,318	954,333	954,333	
Income Taxes	41,095,019	32,361,990	8,733,029	41,095,019	8,733,029	41,095,019	32,361,990	8,733,029	8,733,029	
Business privilege taxes:										
Gross Receipts Taxes	19,228,046	19,172,451	55,595	19,228,046	55,595	19,228,046	19,172,451	55,595	55,595	
Other Taxes:										
Use Tax	230,199	235,451	(5,252)	230,199	(5,252)	230,199	235,451	(5,252)	(5,252)	
Business Privilege Taxes	19,458,245	19,407,902	50,343	19,458,245	50,343	19,458,245	19,407,902	50,343	50,343	
Licenses, Fees & Penalties	158,234	148,400	9,833	158,234	9,833	158,234	148,400	9,833	9,833	
Use of Money & Property	22,493	13,339	9,155	22,493	9,155	22,493	13,339	9,155	9,155	
Federal Sources:										
Section 30	77,795,541	6,603,203	71,192,338	77,795,541	71,192,338	77,795,541	6,603,203	71,192,338	71,192,338	
Immigration fees	218,360	154,485	63,875	218,360	63,875	218,360	154,485	63,875	63,875	
Recovery from Individuals	0	0	0	0	0	0	0	0	0	
Child Support AFDC Local Share	2,862	2,658	204	2,862	204	2,862	2,658	204	204	
Federal Sources	78,016,763	6,760,347	71,256,416	78,016,763	71,256,416	78,016,763	6,760,347	71,256,416	71,256,416	
Department Charges:										
Agriculture	221	304	(83)	221	(83)	221	304	(83)	(83)	
Police & Corrections	0	0	0	0	0	0	0	0	0	
Public Works	6,675	3,325	3,350	6,675	3,350	6,675	3,325	3,350	3,350	
Public Health	965	920	45	965	45	965	920	45	45	
Commerce	0	0	0	0	0	0	0	0	0	
Other charges	64,183	62,029	2,154	64,183	2,154	64,183	62,029	2,154	2,154	
Department Charges	72,044	66,578	5,466	72,044	5,466	72,044	66,578	5,466	5,466	
TOTAL GENERAL FUND REVENUES	\$ 138,822,798	\$ 58,758,556	\$ 80,064,243	\$ 138,822,798	\$ 80,064,243	\$ 138,822,798	\$ 58,758,556	\$ 80,064,243	\$ 80,064,243	
PROVISION FOR TAX REFUNDS										
Budget (Provision per P.L. 34-42)	2	8,603,502	8,603,502	8,603,502	(266,499)	8,603,502	8,870,001	8,603,502	8,870,001	(266,499)

Footnotes:

1/ Revenues are based on a modified accrual basis of accounting as determined by GASB 34. During the year, revenues are recognized on a cash basis. Use at year end as accrual is made in accordance with GASB 33.

2/ Estimates are recorded for the provision for 2018 Refunds.

Note 1: Data contained herein are subject to change, as additional reconciliations are performed.

Note 2: Provision for Tax Refunds reflect accounting estimate as of 9/30/2018

Note 3: This report is not prepared in accordance with GAAP or GASB requirements. Subscribers are cautioned that the report is not an accurate reflection of the financial position of the Government of Guam nor should it be compared to prior reports that were prepared in accordance with GAAP. The report has been prepared and submitted to comply with Public Law 34-42

**Government of Guam
Consolidated Revenue / Expenditure Report¹
General Fund**

	MONTHLY ADOPTED REVENUE ALLOCATED vs. MONTHLY ACTUAL REVENUE			Quarterly ADOPTED REVENUE ALLOCATED vs. Quarterly ACTUAL REVENUE		
	FY 2018 Adopted Revenues Allocated for the Month October ²	FY 2018 Actual Collections For the Month October	Favorable (Unfavorable)	FY 2018 Adopted Revenues Allocated for the Quarter ³	FY 2018 Actual Collections for the Quarter	Favorable Increase (Decrease)
Income Taxes:						
Individual	\$ 6,443,515	\$ 7,018,564	\$ 585,049			
Corporation	5,878,495	12,290,804	6,412,309			
Withholding	21,054,622	21,775,651	721,029			
Income Taxes	33,376,632	41,095,019	7,718,387			
Business privilege taxes:						
Gross Receipts Taxes	19,636,662	19,228,046	(408,616)			
Other Taxes	235,666	230,199	(5,467)			
Use Tax	19,892,328	19,458,245	(434,083)			
Licenses, Fees & Penalties	161,216	158,234	(2,982)			
Use of Money & Property	29,800	24,493	(5,307)			
Federal Sources:						
Section 30	68,603,100	77,795,541	9,192,441			
Immigration fees	176,082	218,390	42,278			
Recovery from Individuals	0	0	0			
Child Support AFDC Local Share	0	2,862	2,862			
Federal Sources	68,779,182	78,016,783	9,237,591			
Department Charges:						
Agriculture	583	221	(362)			
Police & Corrections	0	0	0			
Public Works	6,369	6,675	306			
Public Health	1,763	965	(798)			
Commerce	0	0	0			
Other charges	118,825	64,183	(54,642)			
Department Charges	127,540	72,044	(55,496)			
TOTAL GENERAL FUND REVENUES	\$ 122,366,698	\$ 138,822,798	\$ 16,456,100			

Footnote:

- 1/ Revenues are based on a modified accrual basis of accounting as determined by GASB 34. During the year, revisions are required on a rate basis, but at year end an accrual is made in accordance with GASB 33.
 - 2/ This information will be updated in the quarter ending
 - 3/ Based on Adopted Revenues allocated per P.L. 31-42, Chapter 1, section 4(a) except for Section 30 revenues.
- Note 1: Data contained herein are subject to change, as additional reconciliations are performed.
 Note 2: Provisions for Tax Revenues reflect accounting estimates as of 9/30/2018.
 Note 3: This report is not prepared in accordance with GAAP or GASB requirements. Stakeholders are cautioned that the report is not an accurate reflection of the financial position of the Government of Guam nor should it be compared to prior reports that were prepared in accordance with GAAP. The report has been prepared and submitted to comply with Public Law 31-42.

Government of Guam
Consolidated Revenue / Expenditure Report ¹⁾
General Fund

	YTD ADOPTED Revenue Allocated vs. YTD ACTUAL Collection				FY2018 ADOPTED Revenue vs. PROJECTED Revenue to Year End			
	Permanently 5 GCA, Ch. 4, §1106(K)(2) (Due 30 days after month-end)		One Month Ending October 2017		Permanently 5 GCA, Ch. 4, §1106(K)(2) (Due 30 days after month-end)		FY2018 ADOPTED Revenue vs. PROJECTED Revenue to Year End	
	FY2018 Adopted Revenue for the Cumulative Period ²⁾	FY2018 Actual Revenue for the Cumulative Period	Preferable (Under/Over)		FY2018 Adopted Revenue (Full Year Projection)	FY2018 Revenue Tracking ³⁾	Preferable (Increase/Decrease)	
Income Taxes:								
Individual	\$ 6,443,515	\$ 7,028,564	\$ 585,049		\$ 78,342,876	\$ 99,822,680	\$ 21,479,804	
Corporation	5,878,495	12,290,804	6,412,309		152,601,412	149,492,112	(3,109,300)	
Withholding	21,054,622	21,775,551	721,029		281,225,258	274,896,449	(6,328,809)	
Income Taxes	33,376,632	41,095,019	7,718,387		512,169,546	524,211,441	12,041,895	
Business privilege taxes:								
Gross Receipts Taxes	19,636,662	19,228,046	(408,616)		234,800,702	236,686,596	(18,114,106)	
Other Taxes:								
Use Tax	255,666	230,199	(25,467)		4,331,471	2,783,815	(1,547,656)	
Business Privilege Taxes	19,892,328	19,458,245	(434,083)		259,132,173	239,470,411	(19,661,762)	
Licenses Fees & Penalties	161,216	158,234	(2,982)		6,037,048	5,876,153	(161,895)	
Use of Money & Property	29,800	22,483	(7,317)		392,688	291,122	(101,566)	
Federal Sources:								
Section 30	68,603,100	77,795,541	9,192,441		68,603,100	77,795,541	9,192,441	
Immigration fees	176,982	318,560	141,578		1,854,466	2,378,163	523,697	
Recovery from Individuals	0	0	0		0	0	0	
Child Support AFDC Local Share	0	2,862	2,862		0	80,173,704	9,176,138	
Federal Sources	68,779,182	78,016,763	9,237,581		70,457,566	80,173,704	9,716,138	
Department Charges:								
Agriculture	583	221	(362)					
Police & Corrections	0	0	0					
Public Works	6,369	6,673	306					
Public Health	1,763	965	(798)					
Commerce	0	0	0					
Other charges	118,825	64,183	(54,642)					
Department Charges	127,540	72,044	(55,496)		1,447,475	879,985	(567,490)	
TOTAL GENERAL FUND REVENUES	\$ 122,306,698	\$ 138,822,798	\$ 16,516,100	13.45%	\$ 849,727,276	\$ 850,907,816	\$ 1,180,540	0.14%

¹⁾ Revenues are based on a modified accrual basis of accounting as determined by GASB 34. During the year, revenues are recognized on a cash basis, but at year end an accrual is made in accordance with GASB 33.
²⁾ Based on Adopted Revenues allocated per P.L. 1-4-12, Chapter 1, section 441.
³⁾ Tracking for Individual Taxes include ACTC proposed collections.

Note 1: Data contained herein are subject to change; an additional reconciliation are performed.
 Note 2: Provisions for Tax Returns reflect accounting estimates as of 9/30/2018.
 Note 3: This report is not prepared in accordance with GAAP or GASB requirements. Stakeholders are cautioned that this report is not an accurate reflection of the financial position of the Government of Guam nor should it be compared to prior reports that were prepared in accordance with GAAP. The report has been prepared and submitted to comply with Public Law 1-4-2.

Government of Guam
Consolidated Revenue/Expenditure Report
General Fund
As of October 31, 2017

(Pursuant to §4109 (c) (3) of Title 5 GCA)
General Fund

	<u>APPROPRIATIONS ^v</u>	<u>EXPENDITURES ^v</u>	<u>ENCUMBRANCES</u>	<u>FUNDS AVAILABLE</u>
GENERAL GOVERNMENT				
Office of I Magajalen Guahan	6,663,239	208,827	649,840	5,804,571
Office of I Segundu Na Magajalen Guahan	1,159,828	41,697	3,280	1,114,850
Bureau of Budget & Management Research (BBMR)	1,287,508	41,380	608	1,245,520
BBMR - Competitive Wage Act Employee Appeal Payment	68,358	-	-	68,358
Civil Service Commission	933,005	27,497	160,830	744,677
CSC - Administrative Law Judge / Legal Secretary	120,960	1,667	-	119,293
Department of Administration (DOA)	7,247,767	226,245	263,406	6,758,116
DOA - Support of Child in Custody - 19 GCA §5116	946,969	-	-	946,969
DOA - Residential Treatment Fund	1,600,000	19,995	-	1,580,005
DOA - Government Claims Fund	250,000	592	-	249,408
DOA - Government Annual Single Audit	401,000	-	-	401,000
DOA - Government Education Program	3,405,292	43,041	1,641,621	1,720,630
DOA - Office of Technology	150,000	-	-	150,000
Department of Revenue & Taxation (DRT)	9,518,191	271,585	642,969	8,603,637
DRT - Recruitment of Revenue Agents	1,100,000	-	-	1,100,000
DRT - Recruitment of Vehicle Registration Officers & Driver's License Examiners	325,000	-	-	325,000
Department of Public Works - Cost Benefit & Space Utilization Study	150,000	-	-	150,000
Department of Land Management	343,292	-	108,279	235,013
Guam Ancestral Lands Commission	91,093	2,196	4,608	84,289
Office of Veterans Affairs	631,767	14,709	31,569	585,488
TOTAL	36,393,269	899,432	3,507,011	31,986,826
PROTECTION OF LIFE & PROPERTY				
Guam Police Department (GPD)	30,035,239	1,049,546	1,404,496	27,581,197 3/
Department of Corrections (DOC)	22,975,276	566,658	1,290,957	21,117,661
DOC - Cost of Care & Custody of Prisoners in Federal Facilities	501,000	-	-	501,000
DOC - GMHA Consolidated Agreement	650,000	-	-	650,000
DOC - Cost Sharing Initiative for CJIS Integration Project	89,730	-	-	89,730
Department of Youth Affairs (DYA)	5,907,388	176,240	365,321	5,365,827
DYA - Runaway, Homeless or Victims of Abuse	332,150	-	332,150	-
Chief Medical Examiner	442,330	14,283	236	427,811
Guam Fire Department	31,885,003	1,171,341	-	30,713,662
TOTAL	92,818,116	2,978,069	3,393,159	86,446,888

See footnotes on page 7.

Note: Data continued herein are subject to change, as additional reconciliations are performed.

Government of Guam
Consolidated Revenue/Expenditure Report
General Fund
As of October 31, 2017

	<u>EXPENDITURES & ENCUMBRANCES</u>			<u>FUNDS</u>	
	<u>APPROPRIATIONS</u> ^{1/}	<u>EXPENDITURES</u> ^{2/}	<u>ENCUMBRANCES</u>	<u>AVAILABLE</u>	
PUBLIC HEALTH					
Department of Public Health & Social Services (DPHSS)	13,544,450	167,815	1,343,721	12,032,914	
DPHSS - MIP/MIPPR Program	15,922,330	4,737,177	29,338	11,155,814	
DPHSS - MIPPR Cancer Screening, Treatment, Educational Programs & Support	800,000	-	-	800,000	
DPHSS - Medicaid Program	12,420,182	2,767,917	-	9,652,265	
DPHSS - Children's Health Insurance Program	4,199,426	279,072	1,800,580	2,119,774	
DPHSS - Division of Senior Citizens Programs	9,279,272	34,200	4,093,082	5,151,990	
DPHSS - Public Assistance Program	3,381,116	-	-	3,381,116	
DPHSS - Enhanced Allotment Plan	956,197	260,856	-	695,341	
DPHSS - Office of Minority Health	105,435	4,083	-	101,352	
DPHSS - Foster Care Health Insurance Premiums	549,000	36,423	-	512,577	
DPHSS - Medical Marijuana Lab	100,000	-	-	100,000	
Guam Behavioral Health and Wellness Center (GBHWC)	1,808,665	152,249	1,096,596	559,821	
GBHWC - Drug & Alcohol Programs	437,429	-	-	437,429	
GBHWC - Youth Suicide Prevention and Peace Program	86,000	-	-	86,000	
Guam Memorial Hospital Authority (GMHA) - Operations	2,170,616	-	-	2,170,616	
GMHA - Labor and Delivery Ward Renovation Debt Service	600,000	-	-	600,000	
TOTAL	66,360,118	8,439,792	8,363,316	49,557,009	
PUBLIC EDUCATION					
Department of Education Operations (DOE)	221,864,833	15,200,000	-	206,664,833	
DOE - Guahan Academy & <i>ilearn</i> Academy Charter Schools	506,028	506,027	-	1	
DOE - Chamorro Studies Division	401,207	-	-	401,207	
DOE - Textbooks	1,500,000	-	-	1,500,000	
DOE - Universal Pre-Kindergarten Pilot Program	1,054,596	-	-	1,054,596	
DOE - Maintenance and Repairs of School Facilities	500,000	-	-	500,000	
University of Guam Operations (UOG)	30,740,431	2,561,703	-	28,178,729	
UOG - Scholarships (SSFAP)	3,599,358	118,298	-	3,481,061	
UOG - Aquaculture Development and Training Center	125,254	-	-	125,254	
UOG - WERI (Guam Hydrologic Survey)	182,694	-	-	182,694	
UOG - WERI (Water Resource Monitoring)	155,626	-	-	155,626	
UOG - Northern & Southern Soil & Water Conservation District Programs	149,384	-	-	149,384	
UOG - KPRG Operations	125,000	-	-	125,000	
Guam Community College Operations (GCC)	18,096,062	1,508,005	-	16,588,057	
GCC - Licensed Practical Nursing & Vocational Guidance Programs	835,600	-	-	835,600	
GCC - Apprenticeship Program	818,369	-	-	818,369	
TOTAL	280,654,442	19,894,032	-	260,760,410	

See footnotes on page 7.

Note: Data continued herein are subject to change, as additional reconciliations are performed.

Government of Guam
Consolidated Revenue/Expenditure Report
General Fund
As of October 31, 2017

	<u>APPROPRIATIONS ¹</u>	<u>EXPENDITURES ²</u>	<u>ENCUMBRANCES</u>	<u>FUNDS AVAILABLE</u>
COMMUNITY SERVICES				
Department of Integrated Services for Indiv. with Disabilities (DISID)	1,052,841	23,543	68,702	960,596
TOTAL	1,052,841	23,543	68,702	960,596
RECREATION				
Department of Parks and Recreation - Guam Historic Resources Division	394,868	12,302	-	382,566
TOTAL	394,868	12,302	-	382,566
INDIVIDUAL & COLLECTIVE RIGHTS				
Commission on Decolonization (COD) - Operations	176,063	16,812	1,859	157,392
COD - Public Information Program	210,000	-	-	210,000
Department of Labor (DOL)	2,016,852	55,413	476,815	1,484,624
DOL - Worker's Compensation Fund	698,593	23,576	-	675,017
Department of Military Affairs	909,100	5,803	3,786	899,511
Guam Election Commission (GEC)	1,514,576	31,730	108,898	1,373,948
TOTAL	5,525,184	133,333	591,358	4,800,494
ECONOMIC DEVELOPMENT				
Bureau of Statistics & Plans (BSP)	835,877	25,837	8,662	801,378
BSP - Business and Economics Statistics Program	416,003	19,707	-	396,296
Department of Agriculture - DOAg	1,941,923	83,160	-	1,858,763
DOAg - Animal Shelter (GAIN)	150,000	-	-	150,000
DOAg - Conservation Officers	1,050,000	23,935	-	1,026,065
TOTAL	4,393,803	152,639	8,662	4,232,502
JUDICIAL/LEGISLATIVE/OTHERS				
United Judiciary Operations (Judiciary)	34,696,443	1,925,000	-	32,771,443 4/
11 Liheslaturan Guahan (Legislature)	8,496,564	354,024	-	8,142,541
Legislature - Office of Finance and Budget	470,000	39,167	-	430,833
Office of the Attorney General Operations (OAG)	16,249,713	488,486	167,056	15,594,171 3/
Public Defender Services Corporation (PDS)	4,341,373	160,000	-	4,181,373

See Footnotes on page 7.

Note: Data continued herein are subject to change, as additional reconciliations are performed.

Government of Guam
Consolidated Revenue/Expenditure Report
General Fund
As of October 31, 2017

	APPROPRIATIONS ^{1/}	EXPENDITURES ^{2/}	ENCUMBRANCES	FUNDS AVAILABLE
EXPENDITURES & ENCUMBRANCES				
JUDICIAL/LEGISLATIVE/OTHERS (CONTINUED)				
Mayor's Council of Guam (MCOG) - Operations	788,931	67,575	589,233	199,698
Office of Public Accountability	1,396,898	-	-	1,329,323
TOTAL JUDICIAL/LEGISLATIVE/OTHERS	66,439,922	3,034,251	756,289	62,649,382
MISCELLANEOUS APPROPRIATIONS				
Government of Guam Retirement Fund (GGRF) - Medicare Premiums	3,300,000	300,000	-	3,000,000
GGRF - Governor/Lieutenant Governor Pensions	252,000	21,000	-	231,000
GGRF - Judges Annuities	365,000	32,250	-	332,750
GGRF - Health/Dental/Life Insurance	32,384,180	1,502,044	-	30,882,136
DOA - Supplemental Annuity Benefits Special Fund	8,392,000	845,762	-	7,546,238
DOA - Cost of Living Allowance	13,902,000	13,766,000	-	136,000
TOTAL	58,595,180	16,467,057	-	42,128,123
CONTINUING APPROPRIATIONS				
General Obligation Bonds, Series 2009 A	5,555,250	-	-	5,555,250
GDOE Series 2010A JFK Project	5,128,200	5,128,200	-	-
BPT Tax Bonds, Series 2011A	16,346,763	-	-	16,346,763
BPT Tax Bonds, Series 2012B	7,509,324	-	-	7,509,324
BPT Tax Bonds, Series 2013C	2,772,338	-	-	2,772,338
GDOE Series 2013A Okkodo Project	2,286,685	2,286,685	-	-
BPT Bonds, Series 2015D	22,263,550	-	-	22,263,550
Limited Obligation Bonds (Section 30), Series 2016A	14,069,250	-	-	14,069,250
TOTAL	75,931,360	7,414,885	-	68,516,475
GRAND TOTAL	688,559,103	59,449,335	16,688,496	612,421,272

Footnotes:

- 1/ Pursuant to P.L. 34-42 and other GF appropriations noted per DOA. Does not include appropriations from "revenues in excess of FY 2018 projections of General Fund".
- 2/ Actual Cumulative preliminary numbers provided by DOA to exclude X & Z accounts.
- 3/ Appropriation inclusive of Criminal Justice Information System Integration Project Cost Sharing Initiative.
- 4/ Inclusive of Judiciary appropriations for: Court Appointed Fees (\$1,306,472), Adult and Juvenile Drug Courts (\$1,572,793), and Electronic Monitoring System (\$551,966). Pending distribution of allocation by DOA.

Note: Data contained herein are subject to change, as additional reconciliations are performed.