



BUREAU OF BUDGET & MANAGEMENT RESEARCH

OFFICE OF THE GOVERNOR
Post Office Box 2950, Hagåtña Guam 96932

EDDIE BAZA CALVO
GOVERNOR

Vice Speaker Therese M. Terlaje

LESTER L. CARLSON, JR.
DEPUTY DIRECTOR

RAY TENORIO
LIEUTENANT GOVERNOR

JUL 23 2018

JUL 23 2018

Time: 4:20 PM

Received by: [Signature]

Speaker Benjamin J.F. Cruz

The Honorable Benjamin J.F. Cruz
Speaker

I Mina'trentai Kuattro Na Liheslaturan Guåhan
Thirty-Fourth Guam Legislature
Guam Congress Building
163 Chalan Santo Papa
Hagåtña, Guam 96910

RECEIVED
OFFICE OF PUBLIC ACCOUNTABILITY

BY: A. Quitagua

DATE: July 23, 2018

JUL 23 2018

Time: 4:24 AM PM File No. _____

Received By: [Signature]

Dear Speaker Cruz:

TIME: 4:33 AM PM

Attached is the special revenue fund tracking report for the Guam Highway Fund, Solid Waste Operations Fund (Tipping Fees), Territorial Education Facilities Fund, Tourist Attraction Fund, Healthy Futures Fund, and Customs and Quarantine Fund for Fiscal Year 2018 for the month ending June 30, 2018 pursuant to item (1) of §13109(a) of Title 2 GCA, Chapter 13.

The attached reports are in draft form for the period provided and are subject to change. Should you have any questions, please do not hesitate to contact this office.

Sincerely,

[Signature]
LESTER L. CARLSON, JR

<i>Certification of Information Contained in Attachment A</i>
<u>[Signature]</u>
Lester L. Carlson, Jr., Deputy Director, Bureau of Budget and Management Research

Attachment(s)

cc: Office of the Vice Speaker
Office of Public Accountability

Government of Guam

FY 2018 Special Revenue Fund Tracking

For the month ending June 30, 2018

Pursuant to §13109(a)(1) of Title 2 GCA, Chapter 13

Attachment A

	Month	Description/Fund Code							C&Q Inspections Services
		Guam Highway 208	Solid Waste Operations 416	Territorial Education Facilities 205	Tourist Attraction 206 ^{1/}	Healthy Futures 602 ^{2/}			
FY 2018 (Oct 17-Sept 18)									
(A) October	Actual	1,706,151	1,640,039	449,995	3,117,361	2,426,695	918,680		
(B) November	Actual	1,543,989	1,551,178	211,259	2,851,304	2,127,749	1,037,098		
(C) December	Actual	1,590,488	1,584,949	1,219,233	3,035,574	2,143,870	1,418,610		
(D) January	Actual	1,992,143	1,629,654	3,825,888	3,922,838	2,294,163	1,122,425		
(E) February	Actual	2,066,284	1,495,236	13,354,865	4,395,390	2,297,712	1,033,989		
(F) March	Actual	1,965,266	1,629,991	1,514,473	4,047,195	2,241,251	1,510,779		
(G) April	Actual	2,008,449	1,559,703	5,821,939	3,724,201	2,756,073	1,003,391		
(H) May	Actual	1,947,072	1,608,947	727,150	3,134,183	2,811,522	963,704		
(I) June	Actual	2,130,688	1,599,582	1,123,203	3,069,071	2,960,522	929,596		
(J) July	Projected	1,549,668	1,597,111	715,070	2,832,838	1,516,612	1,254,725		
(K) August	Projected	1,605,094	1,702,715	467,170	3,549,802	2,013,291	1,331,945		
(L) September	Projected	1,822,682	1,705,659	457,595	4,743,833	5,240,847	1,175,194		
(M) Tracking FY2018		21,927,974	19,304,764	29,887,840	42,423,590	30,830,305	13,700,136		
(N) Public Law 34-42		21,136,926	19,469,975	29,260,403	44,662,497	27,862,695	14,931,817		
(O) Overage/(Shortage)	(M-N)	791,048	(165,211)	627,437	(2,238,907)	2,967,610	(1,231,681)		

Note: Data contained herein are subject to change, as additional reconciliations are performed.

1/ Public Law 34-42 increased the Tourist Attraction Fund appropriations \$2.6M above the FY2018 Executive Budget request.

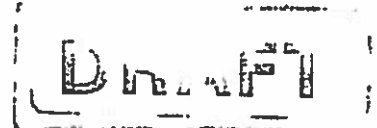
2/ Public Law 34-42 increased the Health Futures Fund appropriations \$5.5M above the FY2018 Executive Budget request.

Government Of Guam
 Combined Comparative Statement Of Revenues
 Special Revenue Funds
 June 30, 2018 & 2017

DRAFT

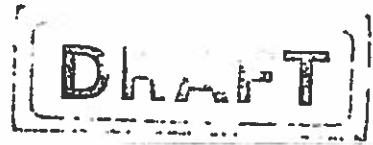
	ACTUAL Collection for the month			ACTUAL Collection for the Year-To-Date		
	June, 2018	June, 2017	Increase (Decrease)	Fiscal Year 2018	Fiscal Year 2017	Increase (Decrease)
Air Pollution Control Special Fund						
Emission fee / \$6 per ton per year	0	0	0	0	0	0
Penalty - excess emission / \$1,000	1,878	2,900	(1,022)	85,069	63,712	21,357
Permit Renewal / \$1000	0	0	0	100	0	100
Admin permit amend nonmajor / \$100	0	0	0	0	0	0
Permit Renew Normal Haz/ \$200	0	0	0	34	0	34
Use of money and property	0	0	0	0	0	0
TOTAL	\$ 1,878	\$ 2,900	\$ (1,022)	\$ 85,203	\$ 63,712	\$ 21,491
Banking & Insurance Enforcement Fund						
Exam fees	0	0	0	0	0	0
ATM fees	0	0	0	0	0	0
Banking & Insurance enforcement	156,095	86,511	69,584	411,346	321,256	90,090
Use of money and property	47	19	29	277	50	227
TOTAL	\$ 156,142	\$ 86,530	\$ 69,612	\$ 411,623	\$ 321,306	\$ 90,317
Better Public Service Fund						
Transfers in/from General Fund	0	0	0	50,334	81,375	(31,041)
Transfers in/from Highway Fund	0	0	0	224,056	505,620	(281,564)
Transfers in/from Guam Enviro Fund	0	0	0	846	25,255	(24,408)
Transfers in/from H&H/Hum Svc Fund	0	0	0	0	0	0
Transfers in/from Youth Ed/Prev Fund	0	0	0	0	0	0
Fees and fines	25	0	25	12,020	9,400	2,620
Service contract provide application fee-25	0	0	0	0	50	(50)
Service contract provide filing fee-25	0	0	0	25	0	25
Use of money and property	0	0	0	0	0	0
TOTAL	\$ 25	\$ 0	\$ 25	\$ 287,229	\$ 621,700	\$ (334,471)
Chamorro Land Trust Operations Fund						
Land trust application fees	350	600	(250)	3,100	5,000	(1,900)
Commercial leases / license	24,789	28,887	(4,098)	690,506	719,664	(29,158)
Agriculture / residential land trust lease	0	0	0	99	0	99
Payment in lieu of real property tax	0	0	0	0	0	0
Sale of government land (PL1831-53)	0	0	0	17,209	0	17,209
Use of money and property	257	201	56	2,477	1,714	763
TOTAL	\$ 25,396	\$ 29,688	\$ (4,292)	\$ 713,413	\$ 726,413	\$ (13,000)
Corrections Revolving Fund						
DOC revolving fund	294,545	414,244	(119,699)	919,094	1,038,026	(118,932)
Use of money and property	0	0	0	0	0	0
TOTAL	\$ 294,545	\$ 414,244	\$ (119,699)	\$ 919,094	\$ 1,038,026	\$ (118,932)
Custom, Agric and Quarantine Inspection Fund						
Customs overtime services	0	0	0	50	97	(47)
Passenger inspection fee - Air	48	101	(53)	225	1,106	(881)
Passenger inspection fee - Port Authority	0	0	0	0	0	0
Passenger inspection fee - Airport Authority	900,000	1,055,574	(155,574)	9,123,622	9,823,600	(699,978)
Cargo inspection fee - Air	22,762	20,862	1,900	783,322	209,612	573,710
Port inspection fee - single <4000#	0	0	0	0	0	0
Port inspection fee - single >4000#	0	0	0	0	0	0
Port inspection fee - multi <4000#	0	0	0	0	0	0
Port inspection fee - multi >4000#	0	0	0	0	0	0
Air inspection fee - single <100#	0	0	0	0	0	0
Air inspection fee - single >100#	0	0	0	0	0	0
Revenue - other payments	1,736	4,254	(2,518)	30,672	3,037	27,635
Use of money and property	49	66	(17)	381	390	(9)
TOTAL	\$ 929,590	\$ 1,089,858	\$ (160,268)	\$ 9,918,272	\$ 10,871,315	\$ (953,043)
DPHSS Sanitary Inspection Revolving Fund						
Sanitary inspection-register fee	6,916	374	6,542	6,916	19,963	(13,047)
Use of money and property	0	0	0	39	62	(23)
TOTAL	\$ 6,916	\$ 374	\$ 6,542	\$ 7,355	\$ 20,025	\$ (12,670)
CPW Building and Design Fund						
Building inspection fee	11,045	74,438	(63,393)	198,712	781,698	(582,986)
Building permit fees 25%	27,181	24,137	3,044	199,900	277,059	(77,159)
TOTAL	\$ 38,226	\$ 98,575	\$ (60,349)	\$ 398,612	\$ 1,058,757	\$ (660,145)
Enhanced 911 Emergency Reporting System Fund						
911 surcharge \$1	183,056	182,758	298	2,330	1,589,658	(1,587,328)
Use of money and property	0	0	0	64	0	64
TOTAL	\$ 183,056	\$ 182,758	\$ 298	\$ 2,394	\$ 1,589,658	\$ (1,587,264)
Environmental Health Fund						
Health permits - business	587,273	507,462	79,811	661,086	602,051	59,035
PH registration and penalty	200	0	200	1,850	2,010	(160)
De-rating inspection and certificates	0	0	0	0	0	0
Health certificates	51,617	28,943	22,674	338,563	217,485	121,078
Administrative penalties	0	230	(230)	600	2,230	(1,630)
Use of money and property	0	0	0	0	0	0
TOTAL	\$ 638,890	\$ 536,635	\$ 102,255	\$ 1,002,099	\$ 823,776	\$ 178,323

Government Of Guam
 Combined Comparative Statement Of Revenue
 Special Revenue Funds
 June 30, 2018 & 2017



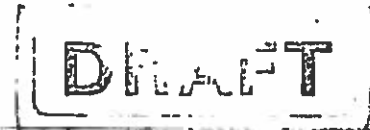
	ACTUAL Collection for the month			ACTUAL Collection for the Year-To-Date		
	June, 2018	June, 2017	Increase (Decrease)	Fiscal Year 2018	Fiscal Year 2017	Increase (Decrease)
Fire, Life & Medical Emergency Fund						
Transport / standby fees	210	375	(165)	3,935	11,114	(7,179)
Fire prevention fees	11,482	11,960	(478)	81,404	88,502	(7,098)
Other fees	21	56	(35)	4,113	5,282	(1,089)
Ambulance service	42,741	66,614	(23,873)	440,212	551,117	(110,835)
Fire stations	0	0	0	0	0	0
Use of money and property	0	0	0	0	0	0
TOTAL	\$ 54,454	\$ 79,005	\$ (24,551)	\$ 529,664	\$ 656,015	\$ (126,201)
GMHA Pharmaceuticals Fund						
Transfers In/From General Fund	0	0	0	0	0	0
Transfers In/From GMHA Medicaid	0	0	0	0	0	0
Use of money and property	0	0	0	0	0	0
TOTAL	\$ 0	\$ 0	\$ 0	\$ 0	\$ 0	\$ 0
Guam Contractors License Board Fund						
Contractors fees	30,171	42,364	(12,193)	58,184	608,293	(550,109)
Use of money and property	0	0	0	0	0	0
TOTAL	\$ 30,171	\$ 42,364	\$ (12,193)	\$ 58,184	\$ 608,293	\$ (550,109)
Guam Environmental Trust Fund						
Insurance assessment fee	6,264	0	6,264	442,381	350,947	91,434
Use of money and property	63	20	43	321	67	254
TOTAL	\$ 6,327	\$ 20	\$ 6,307	\$ 442,702	\$ 351,014	\$ 91,688
Guam Healthcare Trust and Development Fund						
Liberty symbols match play	0	0	0	0	0	0
License fees - healthcare trust	0	35,000	(35,000)	0	35,000	(35,000)
Business privilege tax - healthcare	0	0	0	0	0	0
Income tax - healthcare trust	0	0	0	0	0	0
Urgent healthcare center - CTA	134,001	850,890	(716,889)	1,068,823	1,736,994	(668,171)
Healthcare legislature appropriation - CTA	89,334	567,260	(477,926)	712,550	1,157,996	(445,446)
Use of money and property	0	0	0	0	0	0
TOTAL	\$ 223,335	\$ 1,453,150	\$ (1,229,815)	\$ 1,781,373	\$ 2,929,990	\$ (1,148,617)
Guam (Territorial) Highway Fund						
Liquid fuel taxes						
Aviation fuel tax	459,525	161,364	298,161	2,508,308	1,503,005	1,005,303
Diesel fuel tax	82,923	69,066	13,858	712,828	648,091	64,737
Other fuel tax	23,174	26,788	(3,614)	231,447	256,109	(24,662)
Drawbacks	0	0	0	0	0	0
Mass transit surcharge on diesel fuel	595,883	466,194	129,690	4,656,974	4,021,661	635,313
Auto surcharge on other fuels	158,900	169,522	(10,622)	1,419,315	1,462,447	(43,132)
Condition for deposit fee penalty	0	0	0	0	0	0
GRT credits and adjust taken GHF	0	0	0	0	174	(174)
Interest and penalties on taxes	0	0	0	0	0	0
Liquid fuel taxes	1,320,408	892,933	427,475	9,528,872	7,891,139	1,637,733
Licenses and registrations	810,088	834,953	(24,865)	7,421,111	7,580,484	(159,373)
Use of money and property	194	34	160	547	423	123
TOTAL	\$ 2,130,688	\$ 1,727,928	\$ 402,760	\$ 18,950,538	\$ 15,392,047	\$ 3,558,491
Guam Invasive Species Inspection Fee Fund						
Invasive species inspection fees	29,733	11,500	18,233	405,822	325,456	80,366
Use of money and property	0	0	0	0	0	0
TOTAL	\$ 29,733	\$ 11,500	\$ 18,233	\$ 405,822	\$ 325,456	\$ 80,366
Guam Museum Fund						
Transfer In/From TAF	0	0	0	0	0	0
Guam museum fees	0	0	0	0	0	0
Building permit fees - 25%	21,511	22,187	(676)	239,900	217,059	22,841
Rental - building	0	0	0	0	970	(970)
Donations and contributions	0	0	0	0	0	0
TOTAL	\$ 21,511	\$ 22,187	\$ (676)	\$ 239,900	\$ 217,059	\$ 22,841
Guam Plant Inspection and Permit Fund						
Guam plant inspection and permit	8,141	8,526	(385)	74,148	73,218	930
Use of money and property	0	0	0	0	0	0
TOTAL	\$ 8,141	\$ 8,526	\$ (385)	\$ 74,148	\$ 73,218	\$ 930
Health Professional Licensing Office Revolving Fund						
Healing Arts	0	0	0	0	0	0
Allied Health License	625	1,610	(985)	11,890	26,545	(14,655)
Dental Board License	2,550	415	2,135	17,970	6,295	11,675
Medical Board License	2,900	9,525	(6,625)	106,939	41,450	66,489
Nursing Board License	9,500	14,200	(4,700)	47,422	47,628	(206)
Optometry Board License	0	0	0	265	815	(550)
Pharmacy Board License	900	2,210	(1,310)	3,000	6,565	(3,565)
Cosmetology Board License	1,178	269	909	5,707	4,710	997
Use of money and property	0	0	0	0	0	0
TOTAL	\$ 17,853	\$ 28,249	\$ (10,396)	\$ 197,193	\$ 133,008	\$ 64,185

Government Of Guam
 Combined Comparative Statement Of Revenue
 Special Revenue Funds
 June 30, 2018 & 2017




	ACTUAL Collection for the month			ACTUAL Collection for the Year-To-Date		
	June, 2018	June, 2017	Increase (Decrease)	Fiscal Year 2018	Fiscal Year 2017	Increase (Decrease)
Healthy Futures Funds						
Cigarettes	2,522,850	1,918,908	603,942	18,442,497	14,784,529	3,657,968
Cigars	2,459	2,041	428	19,487	16,311	3,176
Others	107,134	129,684	(22,550)	901,795	958,358	(56,563)
Distilled spirit	89,255	76,780	12,475	715,441	656,747	58,694
Vinous beverages	30,723	23,836	6,887	310,239	279,811	30,428
Malted fermented beverages	207,448	188,145	19,303	1,667,662	1,566,633	101,029
Interest and penalties on alcohol	0	0	0	0	0	0
GRT credit & adj taken healthy futures funds	0	0	0	2,863	1	2,862
Use of money and property	642	80	562	2,863	1	2,862
TOTAL	\$ 2,768,522	\$ 2,339,373	\$ 429,149	\$ 22,059,356	\$ 18,262,741	\$ 3,796,615
Indirect Cost Fund						
Office of the Governor	0	0	0	0	0	0
Department of Revenue & Taxation	0	0	0	0	0	0
Bureau Statistics and Plans	0	5,259	(5,259)	0	5,259	(5,259)
Department of Law	0	0	0	0	0	0
Guam police-Indirect Cost	0	0	0	0	0	0
Agency of Human Resources Development	0	0	0	0	0	0
Department of Agriculture	0	0	0	0	2,015	(2,015)
Dept of Public Health & Social Service	30,547	458,298	(427,751)	433,306	949,179	(515,872)
Library - Indirect Cost	0	0	0	0	0	0
Department of Youth Affairs	0	0	0	0	9	(9)
Dept of Mental Health & Substance Abuse	0	27,989	(27,989)	0	54,680	(54,680)
Department of Labor	0	1,600	(1,600)	0	1,763	(1,763)
Department of Parks & Recreation	0	0	0	0	0	0
Department of Vocational Rehabilitation	0	0	0	94,238	(21,574)	115,812
Civil Defense	0	0	0	0	4,305	(4,305)
Guam Energy Office	0	0	0	0	0	0
Guam Public Library System	0	4,805	(4,805)	4,947	11,079	(6,132)
Council of Arts & Humanities	0	0	0	0	0	0
Use of money and property	0	0	0	0	0	0
TOTAL	\$ 30,547	\$ 497,951	\$ (467,404)	\$ 532,491	\$ 1,006,715	\$ (474,224)
Land Survey Revolving Fund						
Document tax - land survey fee	272,394	460,324	(187,930)	2,133,573	2,034,318	99,255
Rental of government land	3,044	3,034	10	26,393	22,502	3,891
Recording fee	35,418	35,590	(172)	275,682	273,304	2,378
Application fees	0	0	0	0	0	0
Certificates of document fees	15,818	18,602	(2,784)	105,233	82,927	22,306
Subpoena fees	35	0	35	35	35	0
Use of money and property	0	0	0	0	0	0
TOTAL	\$ 326,708	\$ 517,549	\$ (190,841)	\$ 2,540,916	\$ 2,413,086	\$ 127,830
Limited Gaming Fund						
Bingo / Lottery	0	0	0	0	0	0
Cockfighting	0	0	0	0	0	0
Carnival / Liberation Day	0	0	0	0	0	0
Electronic gaming devices	0	0	0	0	0	0
Other gaming activities	0	0	0	0	0	0
License fees - limited gaming	0	0	0	0	0	0
Penalties - failure to file	1,710	131	1,579	4,200	1,193	3,016
Penalties - late tax payment	1	0	1	1	0	1
Dept of Revenue & Taxation - admin - 5%	28	0	28	3,250	0	3,250
Mayors' Council - repair of facilities 1/3	52,426	49,724	2,702	401,146	470,138	(68,992)
Dept of Parks & Rec - repair of facilities 1/3	54,112	49,724	4,388	413,422	470,138	(56,716)
GOOE - repair of facilities 1/3	54,112	49,724	4,388	413,422	470,138	(56,716)
Interest - Limited Gaming Fund	72	207	(135)	1,287	5,755	(4,468)
Consolidated fund - 95%	0	0	0	0	0	0
Dept of Admin - admin - 5%	8,427	7,851	576	61,384	74,231	(12,847)
Fair recan	0	0	0	0	0	0
Cred/Adj taken limited gaming	0	0	0	0	0	0
Use of money and property	0	0	0	0	0	0
TOTAL	\$ 179,889	\$ 157,383	\$ 22,506	\$ 1,298,121	\$ 1,491,540	\$ (193,419)
Manpower Development Fund						
Registration fees - non immigrant	0	0	0	0	0	0
Registration fees - GC - share	53,200	2,800	50,400	53,200	129,600	(76,400)
Registration fees - Labor share	22,800	1,200	21,600	22,800	55,971	(32,171)
Citation fee - non immigration temp worker	3,000	4,000	(1,000)	9,000	14,100	(5,100)
Use of money and property	3	11	(8)	8	121	(113)
TOTAL	\$ 78,003	\$ 6,811	\$ 71,192	\$ 85,008	\$ 200,296	\$ (115,288)
Office of Vital Statistics Revolving Fund						
Marriage waiver	2,200	2,590	(390)	21,950	22,750	(800)
Marriage application	3,030	4,265	(1,235)	30,250	31,323	(1,073)
Firearms permits	0	0	0	0	3	(3)
Birth certificate	7,851	9,027	(1,176)	67,025	69,903	(2,878)
Death certificate	2,782	2,470	312	25,070	22,871	2,199
Marriage certificate	3,376	3,435	(59)	31,300	31,276	24
B. na permit	445	305	140	3,560	2,930	630
Arrest of paternity	1,184	1,284	(100)	11,486	11,260	226
Arrest of public acknowledgment	10	36	(26)	235	292	(57)
Court order change of name	10	0	10	100	260	(160)
Declaratory judgement	20	100	(80)	303	590	(287)
Adoptions	30	160	(130)	70	1,005	(935)
Research fee	22	44	(22)	783	577	206
Use of money and property	0	0	0	0	0	0
TOTAL	\$ 30,968	\$ 23,876	\$ 7,092	\$ 192,782	\$ 185,037	\$ 7,745

Government Of Guam
 Combined Comparative Statement Of Revenues
 Social Revenue Funds
 June 30, 2018 & 2017



	ACTUAL Collection for the month			ACTUAL Collection for the Year-To-Date		
	June, 2018	June, 2017	Increase (Decrease)	Fiscal Year 2018	Fiscal Year 2017	Increase (Decrease)
Pesticide Management Fund						
Pesticide management fund fees	3,824	18,178	(14,354)	101,178	102,019	(841)
Use of money and property	0	0	0	0	0	0
TOTAL	\$ 3,824	\$ 18,178	\$ (14,354)	\$ 101,178	\$ 102,019	\$ (841)
Police Patrol Vehicle & Equipment Revolving Fund						
Ovis fees / reinspection fees	24,519	42,181	(17,662)	242,885	220,675	22,211
Damaged GPD vehicle	0	0	0	0	0	0
Use of money and property	0	0	0	0	0	0
TOTAL	\$ 24,519	\$ 42,181	\$ (17,662)	\$ 242,885	\$ 220,675	\$ 22,211
Police Services Fund						
Accessible parking fees 50%	0	0	0	1,921	2,170	(1,50)
Annual gun business registration / \$600	9,000	8,400	600	9,000	9,000	0
Government of Guam ID / \$10	0	0	0	0	0	0
Traffic report copy fee / \$10	13,338	15,667	(2,329)	132,157	142,183	(10,026)
Police blotter report \$1 /st page / \$ 10 each	0	0	0	0	0	(0)
Police clearance \$7 / \$1 per copy	25,200	51,762	(26,562)	271,571	331,812	(60,241)
Filing record - security officer / \$75	0	0	0	0	30	(30)
Firearm trainers / \$500	0	0	0	0	0	0
Highway special use permit / \$50	0	0	0	0	0	0
Firearm registration / \$40	12,960	12,000	960	105,000	1,6,566	(15,566)
Non-concealed firearm ID / \$25	7,955	8,729	(774)	84,306	70,428	13,878
Concealed firearm ID / \$60	5,476	4,341	1,135	63,005	32,503	30,502
Fingerprinting fee / \$20	2,550	2,632	(102)	34,544	32,120	2,424
Subpoena fee	0	0	0	245	35	210
Abstract criminal records / \$15	1,260	1,365	(105)	11,353	10,725	628
Police clearance additional copies	319	618	(299)	2,812	3,878	(1,066)
Fine - unauthorized use uniform / \$500m	0	0	0	0	0	0
Firearm ID late renewal fee / \$5	531	423	108	5,184	3,078	2,106
Certified copy of records / \$10	360	19	341	520	167	353
Firearm inspection fee / \$5	2,862	2,646	216	22,806	23,085	(279)
Witness fees / \$35	9	0	9	9	105	(96)
Special event fee / \$100	2,494	172	2,322	12,642	11,438	1,204
Restitutions - GPD	0	0	0	0	0	0
Other revenues - GPD	0	0	0	10,425	11,658	(1,233)
Use of money and property	0	0	0	0	0	0
TOTAL	\$ 84,314	\$ 108,794	\$ (24,480)	\$ 767,502	\$ 796,981	\$ (29,479)
Prof Eng, Architects & Land Surveyors Board Fund						
P.E.A.L.S. examination / license fees	6,685	9,335	(2,650)	263,750	253,715	10,035
Use of money and property	0	0	0	0	0	0
TOTAL	\$ 6,685	\$ 9,335	\$ (2,650)	\$ 263,750	\$ 253,715	\$ 10,035
Public Recreation Services Fund						
Park fees / park use permits	4,020	4,670	(650)	34,300	33,737	563
Park vendor permits	15,760	1,345	14,415	22,955	20,298	2,658
Community programs fees	0	0	0	0	0	0
Paseo Stadium fees	0	0	0	0	0	0
Pool and beach fees	918	7,155	(6,237)	4,393	16,227	(11,834)
Recreational admin fees	9,185	7,600	1,585	10,700	7,600	3,100
Youth Center fees	0	0	0	0	0	0
Guam Sports Complex	150	0	150	6,891	5,874	1,017
Paseo Recreational Center	0	0	0	0	0	0
Hagana / Tiyen Tennis Center	0	0	0	2,705	1,230	1,475
Guerrero Stadium / Tiyen Fields	0	0	0	3,450	260	3,190
Tiyen Football / Soccer Field	0	0	0	0	0	0
Baseball Mats Ypaopao	0	0	0	0	0	0
Recreational water use plan	0	0	0	0	0	0
Use of money and property	2	11	(9)	26	65	(39)
TOTAL	\$ 30,035	\$ 30,781	\$ (746)	\$ 85,426	\$ 85,311	\$ 115
Public School Library Resources Fund						
School library resources fund	83,294	88,687	(5,393)	748,274	761,881	(13,607)
Use of money and property	0	25	(25)	0	247	(247)
TOTAL	\$ 83,294	\$ 88,687	\$ (5,393)	\$ 748,274	\$ 761,881	\$ (13,607)
Rabies Prevention Fund						
Pet license	340	445	(105)	2,940	3,656	(716)
Impoundment fee	0	0	0	0	0	0
Sterilization deposit	0	0	0	0	0	0
Entry permit	3,864	4,120	(256)	29,170	35,655	(6,485)
Use of money and property	0	0	0	0	0	0
TOTAL	\$ 3,604	\$ 4,565	\$ (961)	\$ 32,110	\$ 39,311	\$ (7,201)
Recycling Revolving Fund						
Recycling Fees	231,432	231,133	299	2,136,524	2,145,062	(8,538)
Use of money and property	101	0	101	255	51	204
TOTAL	\$ 231,533	\$ 231,133	\$ 400	\$ 2,136,779	\$ 2,145,072	\$ (8,293)
Safe Streets Fund						
CCC - safe streets fund	0	0	0	24,000	96,670	(72,670)
Use of money and property	3	10	(7)	34	47	(13)
TOTAL	\$ 3	\$ 10	\$ (7)	\$ 24,034	\$ 96,717	\$ (72,683)



**Government Of Guam
Combined Comparative Statement Of Revenues
Special Revenue Funds
June 30, 2018 & 2017**

	ACTUAL Collection for the month			ACTUAL Collection for the Year-To-Date		
	June, 2018	June, 2017	Increase (Decrease)	Fiscal Year 2018	Fiscal Year 2017	Increase (Decrease)
Solid Waste Operations Fund						
Tipping fee settlement Lago	0	0	0	0	0	0
Solid waste bid package fee	0	0	0	0	0	0
Fee - household collection	596,970	573,694	23,276	5,352,583	5,097,592	254,992
Fee - compact Ordof tipping fee \$4 cu yd	819,220	816,715	2,505	7,376,720	7,695,185	(318,465)
Fee - uncompact Ordof tipping fee \$4 cu yd	143,202	137,939	5,262	1,253,344	1,328,246	(74,902)
Fee - uncompact Agat transfer station	31,317	4,478	26,840	227,337	41,677	185,661
Fee - uncompact Dedeco transfer station	0	17,766	(17,766)	0	17,766	(17,766)
Fee - uncompact Mampaya transfer station	0	5,385	(5,385)	3,098	42,105	(39,008)
Miscellaneous	0	0	0	0	145,160	(145,160)
Restoration charge	6,700	0	6,700	45,050	27,500	17,550
Transfer charge	0	0	0	0	0	0
Reactivation charge	250	0	250	1,960	1,500	460
Trash tags	428	0	428	3,960	6,276	(2,316)
Fee - uncompact Harmir transfer	0	0	0	18,425	129,692	(111,268)
Interest from settlement Lago	0	0	0	0	0	0
Use of money and property	1,395	2,528	(1,133)	16,864	27,467	(10,603)
TOTAL	\$ 1,599,582	\$ 1,558,508	\$ 41,074	\$ 14,299,280	\$ 14,552,164	\$ (252,884)
Street Light Fund						
Abandoned vehicle fee - vehicle registration	0	348,857	(348,857)	3,214,039	3,224,440	(10,401)
Use of money and property	0	0	0	0	0	0
TOTAL	\$ 0	\$ 348,857	\$ (348,857)	\$ 3,214,039	\$ 3,224,440	\$ (10,401)
Tax Collection Enhancement Fund						
Passport fees	72,888	74,058	(1,170)	660,686	660,556	130
Passport expedite fees	0	12,615	(12,615)	87,530	101,058	(13,528)
Passport expedite mail fees	0	0	0	60	60	0
Use of money and property	0	0	0	0	0	0
TOTAL	\$ 72,888	\$ 86,673	\$ (13,785)	\$ 748,276	\$ 781,673	\$ (33,397)
Territorial Education Facilities Fund						
DRT property taxes	1,056,136	520,249	535,888	27,572,941	25,831,930	1,741,011
Penalties and interest	67,019	88,242	(21,223)	671,294	612,151	59,143
Real property tax bank fees	0	0	0	3,205	444	2,761
Bank deposit shortage coverage	0	0	0	0	0	0
Use of money and property	48	20	28	566	434	132
TOTAL	\$ 1,123,203	\$ 608,511	\$ 514,692	\$ 28,248,675	\$ 26,444,958	\$ 1,803,717
Tourist Attraction Fund						
Occupancy taxes hotels/motel	3,067,020	3,316,845	(249,825)	31,281,851	33,423,222	(2,141,371)
Other occupancy taxes	0	0	0	0	942	(942)
Occupancy taxes, interest & penalties	0	0	0	0	0	0
Use of money and property	2,051	785	1,266	15,266	2,707	12,559
Gain (Loss) on investment	0	0	0	0	424	(424)
TOTAL	\$ 3,069,071	\$ 3,317,630	\$ (248,559)	\$ 31,297,117	\$ 33,427,298	\$ (2,130,181)
Water Protection Fund						
Grading plan review fees	122	1,835	(1,713)	2,878	3,170	(292)
Clearing and grubbing permits	253	247	6	79,993	10,400	69,593
Stocking permits	50	59	(9)	877	722	155
Field citation violations	0	2,130	(2,130)	0	2,130	(2,130)
Use of money and property	0	0	0	0	0	0
TOTAL	\$ 425	\$ 4,271	\$ (3,846)	\$ 83,748	\$ 16,422	\$ 67,326
Water Research and Development Fund						
Well drilling permits	650	750	(100)	22,950	73,236	(50,286)
Use of money and property	0	0	0	0	0	0
TOTAL	\$ 650	\$ 750	\$ (100)	\$ 22,950	\$ 73,236	\$ (50,286)

Notes:
 1. Revenues are based on the modified actual basis and reflect financial resources measurement items. During the year, revenues are recognized when collected or become receivable to account for in accordance with GASB 31. Accounting and Financial Reporting for Non-exchange Transactions. If year-end an amount is made for actual collections relating to prior years' items collected 90 days after the 2018 closing. If revenues are reported for the Previous for Revenues Section 30 revenues are reported over 12 months using straight-line.

Government Of Guam
Actual Revenues Compared to Proposed Adopted Revenues
Special Revenue Funds
Nine Months Ended June 30, 2018



	For the Months			Year-To-Date		
	Adopted Revenues	Actual Collections	Favorable (Unfavorable)	Adopted Revenues	Actual Collections	Favorable (Unfavorable)
Air Pollution Control Special Fund						
Emission fee / \$8 per ton per year	0	0	0	0	0	0
Penalty - exceed emission / \$1,000	18,874	1,888	(16,986)	205,873	85,069	(120,804)
Permit Renewal / \$1000	0	0	0	0	100	100
Admin permit amend nonmajor / \$100	0	0	0	0	0	0
Permit Renew Nonmajor / \$200	0	0	0	0	34	34
Use of money and property	0	0	0	0	0	0
TOTAL	\$ 18,874	\$ 1,888	\$ (16,986)	\$ 205,873	\$ 85,203	\$ (120,670)
Banking & Insurance Enforcement Fund						
Exam fees	0	0	0	0	0	0
ATM fees	0	0	0	0	0	0
Banking & Insurance enforcement	90,416	158,095	67,679	358,411	411,348	52,937
Use of money and property	0	47	47	0	277	277
TOTAL	\$ 90,416	\$ 158,142	\$ 67,726	\$ 358,411	\$ 411,625	\$ 53,214
Better Public Service Fund						
Transfers in/from General Fund	48,718	0	(48,718)	420,482	50,334	(370,148)
Transfers in/from Highway Fund	97,504	0	(97,504)	877,536	224,036	(653,500)
Transfers in/from Guam Environ Fund	3,178	0	(3,178)	28,584	848	(27,736)
Transfers in/from Health - Non Sv Fund	0	0	0	0	0	0
Transfers in/from Youth Ed/Piev Fund	0	0	0	0	0	0
Fees and fines	2,480	25	(2,455)	8,399	12,020	3,621
Service contract provide application fee-250	0	0	0	50	0	(50)
Service contract provide filing fee-25	0	0	0	0	25	25
Use of money and property	0	0	0	0	0	0
TOTAL	\$ 149,878	\$ 25	\$ (149,853)	\$ 1,326,931	\$ 287,282	\$ (1,039,649)
Chamorro Land Trust Operations Fund						
Land trust application fees	1,409	350	(1,059)	11,410	3,100	(8,310)
Commercial leases / license	43,887	24,789	(19,098)	854,660	890,508	35,848
Agriculture - residential land trust lease	0	0	0	2,678	89	(2,589)
Payment in lieu of real property tax	0	0	0	0	0	0
Sale of government land (PLR31-53)	0	0	0	0	17,209	17,209
Use of money and property	0	247	247	0	2,220	2,220
TOTAL	\$ 45,296	\$ 25,386	\$ (19,910)	\$ 868,748	\$ 913,136	\$ 44,388
Dept of Corrections Inmate Revolving Fund						
DOC revolving fund	148,544	254,624	106,080	1,860,076	948,014	(912,062)
Use of money and property	0	0	0	0	0	0
TOTAL	\$ 148,544	\$ 254,624	\$ 106,080	\$ 1,860,076	\$ 948,014	\$ (912,062)
Custom, Agric and Quarantine Inspection Fund						
Customs overtime service	0	0	0	97	50	(47)
Passenger inspection fee - All	101	48	(53)	1,107	225	(882)
Passenger inspection fee - Port Authority	0	0	0	0	0	0
Passenger inspection fee - Airport Authority	1,174,574	900,000	(274,574)	10,894,600	8,123,822	(2,770,778)
Cargo inspection fee - All	21,049	22,762	1,713	211,103	283,322	72,219
Port inspection fee - single <4000#	0	0	0	0	0	0
Port inspection fee - single >4000#	0	0	0	0	0	0
Port inspection fee - multi <4000#	0	0	0	0	0	0
Port inspection fee - multi >4000#	0	0	0	0	0	0
Air inspection fee - single <100#	0	0	0	0	0	0
Air inspection fee - single >100#	0	0	0	0	0	0
Revenue - other payments	4,541	6,736	2,195	19,221	30,812	11,591
Use of money and property	0	49	49	0	381	381
TOTAL	\$ 1,199,974	\$ 924,596	\$ (275,378)	\$ 11,126,888	\$ 9,312,272	\$ (1,814,616)
DPHSS Sanitary Inspection Revolving Fund						
Sanitary inspection-register fee	9,728	6,919	(2,809)	112,481	6,915	(105,566)
Use of money and property	0	0	0	0	0	0
TOTAL	\$ 9,728	\$ 6,919	\$ (2,809)	\$ 112,481	\$ 6,915	\$ (105,566)
DPW Building and Design Fund						
Building inspection fee	72,488	27,825	(44,663)	281,859	298,212	16,353
Building permit fees 25%	0	25,591	25,591	0	215,441	215,441
TOTAL	\$ 72,488	\$ 53,416	\$ (19,072)	\$ 281,859	\$ 413,653	\$ 231,790
Enhanced 911 Emergency Reporting System Fund						
911 surcharge \$1	179,231	183,152	3,921	1,557,422	1,642,393	84,971
Use of money and property	0	64	64	0	64	64
TOTAL	\$ 179,231	\$ 183,216	\$ 3,985	\$ 1,557,422	\$ 1,642,457	\$ 85,035
Environmental Health Fund						
Health permits - business	508,061	567,273	59,212	607,445	61	(607,384)
PH registration and penalty	88	200	112	2,784	1	(2,783)
De-rating inspector and certificates	0	0	0	0	0	0
Health certificates	35,943	53,817	17,874	280,485	3	(280,482)
Administrative penalties	230	200	(30)	2,230	0	(2,230)
Use of money and property	0	0	0	0	0	0
TOTAL	\$ 544,222	\$ 621,290	\$ 77,068	\$ 892,944	\$ 1,062,299	\$ 169,355

Government Of Guam
Actual Revenues Compared to Proposed Adopted Revenues
Social Revenue Funds
Nine Months Ended June 30, 2018

DRAFT

	For the Months			Year-To-Date		
	Adopted Revenues	Actual Collections	Favorable (Unfavorable)	Adopted Revenues	Actual Collections	Favorable (Unfavorable)
Fire, Life & Medical Emergency Fund						
Transport / standby fees	911	210	(701)	13,319	1,935	(9,384)
Fire prevention fees	18,238	11,412	(6,756)	144,999	21,434	(83,595)
Other fees	556	21	(535)	9,482	4,193	(5,289)
Ambulance service	126,813	42,741	(83,972)	1,091,114	411,322	(650,832)
Fire citations	0	0	0	0	0	0
Use of money and property	0	0	0	0	0	0
TOTAL	\$ 146,518	\$ 54,484	\$ (91,944)	\$ 1,258,914	\$ 529,814	\$ (729,100)
GVHA Pharmaceuticals Fund						
Transfers in/from General Fund	0	0	0	0	0	0
Transfers in/from GSBA Medicaid	0	0	0	0	0	0
Use of money and property	0	0	0	0	0	0
TOTAL	\$ 0	\$ 0	\$ 0	\$ 0	\$ 0	\$ 0
Guam Contractors License Board Fund						
Contractors fees	4,774	363,777	60,972	674,711	580,184	(94,527)
Use of money and property	0	0	0	0	328	328
TOTAL	\$ 4,774	\$ 363,777	\$ 60,972	\$ 674,711	\$ 580,512	\$ (94,200)
Guam Environmental Trust Fund						
Water assessment fee	0	68,284	68,284	370,396	442,981	72,585
Use of money and property	0	0	0	0	721	721
TOTAL	\$ 0	\$ 68,284	\$ 68,284	\$ 370,396	\$ 443,702	\$ 73,306
Guam Healthcare Trust and Development Fund						
Liberty symbols match play	0	0	0	0	0	0
License fees - healthcare trust	0	0	0	0	0	0
Business privilege fee - healthcare	0	0	0	0	0	0
Income tax - healthcare trust	0	0	0	0	0	0
Urgent healthcare center - 50%	0	134,001	134,001	0	1,068,823	1,068,823
Healthcare legislators appropriation - 40%	0	89,334	89,334	0	712,550	712,550
Use of money and property	0	0	0	0	0	0
TOTAL	\$ 0	\$ 223,335	\$ 223,335	\$ 0	\$ 1,781,373	\$ 1,781,373
Guam (Territorial) Highway Fund						
Liquid fuel taxes						
Aviation fuel tax	171,367	459,525	288,162	1,593,001	2,508,308	915,307
Devel fuel tax	74,085	82,923	8,858	893,086	712,828	(180,258)
Other fuel tax	30,777	23,174	(7,603)	292,006	231,447	(60,559)
Drawbacks	0	0	0	0	0	0
Mass transit surcharge on diesel fuel	486,103	585,883	109,690	4,201,656	4,656,974	455,318
Auto surcharge on other fuels	184,521	158,900	(25,621)	1,597,443	1,419,315	(178,128)
Condition for deposit fee penalty	0	0	0	0	0	0
GRT credits and adjust taken on GHF	0	0	0	0	0	0
Interest and penalties on taxes	0	0	0	0	0	0
Liquid fuel taxes	946,919	1,326,466	373,487	8,377,192	9,328,872	1,151,680
License and registrations	854,552	810,088	(44,464)	7,810,478	7,421,111	(389,367)
Use of money and property	0	194	194	0	547	547
TOTAL	\$ 1,801,671	\$ 2,136,648	\$ 328,017	\$ 16,957,670	\$ 16,958,530	\$ 892,860
Guam Invasive Species Inspection Fee Fund						
Invasive species inspection fees	41,975	29,713	(12,262)	481,947	419,822	(62,125)
Use of money and property	0	0	0	0	0	0
TOTAL	\$ 41,975	\$ 29,713	\$ (12,262)	\$ 481,947	\$ 419,822	\$ (62,125)
Guam Museum Fund						
Transfer in/from TAF	0	0	0	725,640	0	(725,640)
Guam museum fees	0	0	0	0	0	0
Building permit fees - 25%	19,261	25,591	6,330	241,940	239,900	(2,040)
Rental - building	0	0	0	970	0	(970)
Donations and contributions	0	0	0	0	0	0
TOTAL	\$ 19,261	\$ 25,591	\$ 6,330	\$ 968,550	\$ 239,900	\$ (728,650)
Guam Plant Inspection and Permit Fund						
Plant inspection and permit	8,547	8,141	(406)	74,997	74,306	(691)
Use of money and property	0	0	0	0	0	0
TOTAL	\$ 8,547	\$ 8,141	\$ (406)	\$ 74,997	\$ 74,306	\$ (691)
Health Professional Licensing Office Revolving Fund						
Healing Arts	0	0	0	0	0	0
Alcohol Health License	1,810	825	(1,185)	26,745	11,890	(14,855)
Dental Board License	413	2,550	2,135	2,810	17,070	15,160
Medical Board License	5,525	2,900	(2,625)	24,450	106,839	82,489
Nursing Board License	4,208	9,500	5,292	28,570	47,422	18,852
Optometry Board License	250	0	(250)	1,085	285	(800)
Pharmacy Board License	810	900	90	1,885	7,490	5,335
Cosmetology Board License	289	1,378	1,089	3,018	5,717	2,699
Use of money and property	0	0	0	0	0	0
TOTAL	\$ 13,299	\$ 17,153	\$ 4,254	\$ 81,331	\$ 197,193	\$ 115,862

Government Of Guam
 Actual Revenues Compared to Prior Adopted Revenues
 Special Revenue Funds
 Nine Months Ended June 30, 2018

DRAFT

	For the Months			Year-To-Date		
	Adopted Revenues	Actual Collections	Favorable (Unfavorable)	Adopted Revenues	Actual Collections	Favorable (Unfavorable)
Healthy Futures Funds						
Cigarettes	1 922 243	2 522 850	600 607	15 614 532	18 442 497	2 827 965
Cigars	2 045	2 489	424	17 327	18 487	2 160
Others	178 685	107 134	(71 551)	1 408 385	901 795	(506 591)
Distilled spirit	126 680	89 255	(37 425)	1 126 781	715 441	(411 340)
Vinous beverages	49 689	30 723	(18 966)	512 598	310 239	(202 359)
Malted fermented beverages	218 148	207 448	(10 700)	1 838 723	1 867 862	(169 061)
Interest and penalties on alcohol	0	0	0	0	0	0
GRT credit & adj taken healthy futures funds	0	0	0	0	413	(413)
Use of money and property	0	642	642	0	2 865	2 865
TOTAL	\$ 2,492,490	\$ 2,960,522	\$ 468,032	\$ 20,516,348	\$ 22,039,556	\$ 1,523,208
Indirect Cost Fund						
Office of the Governor	0	0	0	0	0	0
Department of Revenue & Taxation	0	0	0	0	0	0
Bureau Statistics and Plans	5 250	0	(5 250)	11 050	0	(11 050)
Department of Law	0	0	0	0	0	0
Guam police-Indirect Cost	0	0	0	0	0	0
Agency of Human Resources Development	0	0	0	0	0	0
Department of Agriculture	0	0	0	2 115	0	(2 115)
Dept of Public Health & Social Service	475 815	39 547	(436 268)	1 133 733	433 306	(700 427)
Library - Indirect Cost	0	0	0	0	0	0
Department of Youth Affairs	0	0	0	0	0	0
Dept of Mental Health & Substance Abuse	7 903	0	(7 903)	135 420	0	(135 420)
Department of Labor	1 000	0	(1 000)	3 285	0	(3 285)
Department of Parks & Recreation	0	0	0	0	0	0
Department of Vocational Rehabilitation	0	0	0	0	94 238	94 238
Civil Defense	0	0	0	4 340	0	(4 340)
Guam Energy Office	0	0	0	0	0	0
Guam Public Library System	4 805	0	(4 805)	18 179	4 947	(13 232)
Council of Arts & Humanities	0	0	0	0	0	0
Use of money and property	0	0	0	0	0	0
TOTAL	\$ 515,532	\$ 39,547	\$ (475,985)	\$ 1,308,131	\$ 532,481	\$ (775,650)
Land Survey Revolving Fund						
Document tax - land survey fees	483 324	272 314	(211 010)	2 079 322	2 133 573	54 251
Rental of government land	3 580	3 044	(536)	27 420	26 393	(1 027)
Recording fee	38 590	38,418	(172)	300 306	275 682	(24 624)
Application fees	0	0	0	0	0	0
Certificates of document fees	20 602	15 818	(4 784)	100 829	105 233	4 404
Subpoena fees	0	35	35	35	35	0
Use of money and property	0	0	0	0	0	0
TOTAL	\$ 576,096	\$ 339,619	\$ (236,477)	\$ 2,508,012	\$ 2,540,916	\$ 32,904
Limited Gaming Fund						
Bingo / Lottery	0	0	0	0	0	0
Cockfighting	0	0	0	0	0	0
Carriquel / Liberation Day	0	0	0	0	0	0
Electronic gaming devices	0	0	0	0	0	0
Other gaming activities	0	0	0	0	0	0
Licenses - fee limited gaming	0	0	0	0	0	0
Penalties - failure to file	131	1 710	1 579	1 193	4 209	3 016
Penalties - late tax payment	0	1	1	0	1	1
Dept of Revenue & Taxation - admin - 5%	0	28	28	0	3 258	3 258
Mayor's Council - repair of facilities 1/3	50 725	52 428	1 703	478 142	401 148	(77 994)
Dept of Parks & Rec - repair of facilities 1/3	50 725	54 112	3 387	478 142	413 422	(65 720)
ODOE - repair of facilities 1/3	50 725	54 112	3 387	478 142	413 422	(65 720)
Interest - Limited Gaming Fund	210	72	(138)	5 987	1 287	(4 700)
Consolidated fund - 95%	0	0	0	0	0	0
Dept of Admin - admin - 5%	8 390	8 427	37	78 016	81,384	(17 632)
For recon	0	0	0	0	0	0
Cred/Adj taken limited gaming	0	0	0	0	0	0
Use of money and property	0	0	0	0	0	0
TOTAL	\$ 168,906	\$ 178,889	\$ 9 983	\$ 1,523,532	\$ 1,294,121	\$ (229,411)
Manpower Development Fund						
Registration fees - non immigrant	0	0	0	0	0	0
Registration fees - G-C share	21 800	53 200	30 400	277 165	53 200	(223 965)
Registration fees - Labor share	10 280	22 800	12 520	121 568	22 800	(98 768)
Citizen fee - non immigration temp worker	672	3 000	2 328	31 688	8 000	(23 688)
Use of money and property	0	0	0	0	0	0
TOTAL	\$ 22 752	\$ 79,000	\$ 56 248	\$ 430,421	\$ 84,000	\$ (346,421)
Office of Vital Statistics Revolving Fund						
Marriage waiver	2 450	2 200	(250)	21 850	21 950	100
Marriage application	4 185	3 030	(1 155)	30 423	30 250	(173)
Firearms permits	0	0	0	0	0	0
Birth certificate	8 783	7 851	(932)	87 707	87 025	(682)
Death certificate	2 370	2 782	412	21 971	25 070	3 099
Marriage certificate	3 335	3 378	43	30,376	31,300	924
Burial permit	305	445	140	14	3 580	3 566
Affidavit of paternity	1 184	1,184	0	10 480	11 488	1 028
Affidavit of public acknowledgment	38	10	(28)	292	233	(59)
Court order change of name	0	10	10	109	100	(9)
Declaratory judgement	100	20	(80)	590	303	(287)
Adoptions	160	30	(130)	1,005	720	(285)
Research fee	41	22	(19)	577	783	206
Use of money and property	0	0	0	0	0	0
TOTAL	\$ 22,933	\$ 28,368	\$ 5,435	\$ 188,441	\$ 182,782	\$ (5,659)

Government Of Guam
Actual Revenues Compared to Prior Adopted Revenues
Special Revenue Funds
Nine Months Ended June 30, 2018

DRAFT

	For the Months			Year-To-Date		
	Adopted Revenue	Actual Collections	Favorable (Unfavorable)	Adopted Revenue	Actual Collections	Favorable (Unfavorable)
Pesticide Management Fund						
Pesticide management fund fees	21,498	3,824	(17,674)	131,899	101,178	(30,721)
Use of money and property	0	0	0	0	0	0
TOTAL	\$ 21,498	\$ 3,824	\$ (17,674)	\$ 131,899	\$ 101,178	\$ (30,721)
Police Patrol Vehicle & Equipment Revolving Fund						
Overs fees / inspection fees	40,822	24,519	(16,303)	298,444	242,866	(55,578)
Damaged GPD vehicle	0	0	0	0	0	0
Use of money and property	0	0	0	0	0	0
TOTAL	\$ 40,822	\$ 24,519	\$ (16,303)	\$ 298,444	\$ 242,866	\$ (55,578)
Police Services Fund						
Accessible parking fees 50%	0	0	0	2,170	1,521	(649)
Annual gun business registration / \$500	9,100	9,000	600	9,000	9,000	0
Government of Guam ID / \$10	0	0	0	0	0	0
Traffic report copy fee / \$10	23,887	13,338	(10,549)	187,183	132,157	(55,026)
Police blotter report \$1 1st page / \$ 10 each	0	0	0	0	0	0
Police clearance \$7 / \$1 per copy	62,782	25,200	(37,582)	430,812	271,511	(159,301)
Filing record - security officer / \$75	0	0	0	223	0	(223)
Firearm trainers / \$500	0	0	0	0	0	0
Highway special use permit / \$50	0	0	0	0	0	0
Firearm registration / \$40	14,000	12,960	(1,040)	124,566	115,000	(9,566)
Non-concealed firearm ID / \$25	1,728	7,835	(2,717)	88,428	84,300	(4,128)
Concealed firearm ID / \$60	5,341	5,476	135	41,503	63,005	21,502
Fingerprinting fee / \$20	3,852	2,550	(1,302)	41,120	34,544	(6,576)
Subjects fee	0	0	0	35	245	210
Abstract criminal records / \$15	1,865	1,280	(605)	15,25	11,355	(3,870)
Police clearance additional copies	818	319	(499)	3,8	2,812	(1,066)
Fine - unauthorized use uniform / \$100	0	0	0	0	0	0
Firearm ID late renewal fee / \$3	726	\$31	(695)	5,5	0	(5,5)
Certified copy of records / \$10	20	380	(195)	5,5	9,184	(6,211)
Firearm inspection fee / \$3	4,548	2,862	(1,686)	410,5	22,808	(387,7)
Witness fees / \$35	0	9	9	0	9	(9)
Special event fee / \$100	1,172	2,484	1,322	0,4	12,642	(11,470)
Restitution GPD	0	0	0	0	0	0
Other revenues - GPD	0	0	0	1,8	10,425	(10,425)
Use of money and property	0	0	0	0	0	0
TOTAL	\$ 134,594	\$ 84,314	\$ (50,280)	\$ 1,023,46	\$ 787,582	\$ (235,878)
Prof Eng. Architects & Land Surveyors Board Fund						
P.E.A.L.S. examination / license fees	12,028	6,685	(5,343)	277,852	253,750	(24,102)
Use of money and property	0	0	0	0	0	0
TOTAL	\$ 12,028	\$ 6,685	\$ (5,343)	\$ 277,852	\$ 253,750	\$ (24,102)
Public Recreation Services Fund						
Park fees / park use permits	7,166	4,020	(3,146)	58,202	34,300	(23,902)
Park vendor permits	15,745	15,780	15	24,058	22,955	(1,103)
Community programs fees	0	0	0	0	0	0
Paseo Stadium fees	0	0	0	0	0	0
Pool and beach fees	3,155	918	(2,237)	17,227	4,393	(12,834)
Recreational admin fees	7,600	9,185	1,585	8,580	10,700	2,120
Youth Center fees	0	150	150	0	0	0
Guam Sports Complex	0	0	0	5,875	6,891	1,016
Paseo Recreational Center	0	0	0	0	0	0
Hagatña / Tiyán Tennis Center	137	0	137	3,163	2,705	(458)
Guerrero Stadium / Tiyán Fields	230	0	230	2,100	3,450	1,350
Tiyán Football / Soccer Field	0	0	0	0	0	0
Baseball fields / Yapaopao	0	0	0	0	0	0
Recreational water use plan	0	0	0	0	0	0
Use of money and property	0	2	2	0	26	26
TOTAL	\$ 34,833	\$ 30,835	\$ (3,998)	\$ 117,205	\$ 85,420	\$ (31,785)
Public School Library Resources Fund						
School library resources fund	88,358	81,294	(7,064)	778,784	748,274	(30,510)
Use of money and property	0	0	0	0	0	0
TOTAL	\$ 88,358	\$ 81,294	\$ (7,064)	\$ 778,784	\$ 748,274	\$ (30,510)
Rabies Prevention Fund						
Pet license	393	320	(73)	3,168	2,940	(228)
Impoundment fee	0	0	0	0	0	0
Sanitization deposit	0	0	0	0	0	0
Entry permit	4,420	3,330	(1,090)	33,855	29,170	(4,685)
Use of money and property	0	0	0	0	0	0
TOTAL	\$ 4,813	\$ 3,650	\$ (1,163)	\$ 37,023	\$ 32,110	\$ (4,913)
Recycling Revolving Fund						
Recycling Fees	2,705	231,932	229,227	2,188,747	2,136,574	(52,173)
Use of money and property	0	101	101	0	255	255
TOTAL	\$ 2,705	\$ 232,033	\$ 229,328	\$ 2,188,747	\$ 2,136,829	\$ (51,918)
Sale Streets Fund						
DOC - Sale streets fund	0	0	0	207,208	24,934	(182,274)
Use of money and property	0	3	3	0	34	34
TOTAL	\$ 0	\$ 3	\$ 3	\$ 207,208	\$ 24,968	\$ (182,240)

Government Of Guam
 Actual Revenue Compared to Proposed Adopted Revenue
 Social Revenue Funds
 Nine Months Ended June 30, 2018

DRAFT

	For the Months			Year-To-Date		
	Adopted Revenues	Actual Collections	Favorable (Unfavorable)	Adopted Revenues	Actual Collections	Favorable (Unfavorable)
Solid Waste Operations Fund						
Tipping fee settlement Legu	0	0	0	0	0	0
Solid waste bid package fee	0	0	0	0	0	0
Fee - household collection	568,894	598,970	28,278	5,032,591	5,332,583	299,992
Fee - compact Ordal tipping fee 34 cu yd	811,715	819,220	7,505	7,630,183	7,378,720	(251,463)
Fee - uncompact Ordal tipping fee 54 cu yd	139,939	143,202	3,263	1,310,245	1,253,344	(56,901)
Fee - uncompact Agat transfer station	4,478	31,317	26,839	151,459	227,337	75,878
Fee - uncompact Dededo transfer station	17,786	0	(17,786)	17,786	0	(17,786)
Fee - uncompact Malojof transfer station	5,015	0	(5,015)	42,105	3,098	(39,008)
Miscellaneous	0	0	0	145,180	0	(145,180)
Restoration charge	0	8,700	8,700	22,964	45,050	22,086
Transfer charge	0	0	0	0	0	0
Reactivation charge	0	250	250	1,500	1,900	400
Trash tags	0	428	428	8,276	3,960	(4,316)
Fee - uncompact Harmon transfer	0	0	0	128,397	18,425	(109,972)
Interest from settlement Legu	0	0	0	0	0	0
Use of money and property	0	1,495	1,495	0	16,884	16,884
TOTAL	\$ 1,543,977	\$ 1,999,582	\$ 455,605	\$ 14,528,646	\$ 14,299,239	\$ (229,407)
Street Light Fund						
Abandoned vehicle fee - vehicle registration	395,537	349,147	(46,390)	3,844,560	3,214,835	(629,725)
Use of money and property	0	0	0	0	0	0
TOTAL	\$ 395,537	\$ 349,147	\$ (46,390)	\$ 3,844,560	\$ 3,214,835	\$ (629,725)
Tax Collection Enhancement Fund						
Passport fees	75,258	72,583	(2,675)	671,358	660,886	(10,472)
Passport expedite fees	13,020	10,895	(2,125)	107,005	87,530	(19,475)
Passport expedite mail fees	0	0	0	60	60	0
Use of money and property	0	0	0	0	0	0
TOTAL	\$ 88,278	\$ 83,478	\$ (4,800)	\$ 778,423	\$ 748,275	\$ (30,148)
Territorial Education Facilities Fund						
DRT property taxes	640,253	1,058,136	417,883	26,911,948	27,572,841	660,893
Penalties and interest	89,368	87,019	(2,349)	712,278	671,284	(40,994)
Real property tax bank fees	0	0	0	449	3,205	2,756
Bank deposit shortage / overage	0	0	0	0	0	0
Use of money and property	0	48	48	0	566	566
TOTAL	\$ 729,619	\$ 1,122,263	\$ 392,594	\$ 27,624,675	\$ 28,241,035	\$ 616,360
Tourist Attraction Fund						
Occupancy taxes - hotel / motel	3,331,390	3,087,020	(244,370)	33,538,123	31,281,851	(2,256,272)
Other occupancy taxes	0	0	0	943	0	(943)
Occupancy taxes - interest & penalties	0	0	0	0	0	0
Use of money and property	0	2,051	2,051	0	15,266	15,266
Gain (Loss) on investment	0	0	0	0	0	0
TOTAL	\$ 3,331,390	\$ 3,089,071	\$ (242,319)	\$ 33,539,066	\$ 31,297,117	\$ (2,241,949)
Water Protection Fund						
Grading plan review fees	2,335	122	(2,213)	7,672	2,878	(4,794)
Cleaning and grubbing permits	4,250	253	(3,997)	48,406	79,993	31,587
Stock piling permits	120	50	(70)	1,588	677	(911)
Field citation violations	4,530	0	(4,530)	2,530	0	(2,530)
Use of money and property	0	0	0	0	0	0
TOTAL	\$ 11,235	\$ 425	\$ (10,810)	\$ 50,196	\$ 83,548	\$ 33,352
Water Research and Development Fund						
Well drilling permit	1,734	853	(881)	2,184	22,875	20,691
Use of money and property	0	0	0	0	0	0
TOTAL	\$ 1,734	\$ 853	\$ (881)	\$ 2,184	\$ 22,875	\$ 20,691