



BUREAU OF BUDGET & MANAGEMENT RESEARCH

OFFICE OF THE GOVERNOR
Post Office Box 2950, Hagåtña Guam 96932

EDDIE BAZA CALVO
GOVERNOR

JOHN A. RIOS
DIRECTOR

RAY TENORIO
LIEUTENANT GOVERNOR

STEPHEN J. GUERRERO
DEPUTY DIRECTOR

The Honorable Judith Won Pat
Speaker
I Mina'Trentai Unu Na Liheslaturan Guåhan
Thirty-First Guam Legislature
155 Hesler Place
Hagåtña, Guam 96910

December 20, 2012

Office of the Speaker
Judith T. Won Pat, Ed. D.
Date 12/20/12
Time 4:36 pm
Received by [Signature]

Dear Speaker Won Pat:




Enclosed is the Consolidated Revenue/Expenditure Report for the period ending November 30, 2012. There are several statutes requiring monthly reports of revenues in addition to a report requiring both revenue and expenditure comparisons. In an effort to mitigate misunderstanding of the different amounts being reported, it was necessary to submit a "consolidated" report which contains all the comparative information pursuant to each of the statutory reporting requirements. In this format, it is evident that there are varying numbers due to the different "basis of comparison". It should be noted that the amounts reflected in this report are subject to internal audit and analysis and therefore are subject to change, which is the nature of these interim reports. However, it is submitted to meet compliance with each reporting mandate. It is important to note that the Department of Administration, Department of Revenue and Taxation and the Bureau of Budget and Management Research are continuing their efforts to improve the format, content and usefulness of this report.

Should you have any questions, please do not hesitate to call me.

Sincerely,


JOHN A. RIOS

Enclosures

Certification of information contained in Enclosures subject to Note 1.
 John A. Rios, Director, Bureau of Budget and Management Research
 Benita A. Mangiona, Director, Department of Administration
 John P. Camacho, Director, Department of Revenue and Taxation

**Government Of Guam
Consolidated Revenue / Expenditure Report ^{1/}
General Fund**

**Combined Comparative Statement of Revenues
MONTHLY ACTUAL Collection Comparison FY2013 and FY2012
For the Month Ending November 30.**

**Combined Comparative Statement of Revenues
YTD ACTUAL Collection Comparison FY2013 and FY2012
Two Months Ending November 30.**

	November, 2012	November, 2011	Increase (Decrease)	Fiscal Year 2013	Fiscal Year 2012	Increase (Decrease)
Income taxes:						
Individual	\$ 1,219,806	\$ 970,825	\$ 248,980	\$ 8,529,597	\$ 7,363,727	\$ 1,165,870
Corporation	767,308	923,292	(155,984)	4,268,020	3,970,090	297,929
Withholding	15,759,969	15,213,527	546,442	32,798,070	31,211,577	1,586,493
Withholding - COLA	0	0	0	0	0	0
Interest & penalties	193,855	204,702	(10,847)	597,073	546,196	50,876
Income Taxes	17,940,937	17,312,346	628,591	46,192,760	43,091,591	3,101,168
Business privilege taxes						
Gross Receipts Taxes	18,384,900	15,256,879	3,128,021	37,116,028	32,866,380	4,249,648
Other Taxes:						
Admissions tax	525	0	525	750	94	656
Use tax	136,867	236,014	(99,147)	298,257	469,838	(171,581)
Business Privilege Taxes	18,522,292	15,492,893	3,029,399	37,415,036	33,336,312	4,078,724
Licenses, Fees & Permits	146,282	130,949	15,332	271,029	240,721	30,308
Use of Money & Property	15,345	2,674,894	(2,659,549)	27,051	2,692,341	(2,665,289)
Federal Sources ^{2/}	4,862,085	4,566,485	295,599	9,738,756	9,160,818	577,938
Department Charges:						
Agriculture	253	156	97	521	354	167
Police & corrections	10	0	10	10	10	0
Public works	4,563	1,955	2,608	6,198	4,130	2,068
Public health	10,610	13,210	(2,600)	23,628	24,950	(1,322)
Commerce	35,439	19,166	16,273	60,528	40,359	20,169
Other charges	56,695	54,460	2,235	141,525	110,301	31,224
Department Charges	107,569	88,947	18,622	232,410	180,104	52,305
TOTAL GENERAL FUND REVENUES	\$ 41,594,510	\$ 40,266,515	\$ 1,327,995	\$ 93,877,041	\$ 88,701,888	\$ 5,175,154
Budget (Provision per P.L. 31-233 ^{2/})	\$ 4,119,190	\$ 4,325,868	\$ (206,678)	\$ 10,754,478	\$ 11,227,266	\$ (472,788)
DRT Estimated (Subject to change and to be recorded on DOA books)	\$ 4,326,000	\$ 4,325,868	\$ 132	\$ 11,361,000	\$ 11,227,266	\$ 133,734
PROVISION FOR TAX REFUNDS						

^{1/} Revenues are based on a modified accrual basis of accounting as determined in OASB 34. During the year, revenues are recognized on a cash basis, but at year-end an accrual is made in accordance with OASB 33.
^{2/} Estimates are provided for the provision for 2013. Refunds & Section 30 is provided for 12 months.

Note 1: Data contained herein are subject to change as additional reconciliations are performed and obtained that substantiates the correct presentation of the underlying revenue transactions.

Government Of Guam
Consolidated Revenue / Expenditure Report¹
General Fund

MONTHLY ADOPTED Revenue Allocated vs. MONTHLY ACTUAL Revenue
For the Month Ended November 30, 2012.
Pursuant to 5 GCA, Ch. 4, §4109(c)(3) [due no later than 20 days after month-end]

QUARTERLY ADOPTED Revenue Allocated vs. QUARTERLY ACTUAL Revenue
For the 1st Quarter of the Fiscal Year
Pursuant to 5 GCA, Ch. 4, §4109(f) [due 30 days after the close of each quarter] /3

	FY2013 Adopted Revenues Allocated for the Month ⁴	FY2013 Actual Collections for the Month	Favorable (Unfavorable)
Income taxes:			
Individual	\$ 1,796,813	\$ 1,219,806	\$ (577,008)
Corporation	1,585,569	767,308	(818,262)
Withholding	15,115,997	15,759,969	643,973
Withholding - COLA	0	0	0
Interest & penalties	0	193,855	193,855
Income Taxes	18,498,379	17,940,937	(557,442)
Business privilege taxes:			
Gross Receipts Taxes	16,610,660	18,384,900	1,774,239
Other Taxes:			
Admissions tax	0	525	525
Use tax	389,196	136,867	(252,329)
Business Privilege Taxes	16,999,856	18,522,292	1,522,436
Licenses, Fees & Permits	140,732	146,282	5,549
Use of Money & Property	106,665	15,345	(91,320)
Federal Sources ²	4,461,088	4,862,085	400,997
Department Charges			
Agriculture	98	253	155
Police & corrections	10	10	0
Public works	6,294	4,563	(1,732)
Public health	7,037	10,610	3,573
Commerce	9,189	35,439	26,250
Other charges	24,967	56,695	31,728
Department Charges	47,595	107,569	59,974
TOTAL GENERAL FUND REVENUES	\$ 40,254,316	\$ 41,594,510	\$ 1,340,194

Footnote:

- 1. Revenues are based on a modified accrual basis of accounting as determined in GASB 34. During the year, revenues are recognized on a cash basis, but at year-end an accrual is made in accordance with GASB 33.
- 2. This information will be updated in the quarter ending 12/31/2012.
- 3. Based on Adopted Revenues allocated per P.L. 31-233, Chapter 1, Section 20.

Note 1 Data contained herein are subject to change, as additional reconciliations are performed and obtained that substantiates the correct presentation of the underlying revenue transactions.

Government Of Guam
Consolidated Revenue / Expenditure Report^{1/}
General Fund

FY2013 ADOPTED Revenues Allocated vs. YTD ACTUAL Collections
Ending Two Months Ending November 30, 2012.
Pursuant to SGCA Ch. 4 §4109(c)(3) [due 20 days after month-end]

FY2013 ADOPTED Revenues vs. PROJECTED Revenues to Year End
Pursuant to 2GCA, Ch. 13, §13109(a)(1) [due no later than 30 days after month-end], SGCA, Ch. 4,
§4109(c)(3) [due no later than 20 days after month-end], and P.L. 31-233, Ch. XIII, §5 [due no later
than 30 days after month-end]

	FY2013 Adopted Revenues for the Cumulative Period ^{5/}	FY2013 Actual Revenues for the Cumulative Period	Favorable (Unfavorable)	FY2013 Adopted Revenues (Full Year Projection) ^{6/}	FY2013 Revenue Tracking	Favorable (Unfavorable)
Income taxes:						
Individual	\$ 8,369,289	\$ 8,529,597	\$ 160,308	\$ 73,469,957	\$ 80,752,272	\$ 7,282,335
Corporation	5,488,252	4,268,020	(1,220,232)	115,700,007	86,239,022	(29,460,985)
Withholding	28,925,287	32,798,070	3,872,783	204,643,469	218,431,563	13,788,094
Withholding - COLA	0	0	0	0	0	0
Interest & penalties	0	597,073	597,073	0	0	0
Income Taxes	42,782,829	46,192,760	3,409,931	393,813,413	385,422,857	(8,390,556)
Business privilege taxes:						
Gross Receipts Taxes	35,772,787	37,116,028	1,343,241	228,751,346	235,007,311	6,255,965
Other Taxes:						
Admissions tax	0	750	750	3,847,425	1,827,478	(2,019,947)
Use tax	652,542	298,257	(354,285)	232,598,771	236,834,789	4,236,018
Business Privilege Taxes	36,425,329	37,415,036	989,706	232,598,771	236,834,789	4,236,018
Licenses, Fees & Permits	271,831	271,029	(802)	5,070,909	5,583,283	512,374
Use of Money & Property	180,979	27,051	(153,928)	808,896	175,444	(633,452)
Federal Sources^{2/}	8,910,255	9,738,756	828,501	53,451,519	58,336,112	4,884,593
Department Charges:						
Agriculture	440	521	81			
Police & corrections	56	10	(46)			
Public works	23,456	6,198	(17,259)			
Public health	16,670	23,628	6,958			
Commerce	21,516	60,528	39,212			
Other charges	100,947	141,525	40,578			
Department Charges	162,866	232,410	69,544	1,861,714	2,215,811	354,097
TOTAL GENERAL FUND REVENUES	\$ 88,734,109	\$ 93,877,041	\$ 5,142,933	\$ 687,605,222	\$ 688,568,297	\$ 963,075
Expenditures:			5.80%			0.14%

1/ Revenues are based on a modified accrual basis of accounting as determined in OASD 34. During the year, revenues are recognized on a cash basis, but at year-end an accrual is made in accordance with GASB 33.
 2/ Based on Adopted Revenues allocated per P.L. 31-233, Chapter 1, Section 2(D).
 3/ Based on Adopted Revenues P.L. 31-233, Chapter 1, Section 2.
 Note 1. Data contained herein are subject to change, as additional reconciliations are performed and obtained that substantiate the correct presentation of the underlying revenue transactions.

Government of Guam
Consolidated Revenue/Expenditure Report
General Fund
As of November 30, 2012

(Pursuant to §4109 (c) (3) of Title 5 GCA)
 General Fund

	<u>APPROPRIATIONS¹¹</u>	<u>EXPENDITURES¹²</u>	<u>ENCUMBRANCES</u>	<u>FUNDS AVAILABLE</u>
EXECUTIVE DIRECTION				
Office of I Maga'lahaen Guahan	5,041,500	572,336	141,031	4,328,133
Office of I Segundu Na Maga'lahaen Guahan	796,866	103,122	8,574	
Commission on Decolonization	224,417	30,795		193,622
Ancestral Lands Commission	97,364	20,826		76,538
Department of Veterans Affairs	301,794	41,377	1,638	258,780
Dept of Veterans Affairs - Expansion of Cemetary (Local Match)	390,000	-	-	390,000
Bureau of Budget & Management Research	991,205	140,972	-	850,233
Civil Service Commission	791,321	107,259	62,901	621,160
Guam Election Commission	756,027	235,823	151,389	368,814
Bureau of Statistics & Plans	1,082,356	146,224	20,368	915,764
Public Works	9,774,206	1,185,526	526,593	8,062,087
Department of Land Management	380,082	-	278,553	101,529
Military Affairs	657,532	36,991	498	620,043
Chamorro Land Trust Commission	-	-	-	-
TOTAL	21,284,670	2,621,253	1,191,544	16,786,702
PUBLIC SAFETY				
Guam Police Department	26,040,529	3,233,317	364,781	22,442,431
Corrections	19,459,366	2,090,210	1,032,571	16,336,585
Corrections - PY Cost of Care & Custody of Prisoners in Fed. Fac.	651,862	-	-	651,862
Guam Fire Department	26,214,655	3,616,030	598,492	22,000,134
Youth Affairs	4,351,739	495,527	185,181	3,671,031
Youth Affairs- Runaway, Homeless or Victims of Abuse	311,086	-	-	311,086
Chief Medical Examiner	399,545	48,353	-	351,192
TOTAL	77,428,782	9,483,437	2,181,024	65,764,320
HOMELAND SECURITY				
Customs and Quarantine	-	-	-	-
Civil Defense	-	-	-	-
TOTAL	-	-	-	-

Government of Guam
Consolidated Revenue/Expenditure Report
General Fund
As of November 30, 2012

	<u>EXPENDITURES & ENCUMBRANCES</u>	<u>APPROPRIATIONS¹</u>	<u>EXPENDITURES²</u>	<u>ENCUMBRANCES</u>	<u>FUNDS AVAILABLE</u>
HEALTH					
Dept. of Public Health & Social Services		21,040,283	1,094,358	6,943,031	13,002,894
DPHSS MIP/Medicoid Program		27,006,536	4,984,189	84,692	21,937,655
DPHSS Public Assistance Program		2,441,200	722,342	-	1,718,858
Mental Health and Substance Abuse		13,078,591	733,978	1,365,591	10,979,022
Mental Health and Substance Abuse Outsourcing Services Providing Drug & Alcohol Detoxication, Rehab & Prevention		773,655	35,502	-	738,153
Mental Health and Substance Abuse - Oasis Empowerment Center		46,104	-	-	46,104
Guam Memorial Hospital Authority		2,225,415	1,376,936	-	848,479
Dept. of Integ. Services for Indiv. With Disabilities (DISID)		1,139,468	57,222	33,706	1,048,540
TOTAL		67,751,252	9,004,527	8,427,020	50,319,705
EDUCATION					
Department of Education Operations		182,627,406	25,277,592	-	157,349,814
DOE Chamoru Studies Division		381,120	-	-	381,120
DOE Textbooks		1,500,000	-	-	1,500,000
University of Guam		25,688,064	4,281,344	-	21,406,720
UOG Scholarships (SSFAP)		2,423,137	403,856	-	2,019,281
UOG A.C. Yamashita Ed. Corps.		1,176,221	196,038	-	980,183
UOG Aquaculture Development and Training Center		125,254	20,874	-	104,380
UOG WERI (Guam Hydro. Survey)		182,694	30,450	-	152,244
UOG WERI (Water Resource Monitoring)		155,626	25,938	-	129,688
UOG Northern & Southern Soil & Water Conservation District Programs		149,384	24,898	-	124,486
UOG KPRG Ops		89,467	14,910	-	74,557
UOG Guam Farmers Cooperative Assoc. of Guam		200,000	33,332	-	166,668
Guam Community College		13,301,611	1,884,399	-	11,417,212
GCC - LPN & Voc Guidance Programs		705,058	99,879	-	605,179
Guam Commission for Educator Certification		203,831	17,607	-	186,224
Guam Public Library		1,176,093	130,188	178,948	866,957
PBS Guam		596,671	61,157	42,453	493,060
TOTAL		230,681,637	32,502,463	221,401	197,957,773

Government of Guam
Consolidated Revenue/Expenditure Report
General Fund
As of November 30, 2012

	<u>EXPENDITURES & ENCUMBRANCES</u>	<u>APPROPRIATIONS ^{1/}</u>	<u>EXPENDITURES ^{2/}</u>	<u>ENCUMBRANCES</u>	<u>FUNDS AVAILABLE</u>
UTILITIES					
TOTAL					
FINANCE & ADMINISTRATION					
Department of Administration	7,290,977	810,892		936,816	5,543,269
Government Claims Fund	100,000				100,000
DOA - Government Annual Single Audit	377,000				377,000
Residential Treatment Fund	1,100,000				1,100,000
Child in Custody - 19 GCA §5116	649,962	102,187		113,712	434,062
TOTAL	9,517,939	913,079		1,050,529	7,554,332
REVENUE & TAXATION					
Department of Revenue & Taxation	9,164,180	1,077,632		417,245	7,669,303
TOTAL	9,164,180	1,077,632		417,245	7,669,303
JUSTICE					
Office of the Attorney General	11,088,363	1,229,325		435,480	9,423,558
TOTAL	11,088,363	1,229,325		435,480	9,423,558
NATURAL RESOURCES					
Department of Agriculture	2,360,458	253,664		114,164	1,992,630
Animal Shelter (GAIN)	91,863				91,863
Veterinarian and Animal Control Services (Animal Health)	162,518	31,916			130,602
TOTAL	2,614,839	285,580		114,164	2,215,095
LABOR					
Department of Labor	988,456	123,168		21,638	843,650
Worker's Compensation Fund	747,949				747,949
TOTAL	1,736,405	123,168		21,638	1,591,599

Government of Guam
Consolidated Revenue/Expenditure Report
General Fund
As of November 30, 2012

<u>EXPENDITURES & ENCUMBRANCES</u>	<u>APPROPRIATIONS ¹</u>	<u>EXPENDITURES ²</u>	<u>ENCUMBRANCES</u>	<u>FUNDS AVAILABLE</u>
TOURISM & CULTURE				
Guam Visitors Bureau	-	-	-	-
Guam Council on the Arts and Humanities	287,999	4,422	-	283,577
Department of Chamorro Affairs	928,856	103,258	79,497	746,101
TOTAL	1,216,855	107,680	79,497	1,029,678
HOUSING & ECONOMIC DEVELOPMENT				
DOA Administration Housing	-	-	-	-
TOTAL	-	-	-	-
TRANSPORTATION				
TOTAL	-	-	-	-
RECREATION				
Department of Parks & Recreation	3,057,669	308,377	468,175	2,281,117
TOTAL	3,057,669	308,377	468,175	2,281,117
JUDICIAL/LEGISLATIVE/OTHERS				
Mayor's Council of Guam	7,510,621	964,803	313,946	6,231,872
Mayor's Council- Public Safety & Social Education	285,000	5,186	57,961	221,853
Mayor's Council- Grounds Maintenance for Schools	204,087	-	-	204,087
Guam Legislature	7,063,133	1,177,189	-	5,885,944
Guam Legislature- Office of Finance and Budget	359,232	59,872	-	299,360
Unified Judiciary	22,067,848	3,890,316	-	18,177,532
Judiciary - Court Appt. Fees	745,433	200,000	-	545,433
Judiciary - Adult and Juvenile Drug Courts	651,277	116,492	-	534,785
Judiciary- Mental Health Court	100,000	17,000	-	83,000
Public Defender Services Corp	3,601,222	694,689	-	2,906,533
Office of Public Accountability	1,235,315	163,119	-	1,072,196
GEDA- Guam Football (Soccer) Association	500,000	-	-	500,000
TOTAL	44,323,168	7,288,666	371,907	36,662,595

Government of Guam
Consolidated Revenue/Expenditure Report
General Fund
As of November 30, 2012

<u>EXPENDITURES & ENCUMBRANCES</u>	<u>APPROPRIATIONS ^{1/}</u>	<u>EXPENDITURES ^{2/}</u>	<u>ENCUMBRANCES</u>	<u>FUNDS AVAILABLE</u>
MISCELLANEOUS APPROPRIATIONS				
Retirement (Health/Dental/Life Insurance)	16,922,668	3,143,007	-	13,779,661
Retirement (Medicare Premiums)	1,140,965	209,180	-	931,785
Retirement (Judges Annuities)	358,000	59,666	-	298,334
Retirement (Gov./Lt. Gov. Pensions)	251,000	41,834	-	209,166
DOA - COLA	6,770,500	8,200,500	-	(1,430,000) ^{4/}
DOA - Supplemental Annuity Benefits Special Fund	11,696,303	1,980,000	-	9,716,303
General Fund Contribution to Income Tax Refund Efficient Payment Trust	14,000,501	-	-	14,000,501
GMHA Pharmaceutical Fund	-	-	-	-
TOTAL	51,139,937	13,634,187	-	37,505,750
CONTINUING APPROPRIATIONS				
Limited Obligation (Section 30) Bond, Series 2009A	3,692,212	-	-	3,692,212
GDOE Series 2010A JFK Project	5,131,938	-	-	5,131,938
General Obligation Bonds, 2009 Series A	21,532,221	-	-	21,532,221
2002 Short Term Financing (Section 30)	1,717,449	-	-	1,717,449
TOTAL	32,073,820	-	-	32,073,820
GRAND TOTAL	563,079,516	78,579,375	14,979,624	468,835,348

Footnotes:

^{1/} Pursuant to PL 31-233 and appropriations noted per DOA.

^{2/} Actual Cumulative preliminary numbers provided by DOA to exclude X & Z accounts, system run date as of 12/18/12

^{3/} GMHA Pharmaceutical Fund is a set-aside amount per Public Law 31-233

^{4/} Pending DOA reconciliation and booking of the collected Autonomous Agencies COLA reimbursement.