



BUREAU OF BUDGET & MANAGEMENT RESEARCH

OFFICE OF THE GOVERNOR

Post Office Box 2950, Hagåtña Guam 96932

EDDIE BAZA CALVO
GOVERNOR

RAY TENORIO
LIEUTENANT GOVERNOR

JOSE S. CALVO
DIRECTOR

LESTER L. CARLSON, JR
DEPUTY DIRECTOR

The Honorable Judith Won Pat
Speaker
I Mina'trentai Tres Na Liheslaturan Guåhan
Thirty-Third Guam Legislature
155 Hesler Place
Hagåtña, Guam 96910

Office of the Speaker
Judith T. Won Pat, Ed.D

Date: 10-20-15
Time: 4:45pm
Received by: [Signature]

Dear Speaker Won Pat:

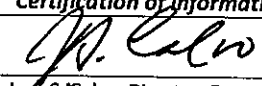


Enclosed is the Consolidated Revenue/Expenditure Report for the period ending April 30, 2015. There are several statutes requiring monthly reports of revenues in addition to a report requiring both revenue and expenditure comparisons. In an effort to mitigate misunderstanding of the different amounts being reported, it was necessary to submit a "consolidated" report which contains all the comparative information pursuant to each of the statutory reporting requirements. In this format, it is evident that there are varying numbers due to the different "basis of comparison". It should be noted that the amounts reflected in this report are subject to internal audit and analysis and therefore are subject to change, which is the nature of these interim reports. However, it is submitted to meet compliance with each reporting mandate. It is important to note that the Department of Administration, Department of Revenue and Taxation and the Bureau of Budget and Management Research are continuing their efforts to improve the format, content and usefulness of this report.

Should you have any questions, please do not hesitate to call me.

Sincerely,


JOSE S. CALVO

Enclosures

Certification of information contained in Enclosures subject to Note 1.

Jose S. Calvo, Director, Bureau of Budget and Management Research

Anthony C. Blaz, Director, Department of Administration

John R. Camacho, Director, Department of Revenue and Taxation

Government of Guam
Consolidated Revenue / Expenditure Report ^{1/}
General Fund

		Combined Comparative Statement of Revenues MONTHLY ACTUAL Collection Comparison FY2015 and FY2014 For the Month Ending April			Combined Comparative Statement of Revenues YTD ACTUAL Collection Comparison FY2015 and FY2014 Seven months ending April 2015		
		2015	2014	Increase (Decrease)	Fiscal Year 2015	Fiscal Year 2014	Increase (Decrease)
		April	April				
Income Taxes:							
Individual Corporation		\$ 51,788,686	\$ 28,412,928	\$ 23,375,757	\$ 77,815,685	\$ 49,961,289	\$ 27,854,396
Withholding		9,891,915	13,664,052	(3,772,137)	63,336,277	68,607,003	(5,270,726)
Income Taxes		20,567,710	21,398,594	(830,884)	139,528,483	135,380,646	4,147,837
Business privilege taxes:		82,248,310	63,475,574	18,772,737	280,680,445	253,948,937	26,731,508
Gross Receipts Taxes		17,228,192	17,774,398	(546,205)	126,586,877	136,123,844	(9,536,967)
Other Taxes:							
Use Tax		200,671	16,952	183,720	1,224,540	1,249,783	(25,243)
Business Privilege Taxes		17,428,864	17,791,349	(362,486)	127,811,417	137,373,627	(9,562,210)
Licenses, Fees & Penalties		139,302	195,501	(56,200)	885,137	901,490	(16,353)
Use of Money & Property		6,948	17,224	(10,275)	61,051	344,432	(283,381)
Federal Sources	^{2/}	6,124,244	5,113,021	1,011,223	42,887,932	37,615,694	5,272,238
Department Charges:							
Agriculture		90	790	(700)	1,683	64,049	(62,366)
Police & Corrections		20	0	20	60	40	20
Public Works		1,860	3,832	(1,972)	16,995	22,890	(5,895)
Public Health		800	400	400	6,326	3,105	3,221
Commerce		(153,911)	22,207	(176,118)	2,385	191,764	(189,379)
Other charges		66,224	302,736	(236,512)	393,244	767,826	(374,582)
Department Charges		(84,917)	929,965	(414,883)	420,693	1,049,673	(628,981)
TOTAL GENERAL FUND REVENUES		\$ 105,862,750	\$ 86,922,634	\$ 18,940,116	\$ 452,746,674	\$ 431,233,853	\$ 21,512,821
PROVISION FOR TAX REFUNDS							
Budget (Provision per P.L. 32-181)	^{2/}	19,172,116	19,061,803	110,313	71,000,381	72,797,682	(1,797,301)

Footnotes:

^{1/} Revenues are based on a modified accrual basis of accounting as determined by GASB 34. During the year, revenues are recognized on a cash basis, but at year end an accrual is made in accordance with GASB 33.

^{2/} Estimates are recorded for the provision for 2014 Refunds & Section 30 is presented for 12 months.

Note 1: Data contained herein are subject to change, as additional reconciliations are performed.

Government of Guam
Consolidated Revenue/ Expenditure Report ¹
General Fund

MONTHLY ADOPTED REVENUES ALLOCATED vs. MONTHLY ACTUAL REVENUE
For the Month Ending April
Pursuant to 5 GCS, Ch. 4, §4109(3) (Due no later than 20 days after month-end)

	FY2015 Adopted Revenues Allocated for the Month April	FY2015 Actual Collections For the Month April	Favorable (Unfavorable)	Quarterly ADOPTED REVENUES ALLOCATED vs. Quarterly ACTUAL REVENUE For the 3rd Quarter 2015 Pursuant to 5 GCS, Ch. 4, §4109(3) (due 30 days after the close of each quarter) ²	FY2015 Actual Collections for the Quarter	Favorable Increase (Decrease)
Income Taxes:						
Individual	\$ 37,738,718	\$ 51,788,686	\$ 14,049,968			
Corporation	14,879,620	9,891,915	(4,987,705)			
Withholding	21,104,117	20,567,710	(536,407)			
Income Taxes	73,722,455	82,248,310	8,525,855			
Business privilege taxes:						
Gross Receipts Taxes	22,567,677	17,228,192	(5,339,485)			
Other Taxes:						
Use Tax	124,688	200,671	75,983			
Business Privilege Taxes	22,692,365	17,428,864	(5,263,501)			
Licenses, Fees & Penalties	129,184	139,302	10,118			
Use of Money & Property	14,648	6,948	(7,700)			
Federal Sources	5,675,696	6,194,244	448,548			
Department Charges:						
Agriculture	418	90	(328)			
Police & Corrections	0	20	20			
Public Works	2,030	1,860	(170)			
Public Health	232	800	568			
Commerce	11,763	(153,913)	(165,674)			
Other charges	160,358	66,224	(94,134)			
Department Charges	174,781	(84,917)	(259,698)			
TOTAL GENERAL FUND REVENUES	\$ 102,409,129	\$ 108,862,750	\$ 6,453,621			

¹ Revenues are based on a unmodified accrual basis of accounting as determined by GASB 34. During the year, revenues are recognized on a cash basis, but a year end or actual is made in accordance with GASB 33.
² This information will be updated in the quarter ending
³ Based on Adopted Revenues allocated per P.L. 32-181, Chapter 1, section 4(a)

Note 1. Data contained herein are subject to change, as additional reconciliations are performed.

Government of Guam
Consolidated Revenue / Expenditure Report ^{1/}
General Fund

	YTD ADOPTED REVENUES ALLOCATED VS. YTD ACTUAL COLLECTIONS		FY2015 ADOPTED REVENUES VS. PROJECTED REVENUES TO YEAR END		Favorable Increase (Decrease)
	FY2015 Adopted Revenues for the Cumulative Period ^{6/}	FY2015 Actual Revenues for the Cumulative Period	FY2015 Adopted Revenues (Full Year Projections) ^{5/}	FY2015 Revenue Tracking	
Income Taxes:					
Individual	\$ 65,808,877	\$ 77,815,685	\$ 88,538,982	\$ 120,026,843	\$ 31,487,861
Corporation	68,082,353	63,336,277	126,337,880	116,485,969	(10,051,911)
Withholding	139,126,234	139,528,483	249,139,272	240,461,038	1,323,766
Income Taxes	273,017,464	280,680,445	464,016,134	476,973,849	22,759,715
Business privilege taxes:					
Gross Receipts Taxes	142,736,664	126,586,877	247,298,638	229,883,048	(17,415,610)
Other Taxes:					
Use Tax	1,455,134	1,234,540	1,991,111	2,081,437	90,326
Business Privilege Taxes	143,891,798	127,811,417	249,289,769	231,964,484	(17,325,285)
Licenses, Fees & Penalties	861,917	885,137	4,998,978	5,158,016	159,038
Use of Money & Property	79,107	61,051	347,371	264,689	(82,682)
Federal Sources	39,626,173	42,887,932	68,006,761	68,040,184	33,423
Department Charges:					
Agriculture	60,131	1,653	(68,448)		
Police & Corrections	35	60	25		
Public Works	22,424	16,995	(5,429)		
Public Health	2,946	6,236	3,380		
Commerce	208,421	2,385	(206,036)		
Other charges	636,311	393,244	(243,068)		
Department Charges	930,269	420,693	(509,576)	910,889	(1,291,370)
TOTAL GENERAL FUND REVENUES	\$ 458,406,728	\$ 452,746,674	\$ 779,059,272	\$ 783,312,112	\$ 4,252,840
					0.55%

^{1/} Revenues are based on a modified accrual basis of accounting as determined by GASB 34. During the year, revenues are recognized on a cash basis, but at year end an accrual is made in accordance with GASB 33.

^{5/} Based on Adopted Revenues allocated per P.L. 32-181, Chapter 1, section 4(a)

^{6/} Based on Adopted Revenues allocated per P.L. 32-181, Chapter 1, section 4(b)

Note 1. Data contained herein are subject to change, as additional reconciliations are performed.

Government of Guam
Consolidated Revenue/Expenditure Report
General Fund
As of April 30, 2015

(Pursuant to §4109 (c) (3) of Title 5 GCA)
 General Fund

	<u>EXPENDITURES & ENCUMBRANCES</u>	<u>APPROPRIATIONS ^{1/}</u>	<u>EXPENDITURES ^{2/}</u>	<u>ENCUMBRANCES</u>	<u>FUNDS AVAILABLE</u>
GENERAL GOVERNMENT					
Office of I Maga'lahaen Guahan		5,888,184	3,789,688	775,765	1,322,732
Office of I Segundu Na Maga'lahaen Guahan		929,216	624,137	18,203	286,876
Bureau of Budget & Management Research		1,113,509	632,878	-	480,631
Civil Service Commission		887,437	453,518	25,668	408,251
Department of Administration (DOA)		6,306,120	3,891,550	573,800	1,840,770
DOA - Support of Child in Custody - 19 GCA §5116		675,386	209,170	-	466,216
DOA - Residential Treatment Fund		1,600,000	1,251,181	-	348,819
DOA - Government Claims Fund		250,000	53,181	-	196,819
DOA - Government Annual Single Audit		377,000	275,700	101,300	-
DOA - Office of Technology		2,963,207	772,584	778,083	1,412,541
Public Works (DPW)		6,970,334	3,604,771	254,111	3,111,452
DPW - Demolition of Taga'chang Beach Park Pavilion		25,000	-	-	25,000
Department of Revenue & Taxation		9,766,374	4,781,040	193,098	4,792,236
Department of Land Management		334,012	334,012	-	-
Guam Ancestral Lands Commission		116,182	49,085	1,600	65,497
Chamorro Land Trust Commission		-	-	-	-
Office of Veterans Affairs		619,379	270,861	49,819	298,699
TOTAL		38,821,340	20,993,355	2,771,447	15,056,538
PROTECTION OF LIFE & PROPERTY					
Department of Corrections (DOC)		22,305,502	11,686,939	1,079,740	9,536,823
DOC - Cost of Care & Custody of Prisoners in Federal Facilities		701,000	256,020	-	444,980
DOC - Cost Sharing- CJ Information System Integration Project		-	-	-	-
Department of Youth Affairs (DYA)		5,800,001	2,883,516	317,370	2,599,116
DYA - Runaway, Homeless or Victims of Abuse		321,556	144,755	128,568	48,233
Guam Fire Department		32,842,022	18,744,664	380,594	13,716,764
Guam Police Department (GPD)		33,139,255	17,860,427	332,671	14,946,157
GPD - Cost Sharing- CJ Information System Integration Project		-	-	-	-
Chief Medical Examiner		419,196	202,665	658	215,873
Guam Environmental Protection Agency		-	-	-	-
Guam Energy Office		100,000	-	-	100,000
Customs and Quarantine		-	-	-	-
Office of Civil Defense		-	-	-	-
TOTAL		95,626,532	51,778,984	2,239,600	41,607,947

**Government of Guam
Consolidated Revenue/Expenditure Report
General Fund
As of April 30, 2015**

	<u>EXPENDITURES & ENCUMBRANCES</u>	<u>APPROPRIATIONS ^{1/}</u>	<u>EXPENDITURES ^{2/}</u>	<u>ENCUMBRANCES</u>	<u>FUNDS AVAILABLE</u>
PUBLIC HEALTH					
Department of Public Health & Social Services (DPHSS)					
DPHSS - MIP/MIPPR Program		10,327,168	3,020,038	1,636,592	5,670,538
DPHSS - Medicaid Program		14,230,711	6,082,516	-	8,148,195
DPHSS - Children's Health Insurance Program		15,927,246	14,927,041	-	1,000,205
DPHSS - Division of Senior Citizens Programs		2,347,581	1,687,277	-	660,304
DPHSS - Foster Care Program		9,447,266	4,604,239	3,210,232	1,632,795
DPHSS - Public Assistance Program		2,662,409	909,391	541,296	1,211,722
DPHSS - Enhanced Allotment Plan		2,711,092	1,481,175	-	1,229,917
DPHSS - Office of Minority Health		622,448	553,204	-	69,244
DPHSS - Preschool Program for 4-Year Old Children		120,619	53,145	6,413	61,061
Guam Behavioral Health and Wellness Center (GBHWC)		75,000	-	-	75,000
GBHWC - Detoxication, Rehabilitation, and Prevention Services		16,522,896	6,709,527	2,590,321	7,223,047
Guam Memorial Hospital Authority (GMHA)		1,200,000	506,629	693,371	-
GMHA - Competitive Wage Act of 2014 Retroactive Payment		6,335,160	6,335,160	-	-
TOTAL		84,062,227	48,401,973	8,678,225	26,982,029
PUBLIC EDUCATION					
Department of Education Operations (DOE)					
DOE - Chamoru Studies Division		197,043,046	109,982,826	-	87,060,220
DOE - Y Kuentan Salappe Prinsipat		401,207	227,391	-	173,816
DOE - Textbooks		1,081,000	-	-	1,081,000
University of Guam Operations (UOG)		1,500,000	-	-	1,500,000
UOG - Scholarships (SSFAP)		29,692,924	17,403,962	-	12,288,962
UOG - Aquaculture Development and Training Center		3,599,358	2,099,626	-	1,499,733
UOG - WERI (Guam Hydrologic Survey)		125,254	73,065	-	52,189
UOG - Northern & Southern Soil & Water Conservation District Programs		182,694	106,572	-	76,123
UOG - KPRG Operations		155,626	90,782	-	64,844
UOG - Competitive Wage Act of 2014 Salary Adjustment		149,384	87,141	-	62,243
Guam Community College Operations (GCC)		89,467	52,189	-	37,278
GCC - Licensed Practical Nursing & Vocational Guidance Programs		186,957	-	-	186,957
GCC - Apprenticeship Program		16,376,571	8,188,286	-	8,188,286
GCC - Competitive Wage Act of 2014 Salary Adjustment		782,570	391,285	-	391,285
Guam Commission for Educator Certification		1,132,850	566,425	-	566,425
TOTAL		252,967,460	139,393,668	8,675	113,565,117

Government of Guam
Consolidated Revenue/Expenditure Report
General Fund
As of April 30, 2015

	<u>EXPENDITURES & ENCUMBRANCES</u>	<u>APPROPRIATIONS ¹</u>	<u>EXPENDITURES ²</u>	<u>ENCUMBRANCES</u>	<u>FUNDS AVAILABLE</u>
COMMUNITY SERVICES					
Dept. of Integ. Services for Indiv. With Disabilities (DISID)		1,245,705	216,503	47,532	981,671
TOTAL		1,245,705	216,503	47,532	981,671
RECREATION					
Department of Parks & Recreation		3,327,379	1,643,014	126,965	1,557,400
TOTAL		3,327,379	1,643,014	126,965	1,557,400
INDIVIDUAL & COLLECTIVE RIGHTS					
Commission on Decolonization		316,575	163,232	120	153,223
Department of Chamorro Affairs (DCA)		968,140	469,359	68,238	430,542
DCA - Guam Public Library		1,221,589	602,009	144,831	474,749
DCA - Guam Educational Telecommunications Corp. (PBS Guam)		611,826	333,877	49,797	228,151
Guam Council on the Arts and Humanities		316,660	159,398	-	157,262
Department of Labor (DOL)		1,151,127	689,561	17,849	443,718
DOL - Worker's Compensation Fund		798,593	335,766	-	462,827
DOL - Guam Registered Apprentice Program		113,520	39,605	-	73,915
Military Affairs		865,650	315,223	1,672	548,755
Guam Election Commission		1,382,972	810,519	79,793	492,660
TOTAL		7,746,652	3,918,549	362,301	3,465,802
ECONOMIC DEVELOPMENT					
Bureau of Statistics & Plans		1,204,502	635,331	6,919	562,252
Department of Agriculture - DOAG		2,951,724	1,521,787	79,180	1,350,756
DOAG - Animal Shelter (GAIN)		94,955	-	80,712	14,243
DOAG - Competitive Limited Term of Eight (8) Forestry Aide Positions		425,000	77,937	-	347,063
Guam Visitors Bureau		-	-	-	-
TOTAL		4,676,181	2,235,056	166,811	2,274,314

**Government of Guam
Consolidated Revenue/Expenditure Report
General Fund
As of April 30, 2015**

<u>EXPENDITURES & ENCUMBRANCES</u>	<u>APPROPRIATIONS ^{1/}</u>	<u>EXPENDITURES ^{2/}</u>	<u>ENCUMBRANCES</u>	<u>FUNDS AVAILABLE</u>
JUDICIAL/LEGISLATIVE/OTHERS				
Unified Judiciary Operations	31,311,437	18,616,421	-	12,695,016
Judiciary - Court Appointed Fees	-	-	-	-
Judiciary - Adult and Juvenile Drug Courts	-	-	-	-
Judiciary - Family Visitation Center	-	-	-	-
Judiciary - Competitive Wage Act of 2014 Salary Adjustment	392,015	392,015	-	-
Guam Legislature	7,770,564	4,532,829	-	3,237,735
Guam Legislature - Office of Finance and Budget	340,863	198,837	-	142,026
Office of the Attorney General (OAG)	14,574,603	6,573,314	412,451	7,588,839
OAG - Prosecution Division Vacancies	317,665	20,744	-	296,921
OAG - Victims Witness Ayuda Services Program	75,466	31,464	-	44,002
OAG - Cost Sharing- CJ Information System Integration Project	-	-	-	-
Public Defender Services Corporation (PDS)	4,723,517	2,876,057	-	1,847,460
PDS - Law Enforcement Retroactive Payment	-	-	-	-
PDS - Competitive Wage Act of 2014 Salary Adjustment	163,805	163,805	-	-
Mayor's Council of Guam (MCOG)	5,962,533	4,680,442	-	1,282,091
MCOG - Grounds Maintenance for Schools	419,093	-	-	419,093
MCOG - Public Safety & Social Education	416,860	107,210	66,349	248,300
Office of Public Accountability	1,362,493	529,653	-	832,840
TOTAL JUDICIAL/LEGISLATIVE/OTHERS	67,830,914	38,717,791	478,800	28,634,323
MISCELLANEOUS APPROPRIATIONS				
Government of Guam Retirement Fund (GGRF) - Medicare Premiums	1,925,000	1,122,912	-	802,088
GGRF - Governor/Lieutenant Governor Pensions	251,000	146,412	-	104,588
GGRF - Judges Annuities	358,000	208,831	-	149,169
GGRF - Health/Dental/Life Insurance	14,287,310	14,287,310	-	-
DOA - Supplemental Annuity Benefits Special Fund	9,460,000	5,176,163	-	4,283,837
DOA - Cost of Living Allowance	12,977,334	13,164,000	-	(186,666)
DOA - Competitive Wage Act of 2014 Salary Adjustment - Executive Depts.	2,262,393	1,000,000	-	1,262,393
DOA - Law Enforcement Retroactive Payment	8,650,000	-	-	8,650,000 ^{3/}
Judiciary - Law Enforcement Retroactive Payment	1,350,000	1,350,000	-	-
Legislature - Capital District Fund	330,965	165,483	-	165,483
Executive Branch Department/Agency Vacancies Cost Pool	1,420,105	-	-	1,420,105
Public Safety Vacancy Cost Pool	1,536,611	-	-	1,536,611
DOC - Electronic Locking System per P.L. 33-01	1,700,000	-	-	1,700,000
Tropical Storm Bavi	250,000	-	29,240	220,760 ^{4/}
GMHA Pharmaceutical Fund	-	-	-	-
TOTAL	56,758,718	36,621,110	29,240	20,108,368

Government of Guam
 Consolidated Revenue/Expenditure Report
 General Fund
 As of April 30, 2015

<u>EXPENDITURES & ENCUMBRANCES</u>	<u>APPROPRIATIONS /1</u>	<u>EXPENDITURES /2</u>	<u>ENCUMBRANCES</u>	<u>FUNDS AVAILABLE</u>
CONTINUING APPROPRIATIONS				
GDOE Series 2010A JFK Project	5,131,013	5,617,961	-	(486,948)
General Obligation Bonds, Series 2009 A	21,174,012	12,779,050	-	8,394,962
Limited Obligation Bonds (Section 30)	3,691,564	2,504,005	-	1,187,559
BPT Tax Bonds, Series 2011A	11,948,013	5,974,006	-	5,974,007
BPT Tax Bonds, Series 2012B	5,246,047	2,623,023	-	2,623,024
BPT Tax Bonds, Series 2013C	2,791,054	2,791,052	-	2
TOTAL	49,281,703	37,289,097	-	17,692,606
GRAND TOTAL	663,044,811	376,209,100	14,909,596	271,926,115

Footnotes:

- /1 Pursuant to P.L. 32-181 and other GF appropriations noted per DOA. Does not include appropriations from "revenues in excess of FY 2015 projections of General Fund".
- /2 Actual Cumulative preliminary numbers provided by DOA to exclude X & Z accounts
- /3 Appropriated from Section 30 Funds per P.L. 32-181
- /4 Funded by DPHSS Director's Office Appropriation