



BUREAU OF BUDGET & MANAGEMENT RESEARCH

OFFICE OF THE GOVERNOR

Post Office Box 2950, Hagåtña Guam 96932

EDDIE BAZA CALVO
GOVERNOR

RAY TENORIO
LIEUTENANT GOVERNOR

JOSE S. CALVO
ACTING DIRECTOR

JOHN A.B. PANGELINAN
ACTING DEPUTY DIRECTOR

Office of the Director
 Judith T. Won Pat, Ed. D.
 Date: 6-25-14
 Time: 9:17am
 Received by: [Signature]

June 24, 2014

The Honorable Judith Won Pat
 Speaker
 I Mina'trentai Dos Na Liheslaturan Guåhan
 Thirty-Second Guam Legislature
 155 Hesler Place
 Hagåtña, Guam 96910

Dear Speaker Won Pat:

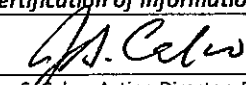


Enclosed is the Consolidated Revenue/Expenditure Report for the period ending May 31, 2014. There are several statutes requiring monthly reports of revenues in addition to a report requiring both revenue and expenditure comparisons. In an effort to mitigate misunderstanding of the different amounts being reported, it was necessary to submit a "consolidated" report which contains all the comparative information pursuant to each of the statutory reporting requirements. In this format, it is evident that there are varying numbers due to the different "basis of comparison". It should be noted that the amounts reflected in this report are subject to internal audit and analysis and therefore are subject to change, which is the nature of these interim reports. However, it is submitted to meet compliance with each reporting mandate. It is important to note that the Department of Administration, Department of Revenue and Taxation and the Bureau of Budget and Management Research are continuing their efforts to improve the format, content and usefulness of this report.

Should you have any questions, please do not hesitate to call me.

Sincerely,


 JOSE S. CALVO

Enclosures

Certification of information contained in Enclosures subject to Note 1.
 Jose S. Calvo, Acting Director, Bureau of Budget and Management Research
 Benita A. Manglona, Director, Department of Administration
 John P. Camacho, Director, Department of Revenue and Taxation

Government of Guam
Consolidated Revenue / Expenditure Report ¹
General Fund

	Combined Comparative Statement of Revenues MONTHLY ACTUAL Collection Comparison FY2014 and FY2013 For the Month Ending May			Combined Comparative Statement of Revenues YTD ACTUAL Collection Comparison FY2014 and FY2013 Eight months ending May 2014			
	2014	2013	Increase (Decrease)	Fiscal Year 2014	Fiscal Year 2013	Increase (Decrease)	
	May	May					
Income Taxes:							
Individual	\$ 2,402,292	\$ 1,627,934	\$ 774,358	\$ 52,363,581	\$ 59,054,877	\$ (6,691,296)	
Corporation	5,457,655	4,233,840	1,223,815	74,064,657	65,524,018	8,540,639	
Withholding	18,138,886	16,838,403	1,300,483	153,515,306	142,319,849	11,195,457	
Income Taxes	25,998,833	22,700,177	3,298,656	279,943,544	266,898,744	13,044,800	
Business privilege taxes:							
Gross Receipts Taxes	19,821,716	17,386,262	2,435,454	155,945,560	144,492,883	11,452,677	
Other Taxes:							
Use Tax	25,939	169,338	(143,399)	1,275,722	1,887,720	(611,998)	
Business Privilege Taxes	19,847,655	17,555,600	2,292,055	157,221,282	146,380,603	10,840,679	
Licenses, Fees & Penalties	146,096	130,161	15,935	1,047,586	909,906	137,680	
Use of Money & Property	1,351	10,126	(8,775)	345,782	75,826	269,956	
Federal Sources	5,696,405	4,899,863	796,542	43,643,149	38,898,692	4,744,457	
Department Charges:							
Agriculture	615	571	44	64,664	3,606	61,058	
Police & Corrections	10	0	10	50	20	30	
Public Works	3,150	1,985	1,165	26,040	19,828	6,212	
Public Health	400	405	(5)	3,505	52,185	(48,680)	
Commerce	46,023	20,831	25,192	237,787	217,234	20,553	
Other charges	677,291	61,820	615,471	1,445,433	473,540	971,893	
Department Charges	727,489	83,612	643,877	1,777,479	766,413	1,011,066	
TOTAL GENERAL FUND REVENUES	\$ 52,417,829	\$ 45,381,539	\$ 7,036,290	\$ 483,978,821	\$ 453,930,184	\$ 30,048,637	
PROVISION FOR TAX REFUNDS							
Budget (Provision per P.L. 32-068 as amended by P.L. 32-147)	2	7,213,116	5,428,733	\$ 1,784,383	80,010,798	67,697,383	\$ 12,313,415

Footnotes:

¹ Revenues are based on a modified accrual basis of accounting as determined by GASB 34. During the year, revenues are recognized on a cash basis, but at year end an accrual is made in accordance with GASB 33.

² Estimates are recorded for the provision for 2013 Refunds & Section 30 is prorated for 12 months.

Note 1 Data contained herein are subject to change, as additional reconciliations are performed.

Government of Guam
Consolidated Revenue / Expenditure Report¹
General Fund

MONTHLY ADOPTED REVENUE ALLOCATED VS. MONTHLY ACTUAL REVENUE
For the Month Ending May
Pursuant to 5 GCA, Ch. 4, §4109(c)(3) [Due no later than 20 days after month-end]

Quarterly ADOPTED REVENUE ALLOCATED VS. QUARTERLY ACTUAL REVENUE
For the 3rd Quarter 2014
Pursuant to 5 GCA, Ch. 4, §4109(f) [Due 30 days after the close of each quarter]⁴

	FY 2014 Adopted Revenues Allocated for the Month May	FY 2014 Actual Collections For the Month May	Favorable (Unfavorable)	FY 2014 Adopted Revenues Allocated for the Quarter ²	FY 2014 Actual Collections for the Quarter	Favorable Increase (Decrease)
Income Taxes						
Individual	\$ 2,587,600	\$ 2,402,292	\$ (185,308)			
Corporation	3,770,108	5,457,655	1,687,547			
Withholding	18,378,601	18,138,886	(239,715)			
Income Taxes	24,736,309	25,998,833	1,262,524			
Business privilege taxes:						
Gross Receipts Taxes	18,464,593	19,821,716	1,357,122			
Other Taxes:	0					
Use Tax	167,425	25,939	(141,486)			
Business Privilege Taxes	18,632,018	19,847,655	1,215,637			
Licenses, Fees & Penalties	148,101	146,096	(2,005)			
Use of Money & Property	57,115	1,351	(55,765)			
Federal Sources	5,435,274	5,696,405	261,131			
Department Charges:						
Agriculture	1,318	615	(703)			
Police & Corrections	0	10	10			
Public Works	4,581	3,150	(1,431)			
Public Health	935	400	(535)			
Commerce	48,072	46,023	(2,049)			
Other charges	142,661	677,291	534,630			
Department Charges	197,566	727,489	529,923			
TOTAL GENERAL FUND REVENUES	\$ 49,206,383	\$ 52,417,829	\$ 3,211,446			

Footnotes

¹ Revenues are based on a modified accrual basis of accounting as determined by GASB 34. During the year, revenues are recognized on a cash basis, but at year end an accrual is made in accordance with GASB 34.

² This information will be updated in the quarter ending

³ Based on Adopted Revenues allocated per P.L. 32-466, Chapter 1, section 2(c), as amended by P.L. 32-147

Note 1. Data contained herein are subject to change, as additional reconciliations are performed

**Government of Guam
Consolidated Revenue / Expenditure Report^a
General Fund**

	YTD ADOPTED REVENUES ALLOCATED vs. YTD ACTUAL COLLECTIONS Eight Months Ending May 2014 Pursuant to 5 GCA, Ch. 4, §4106(c)(3) [Due 20 days after month-end]		FY2014 ADOPTED REVENUES vs. PROMECTED REVENUES to Year End Pursuant to 2 GCA, Ch. 13 §13109(a)(1) [due on or later than 20 days after month-end]; 5 GCA, Ch. 4 §4109(c)(3) [due on or later than 20 days after month-end]; and P.L. 31-253, Ch. XIII §7 [due on or later than 30 days after month-end]			
	FY2014 Adopted Revenues for the Cumulative Period ⁴	FY2014 Actual Revenues for the Cumulative Period	Favorable (Unfavorable)	FY2014 Adopted Revenues (Full Year Projection) ⁵	FY2014 Revenue Tracking	Favorable Increase (Decrease)
Income Taxes:						
Individual	\$ 65,500,495	\$ 52,363,581	\$ (13,136,915)	\$ 84,982,063	\$ 67,605,403	\$ (17,376,660)
Corporation	61,910,164	74,064,657	12,154,493	104,887,419	118,478,149	13,590,730
Withholding	147,340,336	153,515,306	6,174,971	226,195,762	232,276,120	6,080,358
Income Taxes	274,750,995	279,943,544	5,192,549	416,065,244	418,359,672	2,294,428
Business privilege taxes:						
Gross Receipts Taxes	153,697,089	155,945,560	2,248,471	232,826,385	233,982,753	1,156,368
Other Taxes:						
Use Tax	1,714,907	1,275,222	(439,685)	2,622,132	1,971,289	(710,843)
Business Privilege Taxes	155,411,996	157,220,782	1,808,786	235,448,517	235,954,042	445,525
Licenses, Fees & Penalties	943,099	1,047,586	104,487	4,711,185	5,281,016	539,831
Use of Money & Property	418,221	345,782	(72,439)	1,627,655	430,080	(1,197,575)
Federal Sources	43,150,968	43,643,149	492,181	65,136,872	65,630,400	493,528
Department Charges:						
Agriculture	5,621	64,664	59,043			
Police & Corrections	16	50	34			
Public Works	24,691	26,040	1,349			
Public Health	62,698	3,505	(59,193)			
Commerce	264,875	237,887	(27,088)			
Other charges	677,364	1,445,433	768,069			
Department Charges	1,035,265	1,777,579	742,314	1,812,516	3,161,308	1,348,792
TOTAL GENERAL FUND REVENUES	\$ 475,710,544	\$ 483,978,821	\$ 8,268,278	\$ 724,811,989	\$ 728,726,518	\$ 3,914,529
			1.74%			0.54%

¹ Revenues are based on a modified accrual basis of accounting as determined by GASB 34. During the year, revenues are recognized on a cash basis, but at year end an accrual is made in accordance with GASB 33.
² Based on Adopted Revenues allocated per P.L. 32-068, Chapter 1, section 2(1), as amended by P.L. 32-147
³ Based on Adopted Revenues per P.L. 32-068, Chapter 1, section 2, as amended by P.L. 32-147
⁴ Data contained herein are subject to change, as additional reconciliations are performed.

Government of Guam
Consolidated Revenue/Expenditure Report
General Fund
As of May 31, 2014

(Pursuant to §4109 (c) (3) of Title 5 GCA)
 General Fund

	<u>APPROPRIATIONS ^{1/}</u>	<u>EXPENDITURES ^{2/}</u>	<u>ENCUMBRANCES</u>	<u>FUNDS AVAILABLE</u>
EXECUTIVE DIRECTION				
Office of Maga'lahaen Guahan	5,610,798	3,345,403	627,815	1,637,580
Office of I Segundtu Na Maga'lahaen Guahan	1,162,119	773,472	23,130	365,517
Commission on Decolonization	220,507	124,007	42	96,458
Department of Veterans Affairs	619,379	249,755	86,399	283,225
Bureau of Budget & Management Research	941,499	667,100	-	274,399
Civil Service Commission	837,205	532,041	19,280	285,885
Guam Election Commission	950,781	410,347	84,512	455,923
Bureau of Statistics & Plans	1,134,243	634,479	5,508	494,256
Public Works	9,685,337	5,835,626	304,000	3,545,711
Public Works- Acquisition of Property - Tiyan Parkway Project	1,300,000	1,260,000	-	40,000
Public Works- Fleet and Fuel Mgmt Monitoring System	250,000	-	-	250,000
Department of Land Management	358,375	276,553	43,985	35,837
Military Affairs	682,842	358,110	95	324,637
Chamorro Land Trust Commission	-	-	-	-
TOTAL	23,753,085	14,468,893	1,394,765	8,089,428
PUBLIC SAFETY				
Guam Police Department	27,124,988	18,504,323	424,371	8,196,293
GPD - Police Officer Training Cycle	800,000	-	-	800,000
GPD- Cost Sharing- CJ Information System Integration Project	-	-	-	-
Corrections	19,216,100	12,099,400	1,044,273	6,072,427
Corrections - Cost of Care & Custody of Prisoners in Fed. Fac.	696,000	323,734	-	372,266
Corrections- Cost Sharing- CJ Information System Integration Project	-	-	-	-
Guam Fire Department	27,613,540	20,259,151	276,005	7,078,384
Youth Affairs	4,498,200	2,835,665	68,930	1,593,606
Youth Affairs- Runaway, Homeless or Victims of Abuse	321,556	270,300	19,100	32,156
Chief Medical Examiner	414,009	229,540	3,574	180,895
TOTAL	80,684,393	54,522,113	1,836,253	24,326,027
HOMELAND SECURITY				
Customs and Quarantine	-	-	-	-
Civil Defense	-	-	-	-
TOTAL	-	-	-	-

**Government of Guam
Consolidated Revenue/Expenditure Report
General Fund
As of May 31, 2014**

<u>EXPENDITURES & ENCUMBRANCES</u>	<u>APPROPRIATIONS^{1/}</u>	<u>EXPENDITURES^{2/}</u>	<u>ENCUMBRANCES</u>	<u>FUNDS AVAILABLE</u>
HEALTH				
Dept. of Public Health & Social Services	23,711,108	14,492,768	4,430,895	4,787,445
DPHSS - MIP/Medicaid Program	29,806,972	22,845,483	65,466	6,896,023
DPHSS - Public Assistance Program	-	-	-	-
DPHSS - Office of Minority Health	100,000	54,070	12,540	33,390
Guam Behavioral Health and Wellness Center	12,373,523	6,515,324	2,376,157	3,482,042
Guam Behavioral Health and Wellness Center Outsourcing Services				
Providing Drug & Alcohol Detoxication, Rehab & Prevention	860,683	437,528	319,138	104,017
GBHWC Interpreter Services Contract	5,000	90	910	4,000
Guam Memorial Hospital Authority	2,894,340	-	-	2,894,340
Dept. of Integ. Services for Indiv. With Disabilities (DISID)	1,119,449	986,994	34,301	98,154
TOTAL	70,871,075	45,332,256	7,239,407	18,299,411
EDUCATION				
Department of Education Operations	183,502,800	119,476,532	-	64,026,268
DOE - Chamorro Studies Division	401,207	263,625	-	137,582
DOE - George Washington High School Track	350,000	-	-	350,000
DOE - Y Kuennan Salappe Prinsipat	1,081,000	486,450	-	594,550
DOE - Electronic Security Systems	800,000	-	-	800,000
DOE Textbooks	1,500,000	300,000	-	1,200,000
University of Guam	25,616,712	15,583,500	-	10,033,212
UOG Scholarships (SSFAP)	3,599,358	2,189,606	-	1,409,752
UOG Aquaculture Development and Training Center	125,254	76,190	-	49,064
UOG WERI (Guam Hydro. Survey)	182,694	111,135	-	71,559
UOG WERI (Water Resource Monitoring)	155,626	94,666	-	60,960
UOG Northern & Southern Soil & Water Conservation District Programs	149,384	90,870	-	58,514
UOG KPRG Ops	89,467	54,422	-	35,046
GEN FUND SEC 5A - UOG Supplnant	1,470,000	894,250	-	575,750 /4
Guam Community College	14,261,859	8,675,964	-	5,585,895
GCC - LPN & Voc Guidance Programs	782,570	476,063	-	306,507
Guam Commission for Educator Certification	202,617	128,920	5,977	67,720
Guam Public Library	1,157,489	653,300	75,722	428,467
PBS Guam (Guam Educational Telecommunications Corp)	653,600	378,500	17,002	258,099
TOTAL	236,081,637	149,933,994	98,701	86,048,943

Government of Guam
Consolidated Revenue/Expenditure Report
General Fund
As of May 31, 2014

	<u>EXPENDITURES & ENCUMBRANCES</u>	<u>APPROPRIATIONS /1</u>	<u>EXPENDITURES /2</u>	<u>ENCUMBRANCES</u>	<u>FUNDS AVAILABLE</u>
UTILITIES					
TOTAL					
FINANCE & ADMINISTRATION					
Department of Administration		6,066,581	3,902,590	407,592	1,756,398
DOA- Office of Technology		2,042,472	1,091,611	467,139	483,723
Government Claims Fund		100,000	100,000	-	-
DOA - Government Annual Single Audit		377,000	186,600	-	190,400
Residential Treatment Fund		1,100,000	983,456	-	116,544
Child in Custody - 19 GCA §5116		649,962	118,264	-	531,698
Sanctuary Inc. Funding for Homeless, Runaways, and Abused Youth (P.L. 32-149)		292,800	-	-	292,800
TOTAL		10,628,815	6,382,521	874,731	3,371,563
REVENUE & TAXATION					
Department of Revenue & Taxation		8,196,472	5,483,293	732,484	1,980,695
TOTAL		8,196,472	5,483,293	732,484	1,980,695
JUSTICE					
Office of the Attorney General		11,424,842	6,736,261	378,129	4,290,452
OAG - Prosecution Division Vacancies		317,665	140,872	-	176,793
OAG - Victims Witness Ayuda Services Program		75,466	19,401	-	56,065
OAG- Cost Sharing- CJ Information System Integration Project		-	-	-	-
TOTAL		11,817,973	6,916,534	378,129	4,523,310
NATURAL RESOURCES					
Department of Agriculture		2,550,972	1,454,189	65,936	1,030,847
Animal Shelter (GAIN)		94,955	-	85,459	9,496
Guam Environmental Protection Agency		-	-	-	-
TOTAL		2,645,927	1,454,189	151,395	1,040,343
LABOR					
Department of Labor		915,542	634,623	67,945	212,974
Worker's Compensation Fund		798,593	441,963	-	356,630
TOTAL		1,714,135	1,076,586	67,945	569,604

Government of Guam
Consolidated Revenue/Expenditure Report
General Fund
As of May 31, 2014

EXPENDITURES & ENCUMBRANCES	APPROPRIATIONS ^a	EXPENDITURES ^b	ENCUMBRANCES	FUNDS AVAILABLE
TOURISM & CULTURE				
Guam Visitors Bureau	-	-	-	-
Guam Council on the Arts and Humanities	307,500	176,879	-	130,621
Department of Chamorro Affairs	945,564	580,826	56,883	307,855
TOTAL	1,253,064	757,706	56,883	438,475
HOUSING & ECONOMIC DEVELOPMENT				
DOA Administration Housing	-	-	-	-
TOTAL	-	-	-	-
TRANSPORTATION				
	-	-	-	-
TOTAL	-	-	-	-
RECREATION				
Department of Parks & Recreation	2,918,842	1,943,677	120,167	854,998
TOTAL	2,918,842	1,943,677	120,167	854,998
JUDICIAL/LEGISLATIVE/OTHERS				
Mayor's Council of Guam	7,267,587	5,173,226	169,946	1,924,415
Mayor's Council- Public Safety & Social Education	416,860	157,654	119,061	140,145
Mayor's Council- Grounds Maintenance for Schools	419,093	-	-	419,093
Guam Legislature	7,446,635	4,964,423	-	2,482,212
Guam Legislature- Office of Finance and Budget	340,863	227,242	-	113,621
Unified Judiciary	23,341,184	17,505,900	-	5,835,284
Judiciary - Court Appr. Fees	745,433	745,433	-	-
Judiciary - Adult and Juvenile Drug Courts	967,765	725,823	-	241,942
Judiciary- Mental Health Court	100,000	76,000	-	24,000
Judiciary- Merit Bonus Payments	1,125,256	1,125,256	-	-
Judiciary- Officer Salary Increases (P.L. 32-147)	944,147	171,663	-	772,484
Public Defender Services Corp	3,661,522	2,464,041	-	1,197,481
Public Defenders - Merit Bonus Payments	35,354	35,354	-	-
Office of Public Accountability	1,251,327	748,547	-	502,780
TOTAL	48,066,026	34,120,562	289,007	13,656,457

Government of Guam
Consolidated Revenue/Expenditure Report
General Fund
As of May 31, 2014

<u>EXPENDITURES & ENCUMBRANCES</u>	<u>APPROPRIATIONS ¹</u>	<u>EXPENDITURES ²</u>	<u>ENCUMBRANCES</u>	<u>FUNDS AVAILABLE</u>
MISCELLANEOUS APPROPRIATIONS				
Retirement (Health/Denial/Life Insurance)	19,678,759	16,072,657	-	3,606,102
Retirement (Medicare Premiums)	2,099,400	1,474,600	-	624,800
Retirement (Judges Annuities)	358,000	238,664	-	119,336
Retirement (Gov./L. Gov. Pensions)	251,000	167,336	-	83,664
DOA - Cost of Living Allowance	11,665,800	11,665,800	-	-
DOA - Supplemental Annuity Benefits Special Fund	9,660,000	7,375,000	-	2,285,000
Legislature - Capital District Fund	431,000	323,250	-	107,750
GPD - Guam Community Police Review Commission	150,000	-	-	150,000
DOA - GovGuam Competitive Wages Act of 2014	7,055,357	1,756,948	-	5,298,409
GMHA Pharmaceutical Fund	-	-	-	-
Superior Court Case VC1158-12 (P.L. 32-133)	25,000	25,000	-	-
TOTAL	51,374,316	39,099,255	-	12,275,061
CONTINUING APPROPRIATIONS				
Limited Obligation Bonds (Section 30) PL30-1 & PL 30-7)	5,483,978	5,483,978	-	-
GDOE Series 2010A JFK Project	5,131,013	5,621,503	-	(490,490)
General Obligation Bonds, 2009 Series A	21,532,898	17,493,444	-	4,039,454
BPT Tax Bonds, Series 2011A	5,974,007	5,974,006	-	1
BPT Tax Bonds, Series 2012B	2,623,024	2,623,024	-	1
BPT Tax Bonds, Series 2013C	2,306,800	1,813,150	-	493,650
TOTAL	43,051,720	39,009,104	-	4,042,616
GRAND TOTAL	593,057,480	400,500,682	13,039,867	179,516,931

Footnotes:

- ¹ Pursuant to PL 32-068 and other GF appropriations noted per DOA.
- ² Actual Cumulative preliminary numbers provided by DOA to exclude X & Z accounts
- ³ GMHA Pharmaceutical Fund is a set-aside amount per Public Law 32-068
- ⁴ Appropriation to the University of Guam per Public Law 31-276