



BUREAU OF BUDGET & MANAGEMENT RESEARCH

OFFICE OF THE GOVERNOR

Post Office Box 2950, Hagåtña Guam 96932

EDDIE BAZA CALVO
GOVERNOR

RAY TENORIO
LIEUTENANT GOVERNOR

JOSE S. CALVO
DIRECTOR

LESTER L. CARLSON, JR
DEPUTY DIRECTOR

OCT 20 2015

The Honorable Judith Won Pat
Speaker
I Mina'trentai Tres Na Liheslaturan Guåhan
Thirty-Third Guam Legislature
155 Hesler Place
Hagåtña, Guam 96910

Dear Speaker Won Pat:

Enclosed is the Consolidated Revenue/Expenditure Report for the period ending September 30, 2015. There are several statutes requiring monthly reports of revenues in addition to a report requiring both revenue and expenditure comparisons. In an effort to mitigate misunderstanding of the different amounts being reported, it was necessary to submit a "consolidated" report which contains all the comparative information pursuant to each of the statutory reporting requirements. In this format, it is evident that there are varying numbers due to the different "basis of comparison". It should be noted that the amounts reflected in this report are subject to internal audit and analysis and therefore are subject to change, which is the nature of these interim reports. However, it is submitted to meet compliance with each reporting mandate. It is important to note that the Department of Administration, Department of Revenue and Taxation and the Bureau of Budget and Management Research are continuing their efforts to improve the format, content and usefulness of this report.

Should you have any questions, please do not hesitate to call me.

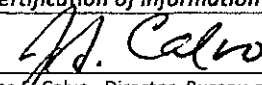
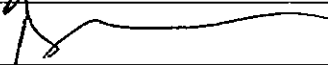
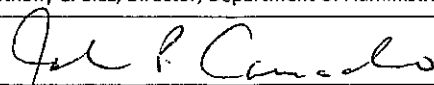
Sincerely,


JOSE S. CALVO

Enclosures

Office of the Speaker
Judith T. Won Pat, Ed.D

Date: 10-20-15
Time: 5:10 PM
Received By: [Signature]

<i>Certification of information contained in Enclosures subject to Note 1.</i>
 Jose S. Calvo, Director, Bureau of Budget and Management Research
 Anthony C. Blaz, Director, Department of Administration
 John P. Camacho, Director, Department of Revenue and Taxation

Government of Guam
Consolidated Revenue / Expenditure Report ¹
General Fund

		Combined Comparative Statement of Revenues MONTHLY ACTUAL Collection Comparison FY2015 and FY2014 For the Month Ending September			Combined Comparative Statement of Revenues YTD ACTUAL Collection Comparison FY2015 and FY2014 Twelve months ending September 2015		
		2015 September	2014 September	Increase (Decrease)	Fiscal Year 2015	Fiscal Year 2014	Increase (Decrease)
Income Taxes:							
Individual Corporation	\$	9,366,706	5,360,365	\$ 4,006,341	\$ 117,002,404	\$ 87,679,648	\$ 29,322,756
Withholding		20,306,267	19,392,924	913,343	117,822,903	121,548,278	(3,725,375)
		19,727,650	18,761,135	966,515	241,072,088	231,371,768	9,700,320
Income Taxes		49,400,623	43,514,423	5,886,200	475,897,396	440,599,694	35,297,702
Business privilege taxes:							
Gross Receipts Taxes	\$	28,410,494	17,873,903	10,536,591	226,978,045	225,918,921	1,059,123
Other Taxes:							
Use Tax		1,400,628	158,735	1,241,893	3,015,342	1,780,997	1,234,345
Business Privilege Taxes		29,811,122	18,032,639	11,778,483	229,993,386	227,699,918	2,293,468
Licenses, Fees & Penalties		240,551	219,226	21,225	5,095,766	5,019,911	75,855
Use of Money & Property		4,048	345,073	(341,025)	64,140	853,481	(789,340)
Federal Sources		7,149,812	20,728,489	(13,578,677)	74,232,239	80,202,862	(5,970,623)
Department Charges:							
Agriculture		249	151	98	3,174	65,784	(62,610)
Police & Corrections		10	0	10	100	60	40
Public Works		1,125	1,550	(425)	27,680	37,190	(9,510)
Public Health		560	560	0	9,291	6,150	3,141
Commerce		0	19,384	(19,384)	2,385	334,371	(331,986)
Other charges		139,332	(1,177,682)	1,317,014	1,155,433	1,240,616	(85,183)
Department Charges		141,276	(1,156,037)	1,297,313	1,198,063	1,684,171	(486,108)
TOTAL GENERAL FUND REVENUES	\$	86,747,432	\$ 81,683,914	\$ 5,063,519	\$ 786,480,991	\$ 756,060,037	\$ 30,420,954
PROVISION FOR TAX REFUNDS							
Budget (Provision per P.L. 32-181)		13,890,964	13,847,828	43,136	118,122,029	120,000,001	(1,877,972)

Footnotes

¹ Revenues are based on a modified accrual basis of accounting as determined by GASB 34. During the year, revenues are recognized on a cash basis, but at year end an accrual is made in accordance with GASB 33.

² Estimates are recorded for the provision for 2014 Refunds & Section 30 is prorated for 12 months.

Note 1: Data contained herein are subject to change, as additional reconciliations are performed.

Government of Guam
Consolidated Revenue / Expenditure Report ¹
General Fund

MONTHLY ADOPTED REVENUE ALLOCATED VS. MONTHLY ACTUAL REVENUE
For the Month Ending September
Pursuant to 5 GCA, Ch 4, §4109(c)(3) [Due no later than 20 days after month-end]

	FY 2015 Adopted Revenues Allocated for the Month September	FY 2015 Actual Collections For the Month September	Favorable (Unfavorable)	FY 2015 Adopted Revenues Allocated for the Quarter ³	FY 2015 Actual Collections for the Quarter	Favorable Increase (Decrease)
Income Taxes						
Individual	\$ 7,525,206	\$ 9,366,706	\$ 1,841,498	13,286,879.00	22,833,315.33	9,546,436.33
Corporation	24,489,968	20,306,267	(4,182,801)	32,602,652.00	32,124,107.78	(478,544.22)
Withholding	21,400,589	19,727,650	(1,672,939)	61,936,213.00	59,210,312.19	(2,726,000.81)
Total	\$3,414,865	49,400,623	(4,014,242)	107,825,844.00	114,167,735.30	6,341,891.30
Business privilege taxes	24,387,396	23,410,494	(976,902)	65,761,025.00	64,346,936.45	(1,414,088.55)
Gross Receipts Taxes	0					
Other Taxes	159,763	1,400,628	1,240,865	564,015.00	1,504,930.89	940,915.89
Use Tax	24,547,159	29,811,122	5,263,963	66,325,044.00	65,851,867.34	(473,176.66)
Business Privilege Taxes	135,583	240,551	104,968	935,338.00	817,777.15	(117,560.85)
Licenses, Fees & Penalties	211,832	4,048	(207,784)	225,557.00	55,072.92	(170,484.08)
Use of Money & Property	5,706,421	7,149,812	1,443,391	17,070,062.00	19,116,253.29	2,046,191.29
Federal Sources	(28)	249	277	525.02	1,019.00	493.98
Department Charges	0	10	10	8.34	40.00	31.66
Agriculture	(287)	1,125	1,412	4,661.64	5,900.00	1,238.36
Police & Corrections	(104)	560	664	1,084.09	1,925.00	840.91
Public Works	(3,592)	0	(3,592)	47,224.24	-	(47,224.24)
Public Health	218,205	139,232	(78,973)	624,278.67	481,954.13	(142,324.54)
Commerce	214,195	1,412.76	(212,782.24)	677,782.00	490,838.13	(186,943.87)
Other charges						
Department Charges						
TOTAL GENERAL FUND REVENUES	\$ 84,230,055	\$ 86,747,432	\$ 2,517,377	\$ 198,059,627.00	\$ 200,499,544.13	\$ 2,439,917.13

¹ Revenues are based on a modified accrual basis of accounting as determined by GASB 31. During this year, revenues are recognized on a cash basis, but at year end an accrual is made to accordance with GASB 31.

² This information will be updated in the quarter ending

³ Based on Adopted Revenues allocated per P.L. 32-191, Chapter 1, section 4(a)

Note 1: Data contained herein are subject to change, as additional reconciliations are performed.

Government of Guam
Consolidated Revenue / Expenditure Report³
General Fund

	YTD ADOPTED REVENUES ALLOCATED vs. YTD ACTUAL COLLECTIONS		FY2015 ADOPTEED REVENUES vs. PROJECTED REVENUES TO YEAR END		
	Twelve Months Ending September 2015		Pursuant to SGCA, Ch. 13 §1106(1) [due not later than 20 days after month-end]; SGCA, Ch. 4 §4109(3) [due no later than 20 days after month-end]; and P.L. 32-233, Ch. XIII §7 [due no later than 30 days after month-end]		
	FY2015 Adopted Revenues for the Cumulative Period ⁴	FY2015 Actual Revenues for the Cumulative Period	FY2015 Adopted Revenues (Full Year Projection) ⁵	FY2015 Revenue Tracking	
				Favorable Increase (Decrease)	
Income Taxes	\$ 38,538,982	\$ 117,002,404	\$ 85,538,982	\$ 117,002,404	\$ 28,463,422
Individual Corporation	126,537,880	117,822,903	126,537,880	117,822,903	(8,714,977)
Withholding	239,137,272	241,072,088	239,137,272	241,072,088	1,934,816
Income Taxes	484,214,134	478,897,396	484,214,134	478,897,396	21,683,262
Business privilege taxes					
Gross Receipts Taxes	247,298,658	226,978,045	247,298,658	226,978,045	(20,320,613)
Other Taxes					
Use Tax	1,991,111	3,015,342	1,991,111	3,015,342	1,024,231
Business Privilege Taxes	249,289,769	229,993,386	249,289,769	229,993,386	(19,296,383)
Licenses, Fees & Penalties	4,998,978	5,095,766	4,998,978	5,095,766	96,788
Use of Money & Property	347,371	64,140	347,371	64,140	(283,231)
Federal Sources	68,006,761	74,252,239	68,006,761	68,732,239	725,478
Department Charges					
Agriculture	61,098	3,174	61,098	3,174	(57,924)
Police & Corrections	47	100	47	100	53
Public Works	30,410	27,630	30,410	27,630	(2,780)
Public Health	4,603	9,291	4,603	9,291	4,688
Commerce	285,699	2,335	285,699	2,335	(283,364)
Other charges	1,320,266	1,155,433	1,320,266	1,155,433	(664,863)
Department Charges	2,202,259	1,198,063	2,202,259	1,198,063	(1,004,196)
TOTAL GENERAL FUND REVENUES	\$ 779,059,272	\$ 786,480,991	\$ 779,059,272	\$ 780,980,991	\$ 1,921,719
					0.25%

Footnotes

1 Revenues are based on a modified accrual basis of accounting as determined by GASB 34. During the year, revenues are recognized on a cash basis, but at year end an accrual is made in accordance with GASB 33.

2 Based on Adopted Revenues allocated per P.L. 32-181, Chapter 1, section 4(a)

3 Based on Adopted Revenues allocated per P.L. 32-181, Chapter 1, section 4(a)

Note 1 Data contained herein are subject to change, as additional reconciliations are performed

Government of Guam
Consolidated Revenue/Expenditure Report
General Fund
As of September 30, 2015

(Pursuant to §4109 (c) (3) of Title 5 GCA)
 General Fund

<u>EXPENDITURES & ENCUMBRANCES</u>	<u>APPROPRIATIONS ^{1/}</u>	<u>EXPENDITURES ^{2/}</u>	<u>ENCUMBRANCES</u>	<u>FUNDS AVAILABLE</u>
GENERAL GOVERNMENT				
Office of I Maga'lahaen Guahan	5,928,978	6,881,572	76,278	(1,028,871)
Office of I Segundu Na Maga'lahaen Guahan	888,422	1,093,809	13,708	(219,095)
Bureau of Budget & Management Research	1,263,738	1,225,266	-	38,472
Civil Service Commission	887,437	859,411	8,903	19,123
Department of Administration (DOA)	7,019,834	7,353,160	224,758	(558,085)
DOA - Support of Child in Custody - 19 GCA §5116	675,386	684,052	-	(8,666)
DOA - Residential Treatment Fund	1,600,000	1,528,444	-	71,556
DOA - Government Claims Fund	250,000	73,236	-	176,764
DOA - Government Annual Single Audit	377,000	401,000	-	(24,000)
DOA - Office of Technology	2,889,911	1,524,977	905,684	459,250
Public Works (DPW)	6,980,934	6,453,715	243,545	283,674
DPW - Demolition of Tagachang Beach Park Pavilion	14,400	14,400	-	-
Department of Revenue & Taxation	9,766,374	8,935,513	709,369	121,492
Department of Land Management	334,012	334,012	-	-
Guam Ancestral Lands Commission	116,182	112,924	640	2,618
Chamorro Land Trust Commission	-	-	-	-
Office of Veterans Affairs	619,379	547,234	30,736	41,410
TOTAL	39,611,987	38,022,724	2,213,620	(624,357)
PROTECTION OF LIFE & PROPERTY				
Department of Corrections (DOC)	22,303,502	21,121,350	608,307	573,846
DOC - Cost of Care & Custody of Prisoners in Federal Facilities	701,000	448,050	-	252,950
DOC - Cost Sharing- CJ Information System Integration Project	-	-	-	-
Department of Youth Affairs (DYA)	5,800,001	5,380,849	192,271	226,881
DYA - Runaway, Homeless or Victims of Abuse	321,556	272,069	49,487	-
Guam Fire Department	33,546,443	33,406,249	191,439	(51,244)
Guam Police Department (GPD)	32,989,926	31,508,555	639,754	841,617
GPD - Cost Sharing- CJ Information System Integration Project	-	-	-	-
Chief Medical Examiner	419,196	412,146	1,676	5,374
Guam Environmental Protection Agency	-	-	-	-
Guam Energy Office	100,000	-	-	100,000
Customs and Quarantine	-	-	-	-
Office of Civil Defense	-	-	-	-
TOTAL	96,181,624	92,549,267	1,682,933	1,949,424

Note 1: Data continued herein are subject to change, as additional reconciliations are performed.

Government of Guam
Consolidated Revenue/Expenditure Report
General Fund
As of September 30, 2015

	<u>EXPENDITURES & ENCUMBRANCES</u>	<u>APPROPRIATIONS ^{1/}</u>	<u>EXPENDITURES ^{2/}</u>	<u>ENCUMBRANCES</u>	<u>FUNDS AVAILABLE</u>
PUBLIC HEALTH					
Department of Public Health & Social Services (DPHSS)		7,586,667	5,683,961	1,030,263	872,443
DPHSS - MIP/MIPPR Program		10,855,159	10,651,660	-	203,499
DPHSS - Medicaid Program		22,974,264	21,994,450	-	979,814
DPHSS - Children's Health Insurance Program		2,524,863	2,324,863	-	200,000
DPHSS - Division of Senior Citizens Programs		9,224,244	7,887,005	703,089	634,150
DPHSS - Foster Care Program		2,251,759	1,826,254	142,160	283,345
DPHSS - Public Assistance Program		1,939,083	1,779,381	-	159,702
DPHSS - Enhanced Allotment Plan		618,982	613,004	-	5,978
DPHSS - Office of Minority Health		120,619	102,599	9,926	8,094
DPHSS - Preschool Program for 4-Year Old Children		-	-	-	-
DPHSS - Macheche Senior Center per P.L. 33-53		50,900	-	-	50,900
Guam Behavioral Health and Wellness Center (GBHWC)		16,522,896	12,937,244	525,502	3,060,150
GBHWC - Detoxication, Rehabilitation, and Prevention Services		1,200,000	1,183,121	16,879	0
Guam Memorial Hospital Authority (GMHA)		6,335,160	6,335,160	-	-
GMHA - Competitive Wage Act of 2014 Retroactive Payment		1,532,631	1,532,631	-	-
TOTAL		83,737,227	74,851,334	2,427,818	6,458,075
PUBLIC EDUCATION					
Department of Education Operations (DOE)		197,043,046	196,967,007	-	76,039
DOE - Chamoru Studies Division		401,207	401,207	-	-
DOE - Y Kuenian Salappe Prinsipat		1,081,000	1,081,000	-	-
DOE - Textbooks		1,500,000	1,295,238	-	204,763
University of Guam Operations (UOG)		29,692,924	29,692,924	-	-
UOG - Scholarships (SSFAP)		3,599,358	3,599,358	-	-
UOG - Aquaculture Development and Training Center		125,254	125,254	-	-
UOG - WERI (Guam Hydrologic Survey)		182,694	182,694	-	-
UOG - WERI (Water Resource Monitoring)		155,626	155,626	-	-
UOG - Northern & Southern Soil & Water Conservation District Programs		149,384	149,384	-	-
UOG - KPRG Operations		89,467	89,467	-	-
UOG - Competitive Wage Act of 2014 Salary Adjustment		186,957	-	-	186,957
Guam Community College Operations (GCC)		16,376,571	16,376,571	-	-
GCC - Licensed Practical Nursing & Vocational Guidance Programs		782,570	782,570	-	-
GCC - Apprenticeship Program		1,132,850	1,132,850	-	-
GCC - Competitive Wage Act of 2014 Salary Adjustment		210,511	-	-	210,511
Guam Commission for Educator Certification		258,041	221,665	4,208	32,168
TOTAL		252,967,460	252,252,814	4,208	710,438

Note 1: Data continued herein are subject to change, as additional reconciliations are performed.

Government of Guam
Consolidated Revenue/Expenditure Report
General Fund
As of September 30, 2015

<u>EXPENDITURES & ENCUMBRANCES</u>	<u>APPROPRIATIONS ^{1/}</u>	<u>EXPENDITURES ^{2/}</u>	<u>ENCUMBRANCES</u>	<u>FUNDS AVAILABLE</u>
COMMUNITY SERVICES				
Dept. of Integ. Services for Indiv. With Disabilities (DISID)	1,245,705	999,003	1,828	244,874
TOTAL	1,245,705	999,003	1,828	244,874
RECREATION				
Department of Parks & Recreation	3,429,943	3,169,826	34,726	225,391
TOTAL	3,429,943	3,169,826	34,726	225,391
INDIVIDUAL & COLLECTIVE RIGHTS				
Commission on Decolonization	316,575	247,243	5,392	63,940
Department of Chamorro Affairs (DCA)	993,300	943,818	13,113	36,369
DCA - Guam Public Library	1,221,589	1,077,069	52,650	91,870
DCA - Guam Educational Telecommunications Corp. (PBS Guam)	611,826	616,145	6,500	(10,819)
Guam Council on the Arts and Humanities	291,500	286,333	-	25,167
Department of Labor (DOL)	1,151,627	1,193,107	8,601	(50,081)
DOL - Worker's Compensation Fund	798,593	579,197	-	219,396
DOL - Guam Registered Apprentice Program	113,020	73,735	-	39,285
Military Affairs	865,630	588,291	2,897	274,462
Guam Election Commission	1,382,852	1,271,490	14,380	96,981
TOTAL	7,746,532	6,856,430	103,533	786,569
ECONOMIC DEVELOPMENT				
Bureau of Statistics & Plans	1,204,622	1,103,023	620	100,980
Department of Agriculture - DOAG	3,052,435	2,826,426	29,631	196,378
DOAG - Animal Shelter (GAIN)	94,955	40,356	40,356	14,243
DOAG - Competitive Limited Term of Eight (8) Forestry Aide Positions	324,289	202,223	-	122,066
Guam Visitors Bureau	-	-	-	-
TOTAL	4,676,301	4,172,028	70,607	433,666
JUDICIAL/LEGISLATIVE/OTHERS				
Unified Judiciary Operations	31,311,437	31,311,437	-	-
Judiciary - Court Appointed Fees	-	-	-	-
Judiciary - Adult and Juvenile Drug Courts	-	-	-	-
Judiciary - Family Visitation Center	-	-	-	-
Judiciary - Competitive Wage Act of 2014 Salary Adjustment	392,015	392,015	-	-
Guam Legislature	7,770,564	7,770,564	-	-
Guam Legislature - Office of Finance and Budget	340,863	340,863	-	-
Office of the Attorney General (OAG)	14,574,603	12,054,949	885,080	1,634,574

Note 1: Data continued herein are subject to change, as additional reconciliations are performed.

Government of Guam
Consolidated Revenue/Expenditure Report
General Fund
As of September 30, 2015

<u>EXPENDITURES & ENCUMBRANCES</u>	<u>APPROPRIATIONS ^{1/}</u>	<u>EXPENDITURES ^{2/}</u>	<u>ENCUMBRANCES</u>	<u>FUNDS AVAILABLE</u>
JUDICIAL/LEGISLATIVE/OTHERS (CONTINUED)				
OAG - Prosecution Division Vacancies	317,665	23,478	-	294,187
OAG - Victims Witness Ayuda Services Program	75,466	51,938	-	23,528
OAG - Cost Sharing- CJ Information System Integration Project	-	-	-	-
Public Defender Services Corporation (PDS)	4,723,517	4,723,517	-	-
PDS - Law Enforcement Retroactive Payment	-	-	-	-
PDS - Competitive Wage Act of 2014 Salary Adjustment	163,805	163,805	-	-
Mayor's Council of Guam (MCOG)	5,962,533	5,974,684	-	(12,151)
MCOG - Grounds Maintenance for Schools	419,093	-	-	419,093
MCOG - Public Safety & Social Education	416,860	190,247	79,507	147,107
Office of Public Accountability	1,362,493	1,140,385	-	222,108
TOTAL JUDICIAL/LEGISLATIVE/OTHERS	67,830,914	64,137,882	964,587	2,728,445
MISCELLANEOUS APPROPRIATIONS				
Government of Guam Retirement Fund (GGRF) - Medicare Premiums	1,925,000	1,925,000	-	-
GGRF - Governor/Lieutenant Governor Pensions	251,000	251,000	-	-
GGRF - Judges Annuities	358,000	358,000	-	-
GGRF - Health/Dental/Life Insurance	14,287,310	14,287,310	-	-
DOA - Supplemental Annuity Benefits Special Fund	9,460,000	8,906,423	-	553,577
DOA - Cost of Living Allowance	12,977,334	13,164,000	-	(186,666)
DOA - Competitive Wage Act of 2014 Salary Adjustment - Executive Depts.	1,534,484	1,534,484	-	-
DOA - Law Enforcement Retroactive Payment	8,650,000	8,650,000	-	-
Judiciary - Law Enforcement Retroactive Payment	1,350,000	1,350,000	-	-
Legislature - Capital District Fund	330,965	330,965	-	-
Executive Branch Department/Agency Vacancies Cost Pool	535,449	-	-	535,449
Public Safety Vacancy Cost Pool	625,873	-	-	625,873
DOC - Electronic Locking System per P.L. 33-01	1,700,000	-	-	1,700,000
DOAG - Crop Damages from Typhoon Halong	400,000	387,433	-	12,567
Typhoon Vongfong	250,000	442,936	5,907	(198,844)
Tropical Storm Bavi	250,000	146,004	96	103,900
Typhoon Dolphin	250,000	163,147	18,454	68,399
Typhoon Dolphin Supplement	250,000	160	200,840	49,000
Tropical Storm Goni	250,000	-	-	250,000
GMHA Pharmaceutical Fund	-	-	-	-
TOTAL	55,635,415	51,896,862	225,298	3,513,256

Note 1: Data continued herein are subject to change, as additional reconciliations are performed.

Government of Guam
Consolidated Revenue/Expenditure Report
General Fund
As of September 30, 2015

<u>EXPENDITURES & ENCUMBRANCES</u>	<u>APPROPRIATIONS ^{/1}</u>	<u>EXPENDITURES ^{/2}</u>	<u>ENCUMBRANCES</u>	<u>FUNDS AVAILABLE</u>
CONTINUING APPROPRIATIONS				
GDOE Series 2010A JFK Project	5,131,013	5,131,013	-	-
General Obligation Bonds, Series 2009 A	21,174,012	21,417,381	-	(243,369)
Limited Obligation Bonds (Section 30)	3,691,564	15,669,956	-	(11,978,392) ^{5/}
BPT Tax Bonds, Series 2011A	11,948,013	11,948,013	-	1
BPT Tax Bonds, Series 2012B	5,246,047	5,246,046	-	1
BPT Tax Bonds, Series 2013C	2,791,054	2,791,052	-	2
TOTAL	49,981,703	62,203,461	-	(12,221,758)
GRAND TOTAL	663,044,811	651,111,630	7,729,158	4,204,023

Footnotes:

- ^{/1} Pursuant to P.L. 32-181 and other GF appropriations noted per DOA. Does not include appropriations from "revenues in excess of FY 2015 projections of General Fund".
- ^{/2} Actual Cumulative preliminary numbers provided by DOA to exclude X & Z accounts
- ^{/3} Appropriated from Section 30 Funds per P.L. 32-181
- ^{/4} Funded by DPHSS Director's Office Appropriation
- ^{/5} Funding transferred from the Solid Waste Operations Fund to the General Fund (\$11,978,392)

Note 1: Data continued herein are subject to change, as additional reconciliations are performed.