



BUREAU OF BUDGET & MANAGEMENT RESEARCH

OFFICE OF THE GOVERNOR
Post Office Box 2950, Hagåtña Guam 96932

EDDIE BAZA CALVO
GOVERNOR

BENITA A. MANGLONA
DIRECTOR

RAY TENORIO
LIEUTENANT GOVERNOR

STEPHEN J. GUERRERO
DEPUTY DIRECTOR

JUL 20 2011

The Honorable Judith Won Pat
Speaker
I Mina'Trentai Unu Na Liheslaturan Guåhan
Thirty-First Guam Legislature
155 Hesler Place
Hagåtña, Guam 96910

July 20, 2011

Dear Speaker Won Pat:

Enclosed is the Consolidated Revenue/Expenditure Report for the period ending June 30, 2011. There are several statutes requiring monthly reports of revenues in addition to a report requiring both revenue and expenditure comparisons. In an effort to mitigate misunderstanding of the different amounts being reported, it was necessary to submit a "consolidated" report which contains all the comparative information pursuant to each of the statutory reporting requirements. In this format, it is evident that there are varying numbers due to the different "basis of comparison". It should be noted that the amounts reflected in this report are subject to internal audit and analysis and therefore are subject to change, which is the nature of these interim reports. However, it is submitted to meet compliance with each reporting mandate. It is important to note that the Department of Administration, Department of Revenue and Taxation and the Bureau of Budget and Management Research are continuing their efforts to improve the format, content and usefulness of this report.


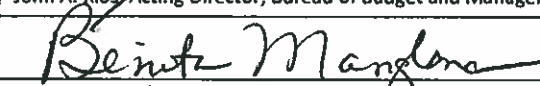

Should you have any questions, please do not hesitate to call me.

Sincerely,


JOHN A. RIOS
ACTING
Enclosures

Office of the Speaker
Judith T. Won Pat, Ed. D.

Date 7/20/11
Time 7:50 PM
Received by [Signature]

Certification of information contained in Enclosures subject to Note 1.
 John A. Rios, Acting Director, Bureau of Budget and Management Research
 Benita A. Manglona, Acting Director, Department of Administration
 John P. Camacho, Director, Department of Revenue and Taxation

**Government Of Guam
Consolidated Revenue / Expenditure Report ^{1/1}
General Fund**

**Combined Comparative Statement of Revenues
MONTHLY ACTUAL Collection Comparison FY2011 and FY2010
For the Month Ending June 30.**

**Combined Comparative Statement of Revenues
YTD ACTUAL Collection Comparison FY2011 and FY2010
Nine Months Ending June 30.**

	June, 2011	June, 2010	Increase (Decrease)	Fiscal Year 2011	Fiscal Year 2010	Increase (Decrease)
Income taxes:						
Individual Corporation	\$ 4,161,342	\$ 5,583,935	\$(1,422,593)	\$ 55,429,451	\$ 65,916,159	\$(10,486,709)
Withholding	17,172,062	15,319,682	1,852,380	80,541,119	68,425,864	12,115,256
Withholding - COLA	16,645,668	14,885,350	1,760,318	138,260,950	114,946,849	23,314,101
Interest & penalties	1,572	13,617	(12,044)	124,932	80,282	44,720
Income Taxes	367,614	579,081	(211,467)	5,001,602	3,220,852	1,780,750
Business privilege taxes:	38,348,257	36,361,664	1,986,594	279,358,054	252,589,936	26,768,118
Gross Receipts Taxes	16,202,303	15,704,857	497,446	148,488,271	137,789,530	10,698,740
Other Taxes:	25,275	14,450	10,825	26,123	14,925	11,198
Admissions tax	309,968	322,770	(12,803)	2,443,740	2,340,444	103,296
Business Privilege Taxes	16,537,545	16,042,077	495,468	150,958,136	140,144,899	10,813,235
Licenses, Fees & Permits	2,955,271	2,746,532	208,745	3,902,000	3,598,670	303,330
Use of Money & Property	(141,289)	419,474	\$(560,763)	87,919	815,616	\$(727,697)
Federal Sources:						
Section 30	3,863,114	3,252,344	610,770	34,768,026	29,271,096	5,496,930
Immigration fees	179,600	133,200	46,400	1,464,930	1,267,375	197,555
Recovery from Individuals	0	0	0	0	522	(522)
Child Support AFDC Local Share	0	0	0	155,602	144,823	10,778
Federal Sources	4,042,714	3,385,544	657,170	36,388,558	30,683,816	5,704,742
Department Charges:						
Agriculture	227	174	53	3,098	1,585	1,513
Police & corrections	10	5	5	55	75	(20)
Public works	1,050	3,315	(2,265)	12,425	239,628	(227,203)
Public health	13,649	12,895	754	103,332	116,824	(13,492)
Commerce	21,053	10,686	10,367	260,650	216,061	44,589
Other charges	213,080	166,774	46,306	644,576	664,923	(20,347)
Department Charges	249,069	193,849	55,220	1,024,136	1,239,096	(214,960)
TOTAL GENERAL FUND REVENUES	\$ 61,991,573	\$ 59,169,139	\$ 2,822,434	\$ 471,718,802	\$ 429,072,034	\$ 42,646,768
Budget (Provision per P.L. 30-196) ^{2/}	\$ 9,787,146	\$ 13,131,996	\$(3,344,850)	\$ 77,524,220	\$ 104,019,190	\$(26,494,970)
DRT Estimated (Subject to change and to be recorded on DOA books)	\$ 11,453,933	\$ 13,131,996	\$(1,688,203)	\$ 90,646,844	\$ 104,019,190	\$(13,372,346)
		PROVISION FOR TAX REFUNDS				
		\$ 2,822,434				

^{1/1} Revenues are based on a modified accrual basis. During the year, revenues are recognized on a cash basis, but at year end an accrual is made in accordance with GASB 33.

^{2/} Estimates are recorded for the provision for 2011 Refunds & Section 30 is provided for 12 months.

Government Of Guam
Consolidated Revenue / Expenditure Report ^{1/}
General Fund

	MONTHLY ADOPTED Revenue Allocated vs. MONTHLY ACTUAL Revenue				QUARTERLY ADOPTED Revenue Allocated vs. QUARTERLY ACTUAL Revenue			
	For the Month Ended June 30, 2011.		For the 3rd Quarter of the Fiscal Year		Pursuant to 5 GCA, Ch. 4, §4109(c)(3) [due no later than 20 days after month-end]		Pursuant to 5 GCA, Ch. 4, §4109(d) [due 30 days after the close of each quarter] ^{3/}	
	FY2011 Adopted Revenues Allocated for the Month ^{4/}	FY2011 Actual Collections for the Month	Favorable (Unfavorable)	FY2011 Adopted Revenues Allocated for the Quarter ^{4/}	FY2011 Actual Collections for the Quarter	Favorable (Unfavorable)		
Income taxes:								
Individual Corporation	\$ 8,495,257	\$ 4,161,342	\$ (4,333,915)	\$ 60,136,933	\$ 29,027,731	\$ (31,109,202)		
Withholding	12,761,789	17,172,062	4,410,273	27,065,964	30,568,409	3,502,445		
Withholding - COLA	17,765,506	16,645,668	(1,119,839)	48,775,905	47,935,577	(840,328)		
Interest & penalties	0	1,572	1,572	0	50,900	50,900		
	0	367,614	367,614	0	1,615,825	1,615,825		
Income Taxes	39,022,552	38,348,257	(674,295)	135,978,803	109,198,442	(26,780,361)		
Business privilege taxes:								
Gross Receipts Taxes	17,261,251	16,202,303	(1,058,948)	50,535,068	47,351,254	(3,183,814)		
Other Taxes:								
Admissions tax	0	25,275	25,275	0	26,017	26,017		
Use tax	264,274	309,968	45,693	824,049	815,199	(8,850)		
Business Privilege Taxes	17,525,526	16,537,545	(987,980)	51,359,117	48,192,470	(3,166,647)		
Licenses, Fees & Permits	4,009,229	2,955,277	(1,054,252)	4,356,446	3,213,458	(1,142,988)		
Use of Money & Property	247,213	(141,289)	(388,502)	792,807	(519,883)	(1,312,689)		
Federal Sources:								
Section 30	3,852,467	3,863,114	10,647	11,557,401	11,589,342	31,941		
Immigration fees	111,867	179,600	67,733	344,305	499,440	155,135		
Recovery from Individuals	0	0	0	0	0	0		
Child Support AFDC Local Share	31,518	0	(31,518)	65,463	66,001	538		
Federal Sources	3,995,851	4,042,714	46,863	11,967,169	12,154,783	187,614		
Department Charges:								
Agriculture	472	227	(245)	1,005	948	(57)		
Police & corrections	64	10	(54)	134	30	(104)		
Public works	10,639	1,050	(9,589)	34,540	6,975	(27,565)		
Public health	30,527	13,649	(16,878)	65,203	34,129	(31,074)		
Commerce	46,060	21,053	(25,007)	109,761	77,177	(32,584)		
Other charges	174,744	213,080	38,336	407,459	304,700	(102,758)		
Department Charges	262,506	249,069	(13,437)	618,101	423,959	(194,142)		
TOTAL GENERAL FUND REVENUES	\$ 65,063,177	\$ 61,991,573	\$ (3,071,604)	\$ 205,072,442	\$ 172,663,229	\$ (32,409,213)		

Note 1: Data contained herein are subject to change, as additional reconciliations are performed and obtained that substantiates the correct presentation of the underlying revenue transactions.

^{1/} Revenues are based on a modified accrual basis of accounting as determined in GASB 34. During the year, revenues are recognized on a cash basis, but at year-end an accrual is made in accordance with GASB 31.

^{2/} This information is for the 3rd Quarter and will be updated in the quarter ending 9/30/2011.

^{4/} Based on Adopted Revenues allocated per P.L. 30-196, Chapter 1, Section 6(b)(2).

**Government Of Guam
Consolidated Revenue / Expenditure Report^{1/1}
General Fund**

	YTD ADOPTED Revenues Allocated vs. YTD ACTUAL Collections Ending Nine Months Ending June 30, 2011. Pursuant to 5GCA Ch. 4 §4109(c)(3) [due 20 days after month-end]				FY2011 ADOPTED Revenues vs. PROJECTED Revenues to Year End Pursuant to 2GCA, Ch. 13, §13109(a)(1) [due no later than 30 days after month-end], 5GCA, Ch. 4, §4109(c)(3) [due no later than 20 days after month-end], and P.L. 30-196, Ch. XIII, §5 [due no later than 30 days after month-end]			
	FY2011 Adopted Revenues for the Cumulative Period ^{4/5}	FY2011 Actual Revenues for the Cumulative Period	Favorable (Unfavorable)		FY2011 Adopted Revenues (Full Year Projection) ^{7/}	FY2011 Revenue Tracking	Favorable (Unfavorable)	
Income taxes:								
Individual Corporation	\$ 91,782,980	\$ 55,429,451	\$ (36,353,529)	\$ 107,455,121	\$ 65,606,180	\$ (41,848,941)	\$ 105,906,187	\$ 10,667,319
Withholding	69,804,008	80,541,119	10,737,111	95,238,868	188,714,052	193,181,658	124,932	4,467,606
Withholding - COLA	143,363,687	138,260,950	(5,102,736)	188,714,052	0	0	0	0
Interest & penalties	0	124,932	124,932	0	0	0	0	0
	0	5,001,602	5,001,602	0	0	0	0	0
Income Taxes	304,950,675	279,358,054	(25,592,620)	391,408,041	364,694,025	(26,714,016)		
Business privilege taxes:								
Gross Receipts Taxes	150,295,961	148,488,271	(1,807,691)	202,375,945	199,916,819	(2,459,126)		
Other Taxes:	0							
Admissions tax	2,445,007	26,123	2,418,884	3,162,792	3,417,616	254,824		
Use tax	152,740,968	2,443,740	(1,297,228)	205,738,737	203,334,434	(2,404,303)		
Business Privilege Taxes	5,242,893	3,902,000	(1,340,893)	6,987,481	5,200,402	(1,787,079)		
Licenses, Fees & Permits	1,746,394	87,919	(1,658,474)	3,539,513	126,703	(3,402,810)		
Federal Sources:								
Section 30 ^{5/}	34,672,204	34,768,026	95,822					
Immigration fees	1,056,359	1,464,930	408,571					
Recovery from Individuals	0	0	0					
Child Support AFDC Local Share	146,204	155,602	9,398					
Federal Sources	35,874,767	36,388,558	513,791	47,978,403	48,567,585	589,182		
Department Charges:								
Agriculture	2,956	3,098	142					
Police & corrections	397	55	(342)					
Public works	208,165	12,425	(195,740)					
Public health	169,008	103,332	(65,676)					
Commerce	256,322	260,650	4,328					
Other charges	856,837	644,576	(212,261)					
Department Charges	1,493,685	1,024,136	(469,549)	2,259,952	1,548,980	(710,972)		
TOTAL GENERAL FUND REVENUES	\$ 502,049,382	\$ 471,718,802	\$ (30,330,580)	\$ 657,902,127	\$ 623,472,129	\$ (34,429,998)		
Zedobes:			-6.04%			-5.23%		

^{1/1} Revenues are based on a modified accrual basis. During the year, revenues are recognized on a cash basis, but at year end an accrual is made in accordance with GASB 33.
^{3/3} Section 30 is presented for 12 months.

^{4/6} Based on Adopted Revenues allocated per P.L. 30-196, Chapter I, Section 4(f)(2)
^{7/7} Based on Adopted Revenues P.L. 30-196, Chapter I, Section 2.

Note 1: Data contained herein are subject to change, as additional reconciliations are performed and obtained that substantiates the correct presentation of the underlying revenue transactions.

**Government of Guam
Consolidated Revenue/Expenditure Report
General Fund
As of June 30, 2011**

(Pursuant to §4109 (c) (3) of Title 5 GCA)
General Fund

	EXPENDITURES & ENCUMBRANCES			FUNDS AVAILABLE
	EXECUTIVE DIRECTION	APPROPRIATIONS ^{1/}	EXPENDITURES ^{2/}	ENCUMBRANCES
Office of I Magalahen Guahan	4,046,322	3,360,639	180,683	505,000
I Segundu Na Magalahen Guahan	856,340	762,853	10,984	82,494
Bureau of Budget & Management Research	271,486	221,638	9,041	40,807
Civil Service Commission	803,664	525,023	32,197	246,444
Bureau of Statistics & Plans	1,163,186	835,772	8,060	319,354
Military Affairs	657,699	422,541	203	234,956
Public Works	8,292,225	6,484,607	55,618	1,752,000
Department of Land Management	1,138,735	658,468	60,585	419,682
Guam Election Commission	209,132	160,198	5,094	43,840
Commission on Decolonization	329,956	215,561	18,685	95,710
Ancestral Lands Commission	742,762	457,387	262,494	22,881
Department of Veterans Affairs	18,511,497	14,104,687	643,644	3,763,167
Medical Referral Offices				
TOTAL				
	18,511,497	14,104,687	643,644	3,763,167
PUBLIC SAFETY				
Guam Police Department	24,029,815	17,184,489	139,725	6,705,601
Guam Fire Department	23,980,430	20,197,456	164,754	3,618,220
Corrections	19,096,905	12,401,411	234,050	6,461,444
Youth Affairs	4,199,199	2,688,084	242,618	1,268,497
Chief Medical Examiner	399,049	288,524	30,512	80,014
TOTAL	71,705,398	52,759,964	811,659	18,133,775
HOMELAND SECURITY				
Customs and Quarantine				
Civil Defense				
TOTAL				
HEALTH				
Dept. of Public Health & Social Services	14,843,567	9,044,565	3,050,312	2,748,690
MIP/Medicaid Program (DPH&SS)	29,303,585	20,032,438	24,470	9,246,677
Public Assistance Programs (DPH&SS)	2,166,418	1,624,342	-	542,076
Dept. of Public Health & Social Services Community Health Centers				
Catastrophic Illness Asst. Program (DPH&SS)				

Note 1. Data contained herein are subject to change as additional reconciliations are performed and obtained that substantiates the correct presentation of the underlying revenue and expenditure transactions.

**Government of Guam
Consolidated Revenue/Expenditure Report
General Fund
As of June 30, 2011**

	<u>EXPENDITURES & ENCUMBRANCES</u>	<u>APPROPRIATIONS ^{1/}</u>	<u>EXPENDITURES ^{2/}</u>	<u>ENCUMBRANCES</u>	<u>FUNDS AVAILABLE</u>
EDUCATION					
Mental Health and Substance Abuse	6,859,118	5,591,402	459,761	807,955	
Mental Health and Substance Abuse Outsourcing Services Providing Drug & Alcohol Detoxication, Rehab & Prevention	883,200	476,329	406,871		
Mental Health and Substance Abuse New I Panaguan-Ta Wapapound Care Teams	361,665	149,610			212,055
Dept. of Integ. Services for Indiv. With Dis.	1,202,105	499,244	73,481		629,380
TOTAL	<u>55,619,658</u>	<u>37,417,930</u>	<u>4,014,895</u>	<u>14,186,833</u>	
EDUCATION					
Department of Education Operations	160,065,643	117,314,716	-	42,750,927	
Department of Education Textbooks	2,000,000	666,668	-	1,333,332	
Department of Education Office of the Education Surinhanu	179,547	101,692	394	77,462	
University of Guam	26,957,264	20,523,915	-	6,433,349	
UOG Scholarships (SSFAP)	2,550,670	1,913,004	-	637,666	
A.C. Yamashita Ed. Corps.	1,238,127	928,593	-	309,534	
Guam Community College	12,775,041	9,411,870	-	3,363,171	
Guam Public Library	1,219,670	842,408	47,951	329,311	
PBS Guam	554,951	395,630	-	159,121	
TOTAL	<u>207,540,713</u>	<u>152,098,495</u>	<u>48,345</u>	<u>55,593,873</u>	
UTILITIES					
TOTAL					
FINANCE & ADMINISTRATION					
Department of Administration	6,809,334	5,173,076	181,471	1,454,786	
Government Claims Fund	100,000	100,000	-	-	
Government Annual Single Audit	377,000	-	-	377,000	
Bank Fees	900,000	3,196,882	-	(2,296,882)	
Child in Custody - 19 GCA §5116	684,170	475,795	115,438	92,937	
TOTAL	<u>8,870,504</u>	<u>8,945,754</u>	<u>296,909</u>	<u>(372,159)</u>	

Note 1. Data contained herein are subject to change as additional reconciliations are performed and obtained that substantiates the correct presentation of the underlying revenue and expenditure transactions.

**Government of Guam
Consolidated Revenue/Expenditure Report
General Fund
As of June 30, 2011**

	<u>APPROPRIATIONS ^{1/}</u>	<u>EXPENDITURES ^{2/}</u>	<u>ENCUMBRANCES</u>	<u>FUNDS AVAILABLE</u>
EXPENDITURES & ENCUMBRANCES				
REVENUE & TAXATION				
Department of Revenue & Taxation	10,017,682	6,335,976	219,923	3,461,783
TOTAL	10,017,682	6,335,976	219,923	3,461,783
JUSTICE				
Office of the Attorney General	10,803,806	5,781,508	188,742	4,833,557
TOTAL	10,803,806	5,781,508	188,742	4,833,557
NATURAL RESOURCES				
Guam Environmental Protection Agency	2,871,858	1,827,198	46,824	997,836
Department of Agriculture	2,871,858	1,827,198	46,824	997,836
TOTAL	2,871,858	1,827,198	46,824	997,836
LABOR				
Worker's Compensation Fund	798,593	506,964	-	291,629
Department of Labor	596,890	439,940	76,701	80,249
TOTAL	1,395,483	946,904	76,701	371,878
TOURISM & CULTURE				
Guam Visitors Bureau	288,700	137,915	-	150,785
Guam Council on the Arts and Humanities	1,078,042	583,967	71,837	422,239
Department of Chamorro Affairs	1,366,742	721,882	71,837	573,023
TOTAL	2,733,484	1,443,764	143,674	1,146,047
HOUSING & ECONOMIC DEVELOPMENT				
DOA Administration Housing	-	-	-	-
TOTAL	-	-	-	-

Note 1. Data contained herein are subject to change as additional reconciliations are performed and obtained that substantiates the correct presentation of the underlying revenue and expenditure transactions.

**Government of Guam
Consolidated Revenue/Expenditure Report
General Fund
As of June 30, 2011**

	APPROPRIATIONS ^{1/}	EXPENDITURES ^{2/}	ENCUMBRANCES	FUNDS AVAILABLE
EXPENDITURES & ENCUMBRANCES				
TRANSPORTATION				
TOTAL	-	-	-	-
RECREATION				
Department of Parks & Recreation	2,934,744	1,997,936	51,689	885,118
TOTAL	2,934,744	1,997,936	51,689	885,118
RESERVED (JUDICIAL/LEGISLATIVE/OTHER) LEVELS				
Mayor's Council of Guam	8,876,089	5,463,717	811,110	2,601,262
Guam Legislature	7,716,450	5,889,851	-	1,826,599
Guam Legislature (Office of Finance and Budget)	392,460	294,345	-	98,115
Unified Judiciary	23,447,893	17,597,846	-	5,850,047
Public Defender	3,748,374	2,851,760	-	896,614
Office of Public Accountability	1,274,771	688,746	-	586,025
TOTAL	45,456,036	32,786,264	811,110	11,858,662
MISCELLANEOUS APPROPRIATIONS				
WERI (Guam Hydro. Survey)	192,309	144,234	-	48,075
WERI (Water Resource Monitoring)	163,817	122,864	-	40,953
Aquaculture Development and Training Center	131,846	98,885	-	32,961
UOG - Northern & Southern Soil & Water Conservation District Programs	157,720	118,291	-	39,429
UOG - KPRG Ops	94,176	70,632	-	23,544
GCC - LPN & Voc Guidance Programs	742,166	539,928	-	202,238
Retirement Fund (Medical/Dental/Life)	19,500,000	19,157,307	-	342,693
Retirement (Medical Premiums)	702,000	689,715	-	12,285
Retirement (Judges Annuites)	458,448	343,836	-	114,612
Retirement (Gov/IA Gov. Pensions)	145,000	142,901	-	2,099
Judiciary - Court Appt. Fees	800,000	800,000	-	-
Judiciary - Drug Courts	698,952	524,214	-	174,738
Administration (COLA)	6,770,500	7,883,425	-	(1,112,925)
Administration (Supplemental Annuity Benefits Special Fund)	11,375,000	5,276,130	-	6,098,870

Note 1. Data contained herein are subject to change as additional reconciliations are performed and obtained that substantiates the correct presentation of the underlying revenue and expenditure transactions.

**Government of Guam
Consolidated Revenue/Expenditure Report
General Fund
As of June 30, 2011**

	EXPENDITURES & ENCUMBRANCES	APPROPRIATIONS ^{1/}	EXPENDITURES ^{2/}	ENCUMBRANCES	FUNDS AVAILABLE
Administration (Government of Guam Competitive Wage Act of 2011)		10,083,848	73		10,083,848
Administration (Drug Testing)		2,000			2,000
Administration (Random Drug Testing for Testing of Designated Positions)		13,930			13,930
Administration (Medical/Dental & Life Cost Pool)		3,635,527		3,706,501	(70,974)
Administration (Power Utility Cost Pool)		4,764,313		3,527,787	138,167
Administration (Water Utility Cost Pool)		1,109,928		1,109,599	321
Administration (Utility Cost Account to pay GPA for Operation of Public Streetlights)				8	
Administration- Off-Island Residential Treatment Fund					
BBMR (Vacancy Cost Pool)		1,200,000		694,194	505,806
Mayor's Council (Expended for approved plans on public safety and social education that enforce alcohol regulations ect.)		447,375		197,076	129,565
Mayor's Council (Grounds Maintenance for Schools)		480,647		85,032	213,552
DPHSS (Animal Shelter)		10,000		10,000	
GMHA Pharmaceutical Fund					
Guam Commission for Educator Certification		221,235		108,849	100,659
TOTAL		63,900,737		45,351,399	17,104,957
CONTINUING APPROPRIATIONS					
1993 General Obligation Bonds Series A					
Limited Obligation Highway Refunding Bond 2001					
Limited Obligation (Section 30) Bond, Series 2001A		9,825,275		8,289,846	1,535,429
Limited Obligation Infrastructure Improvement Bonds, 1997 Series A					
2008 Short Term Financing (GF/Section 30)		4,202,213		3,151,660	1,050,553
Limited Obligation (Section 30) Bonds Series 2009A					
General Obligation Bonds, 2009 Series A		23,278,492		21,442,250	1,836,242
2002 Short Term Financing		1,281,818		1,281,818	
TOTAL		38,587,798		34,165,574	4,422,224
GRAND TOTAL		539,582,656		395,241,470	8,726,657
		135,614,529			

Footnotes:
^{1/} Appropriations pursuant to PL 30-196, PL 30-224 and appropriation adjustments.
^{2/} Actual Cumulative preliminary numbers provided by DOA to exclude X & Z accounts, system run date as of 7/15/11
^{3/} Appropriations were moved to various departments/agencies to include DOE, Judiciary, GGC, and the Public Defenders Corporation to cover the cost of the "Hay Study" for the period of October 2010 through January 2011
^{4/} GMHA Pharmaceutical Fund is a set-aside amount per Public Law 30-196.
 Carry over prior year appropriations expended this year is \$6.4M

Note 1. Data contained herein are subject to change as additional reconciliations are performed and obtained that substantiates the correct presentation of the underlying revenue and expenditure transactions.