



BUREAU OF BUDGET & MANAGEMENT RESEARCH

OFFICE OF THE GOVERNOR
Post Office Box 2950, Hagåtña Guam 96932

EDDIE BAZA CALVO
GOVERNOR

JOHN A. RIOS
ACTING DIRECTOR

RAY TENORIO
LIEUTENANT GOVERNOR

AUG 19 2011

STEPHEN J. GUERRERO
DEPUTY DIRECTOR

The Honorable Judith Won Pat
Speaker
I Mina'Trentai Unu Na Liheslaturan Guåhan
Thirty-First Guam Legislature
155 Hesler Place
Hagåtña, Guam 96910

August 19, 2011

Office of the Speaker
Judith T. Won Pat, Ed. D.


Date 8/19/11
Time 5:11 P
Received by CLN

Dear Speaker Won Pat:

Enclosed is the Consolidated Revenue/Expenditure Report for the period ending July 31, 2011. There are several statutes requiring monthly reports of revenues in addition to a report requiring both revenue and expenditure comparisons. In an effort to mitigate misunderstanding of the different amounts being reported, it was necessary to submit a "consolidated" report which contains all the comparative information pursuant to each of the statutory reporting requirements. In this format, it is evident that there are varying numbers due to the different "basis of comparison". It should be noted that the amounts reflected in this report are subject to internal audit and analysis and therefore are subject to change, which is the nature of these interim reports. However, it is submitted to meet compliance with each reporting mandate. It is important to note that the Department of Administration, Department of Revenue and Taxation and the Bureau of Budget and Management Research are continuing their efforts to improve the format, content and usefulness of this report.




Should you have any questions, please do not hesitate to call me.

Sincerely,



JOHN A. RIOS
ACTING

Enclosures

Certification of information contained in Enclosures subject to Note 1.

John A. Rios, Acting Director, Bureau of Budget and Management Research

Benita A. Manglona, Director, Department of Administration

John P. Camacho, Director, Department of Revenue and Taxation

**Government Of Guam
Consolidated Revenue / Expenditure Report ^{/1}
General Fund**

	Combined Comparative Statement of Revenues MONTHLY ACTUAL Collection Comparison FY2011 and FY2010 For the Month Ending July 31.			Combined Comparative Statement of Revenues YTD ACTUAL Collection Comparison FY2011 and FY2010 Ten Months Ending July 31.		
	July, 2011	July, 2010	Increase (Decrease)	Fiscal Year 2011	Fiscal Year 2010	Increase (Decrease)
Income taxes:						
Individual Corporation	\$ 3,194,672	\$ 3,796,033	\$ (601,361)	\$ 58,624,123	\$ 69,712,192	\$ (11,088,069)
Withholding	5,442,267	2,910,988	2,531,279	85,983,386	71,336,851	14,646,535
Withholding - COLA	14,730,547	12,737,851	1,992,696	152,991,497	127,684,700	25,306,797
Interest & penalties	88	0	88	125,020	80,212	44,808
Income Taxes	179,910	522,680	(342,770)	5,181,512	3,743,532	1,437,980
	23,547,484	19,967,551	3,579,932	302,905,538	272,557,487	30,348,051
Business privilege taxes:						
Gross Receipts Taxes	14,611,982	16,950,572	(2,338,590)	163,100,253	154,740,102	8,360,150
Other Taxes:						
Admissions tax	3,700	11,451	(7,751)	29,823	26,376	3,447
Use tax	116,555	558,567	(442,012)	2,560,295	2,899,011	(338,716)
Business Privilege Taxes	14,732,237	17,520,590	(2,788,353)	165,690,371	157,665,489	8,024,882
Licenses, Fees & Permits	319,343	619,188	(299,846)	4,221,343	4,217,859	3,484
Use of Money & Property	43,291	(11,187)	54,478	424,740	329,672	95,068
Federal Sources						
Section 30	3,863,114	3,252,344	610,770	38,631,140	32,523,440	6,107,700
Immigration fees	163,495	173,328	(9,833)	1,628,425	1,440,703	187,722
Recovery from Individuals	0	0	0	0	522	(522)
Child Support AFDC Local Share	34,281	9,083	25,198	189,882	153,906	35,976
Federal Sources	4,060,890	3,434,755	626,135	40,449,447	34,118,571	6,330,876
Department Charges:						
Agriculture	359	259	100	3,457	1,844	1,613
Police & corrections	0	0	0	55	75	(20)
Public works	925	1,875	(950)	13,350	241,503	(228,153)
Public health	11,633	13,156	(1,523)	114,965	129,980	(15,015)
Commerce	35,850	9,314	26,536	296,500	225,375	71,125
Other charges	110,820	99,286	11,534	755,396	764,209	(8,813)
Department Charges	159,587	123,890	35,697	1,183,723	1,362,986	(179,263)
TOTAL GENERAL FUND REVENUES	\$ 42,862,831	\$ 41,654,787	\$ 1,208,043	\$ 514,875,162	\$ 470,252,064	\$ 44,623,098
		PROVISION FOR TAX REFUNDS				
Budget (Provision per P.L. 30-196) ²	\$ 5,079,071	\$ 12,202,054	\$ (3,122,983)	\$ 86,603,291	\$ 116,221,244	\$ (29,617,953)
DRT Estimated (Subject to change and to be recorded on DOA books)	\$ 10,633,401	\$ 12,202,054	\$ (1,568,653)	\$ 101,280,245	\$ 116,221,244	\$ (14,940,999)

Note 1. Data contained herein are subject to change, as additional reconciliations are performed and obtained that substantiates the correct presentation of the underlying revenue transactions.

¹. Revenues are based on a modified accrual basis. During the year, revenues are recognized on a cash basis, but at year end an accrual is made in accordance with GASB 33.

². Estimates are recorded for the provision for 2011 Refunds & Section 30 as provided for 12 months.

**Government Of Guam
Consolidated Revenue / Expenditure Report ^{1/}
General Fund**

MONTHLY ADOPTED REVENUE ALLOCATED vs. MONTHLY ACTUAL REVENUE
For the Month Ended July 31, 2011.
Pursuant to 5 GCA, Ch. 4, §4109(c)(3) [due no later than 20 days after month-end]

	FY2011 Adopted Revenues Allocated for the Month ^{4/}	FY2011 Actual Collections for the Month	Favorable (Unfavorable)
Income taxes:			
Individual	3,175,544 \$	3,194,672 \$	19,129
Corporation	5,543,985	5,442,267	(101,719)
Withholding	12,850,576	14,730,547	1,879,971
Withholding - COLA	0	88	88
Interest & penalties	0	179,910	179,910
Income Taxes	21,570,104	23,547,484	1,977,379
Business privilege taxes:			
Gross Receipts Taxes	16,875,087	14,611,982	(2,263,105)
Other Taxes:			
Admissions tax	0	3,700	3,700
Use tax	383,959	116,555	(267,404)
Business Privilege Taxes	17,259,046	14,732,237	(2,526,809)
Licenses, Fees & Permits	1,131,567	319,343	(812,224)
Use of Money & Property	494,785	43,291	(451,494)
Federal Sources:			
Section 30	3,852,467	3,863,114	10,647
Immigration fees	125,510	163,495	37,985
Recovery from Individuals	0	0	0
Child Support AFDC Local Share	4,045	34,281	30,235
Federal Sources	3,982,022	4,060,890	78,867
Department Charges:			
Agriculture	445	359	(86)
Police & corrections	58	0	(58)
Public works	12,782	925	(11,857)
Public health	43,280	11,633	(31,647)
Commerce	38,724	35,850	(2,874)
Other charges	139,571	110,820	(28,751)
Department Charges	234,860	159,587	(75,273)
TOTAL GENERAL FUND REVENUES	\$ 44,672,385	\$ 42,862,831	\$ (1,809,554)

^{1/} Revenues are based on a modified accrual basis of accounting as determined in GASB 34. During the year, revenues are recognized on a cash basis, but at year-end an accrual is made in accordance with GASB 33.

^{2/} This information is for the 3rd Quarter and will be updated in the quarter ending 9/30/2011.

^{4/} Based on Adopted Revenues allocated per P.L. 30-196, Chapter 1, Section 6(b)(2).

QUARTERLY ADOPTED REVENUE ALLOCATED vs. QUARTERLY ACTUAL REVENUE
For the 3rd Quarter of the Fiscal Year
Pursuant to 5 GCA, Ch. 4, §4109(f) [due 30 days after the close of each quarter] ^{3/}

	FY2011 Adopted Revenues Allocated for the Quarter ^{4/}	FY2011 Actual Collections for the Quarter	Favorable (Unfavorable)
	60,136,933 \$	29,027,731 \$	(31,109,202)
	27,065,964	30,568,409	3,502,445
	48,775,905	47,935,577	(840,328)
	0	50,900	50,900
	0	1,615,825	1,615,825
	135,978,803	109,198,442	(26,780,361)
	50,535,068	47,351,254	(3,183,814)
	824,049	26,017	(798,032)
	51,359,117	48,192,470	(3,166,647)
	4,356,446	3,213,458	(1,142,988)
	792,807	64,367	(728,440)
	11,557,401	11,589,342	31,941
	344,305	499,440	155,135
	0	0	0
	65,463	66,001	538
	11,967,169	12,154,783	187,614
	1,005	948	(57)
	134	30	(104)
	34,540	6,975	(27,565)
	65,203	34,129	(31,074)
	109,761	77,177	(32,584)
	407,459	304,700	(102,759)
	618,101	473,959	144,142
	205,072,442	173,247,479	(31,824,963)

Note 1: Data contained herein are subject to change, as additional reconciliations are performed and obtained that substantiates the correct presentation of the underlying revenue transactions.

**Government Of Guam
Consolidated Revenue / Expenditure Report ^{1/}
General Fund**

	YTD ADOPTED REVENUES Allocated vs. YTD ACTUAL Collections Ending Ten Months Ending July 31, 2011. Pursuant to 5GCA Ch. 4 §4109(c)(3) [due 20 days after month-end]		FY2011 ADOPTED REVENUES vs. PROJECTED REVENUES to Year End Pursuant to 2GCA, Ch. 13, §13109(a)(1) [due no later than 30 days after month-end]; 5GCA, Ch. 4, §4109(c)(3) [due no later than 20 days after month-end]; and P.L. 30-196, Ch. XIII, §5 [due no later than 30 days after month-end]		
	FY2011 Adopted Revenues for the Cumulative Period ^{6/}	FY2011 Actual Revenues for the Cumulative Period	FY2011 Adopted Revenues (Full Year Projection) ^{7/}	FY2011 Revenue Tracking	Favorable (Unfavorable)
Income taxes:					
Individual Corporation	\$ 94,958,523	\$ 58,624,123	\$ 107,455,121	\$ 67,439,385	\$ (40,015,736)
Withholding	75,347,993	85,983,386	95,238,868	105,796,845	10,557,977
Withholding - COLA	156,214,262	152,991,497	188,714,052	194,123,046	5,408,994
Interest & penalties	0	125,020	0	0	0
	0	5,181,512	0	0	0
Income Taxes	326,520,779	302,905,538	391,408,041	367,359,276	(24,048,765)
Business privilege taxes:					
Gross Receipts Taxes	167,171,048	163,100,253	202,375,945	197,433,294	(4,942,651)
Other Taxes:	0	29,823	0	0	0
Admissions tax	2,828,966	2,560,295	3,362,792	3,090,540	(272,252)
Use tax	170,000,014	165,690,371	205,738,737	200,523,834	(5,214,903)
Business Privilege Taxes	6,374,460	4,221,343	6,987,481	4,627,302	(2,360,179)
Licenses, Fees & Permits	2,241,179	424,740	3,529,513	543,193	(2,986,320)
Use of Money & Property	38,524,671	38,631,140	0	0	0
Federal Sources	1,181,868	1,628,425	0	0	0
Section 30 ^{5/}	0	0	0	0	0
Immigration fees	150,249	189,882	0	0	0
Recovery from Individuals	39,856,789	40,449,447	47,978,403	48,600,883	622,480
Child Support AFDC Local Share					
Department Charges:					
Agriculture	3,401	3,457			0
Police & corrections	455	55			0
Public works	220,948	13,350			0
Public health	212,288	114,965			0
Commerce	295,045	296,500			0
Other charges	996,408	755,396			0
Department Charges	1,728,545	1,183,723	2,259,952	1,547,517	(712,435)
TOTAL GENERAL FUND REVENUES	\$ 546,721,766	\$ 514,875,162	\$ 657,902,127	\$ 623,202,006	\$ (34,700,121)
Estimate:					-5.27%

^{1/} Revenues are based on a modified accrual basis. During the year, revenues are recognized on a cash basis, but at year end an accrual is made in accordance with GASB 33.

^{5/} Section 30 is prorated for 12 months.

^{6/} Based on Adopted Revenues allocated per P.L. 30-196, Chapter 1, Section 4(6)(2)

^{7/} Based on Adopted Revenues P.L. 30-196, Chapter 1, Section 2.

Note 1. Data contained herein are subject to change, as additional reconciliations are performed and obtained that substantiates the correct presentation of the underlying revenue transactions.

**Government of Guam
Consolidated Revenue/Expenditure Report
General Fund
As of July 31, 2011**

(Pursuant to §4109 (c) (3) of Title 5 GCA)
General Fund

<u>EXPENDITURES & ENCUMBRANCES</u>	<u>APPROPRIATIONS</u> ^{1/}	<u>EXPENDITURES</u> ^{2/}	<u>ENCUMBRANCES</u>	<u>FUNDS AVAILABLE</u>
EXECUTIVE DIRECTION				
Office of 1 Magalahen Guahan	4,046,322	3,736,966	160,951	148,405
1 Segundu Na Magalahen Guahan	856,330	811,821	4,947	39,563
Bureau of Budget & Management Research	267,094	246,632	5,183	15,279
Civil Service Commission	793,136	588,626	28,650	175,860
Bureau of Statistics & Plans	1,145,466	919,131	3,716	222,619
Military Affairs	655,610	474,019	203	181,388
Public Works	8,292,225	7,042,350	64,392	1,185,483
Department of Land Management				
Guam Election Commission	1,138,735	747,230	46,228	345,277
Commission on Decolonization				
Ancestral Lands Commission	206,456	173,119	4,511	28,826
Department of Veterans Affairs	329,956	238,828	19,367	71,761
Medical Referral Offices	742,762	461,205	132,193	149,365
TOTAL	18,474,092	15,439,927	470,340	2,563,825
PUBLIC SAFETY				
Guam Police Department	24,029,815	18,897,703	118,598	5,013,514
Guam Fire Department	23,630,784	22,261,692	126,807	1,242,285
Corrections	19,096,905	13,562,293	231,526	5,303,086
Youth Affairs	4,199,199	2,946,646	240,426	1,012,127
Chief Medical Examiner	399,049	322,256	34,226	42,566
TOTAL	71,355,752	57,990,590	751,584	12,613,578
HOMELAND SECURITY				
Customs and Quarantine				
Civil Defense				
TOTAL				
HEALTH				
Dept. of Public Health & Social Services	14,843,567	9,813,959	2,658,298	2,371,310
MIP/Medicaid Program (DPH&SS)	29,303,585	19,933,123	19,317	9,351,145
Public Assistance Programs (DPH&SS)	2,166,418	1,678,125	-	488,293
Dept. of Public Health & Social Services Community Health Centers				
Catastrophic Illness Asst. Program (DPH&SS)				

Note 1. Data contained herein are subject to change as additional reconciliations are performed and obtained that substantiates the correct presentation of the underlying revenue and expenditure transactions.

**Government of Guam
Consolidated Revenue/Expenditure Report
General Fund
As of July 31, 2011**

	<u>EXPENDITURES & ENCUMBRANCES</u>	<u>APPROPRIATIONS</u>	<u>EXPENDITURES /2</u>	<u>ENCUMBRANCES</u>	<u>FUNDS AVAILABLE</u>
Mental Health and Substance Abuse		6,859,118	6,123,550	282,679	452,889
Mental Health and Substance Abuse Outsourcing Services Providing Drug & Alcohol Detoxication, Rehab & Prevention		883,200	609,661	273,539	-
Mental Health and Substance Abuse New I Famagu'on-Ta Wraparound Care Teams		361,665	163,158	-	198,507
Dept. of Integ. Services for Indiv. With Dis.		1,202,105	542,760	48,494	610,851
TOTAL		55,619,658	38,864,336	3,282,327	13,472,995
EDUCATION					
Department of Education Operations (PL30-196/ PL31-74)		161,365,643	130,420,730	-	30,944,913
Department of Education Textbooks		2,000,000	666,668	-	1,333,332
Department of Education Office of the Education Suruhanu		179,547	110,143	362	69,042
University of Guam		26,957,264	23,294,928	-	3,662,336
UOG Scholarships (SSFAP)		2,550,670	1,913,004	-	637,666
A.C. Yamashita Ed. Corps.		1,238,127	928,593	-	309,534
Guam Community College		12,775,041	10,352,678	-	2,422,363
Guam Public Library		1,219,670	919,263	44,006	256,401
PBS Guam		554,751	430,952	-	123,799
TOTAL		208,840,713	169,036,960	44,368	39,759,385
UTILITIES					
TOTAL					
FINANCE & ADMINISTRATION					
Department of Administration		6,810,104	5,676,969	113,908	1,019,227 /6
Government Claims Fund		100,000	100,000	-	-
Government Annual Single Audit		377,000	-	-	377,000
Bank Fees		900,000	3,471,697	-	(2,571,697) /6
Child in Custody - 19 GCA §5116		684,170	496,413	94,820	92,937
TOTAL		8,871,274	9,745,079	208,728	(1,082,553)

Note 1. Data contained herein are subject to change as additional reconciliations are performed and obtained that substantiates the correct presentation of the underlying revenue and expenditure transactions.

**Government of Guam
Consolidated Revenue/Expenditure Report
General Fund
As of July 31, 2011**

<u>EXPENDITURES & ENCUMBRANCES</u>	<u>APPROPRIATIONS /¹</u>	<u>EXPENDITURES /²</u>	<u>ENCUMBRANCES</u>	<u>FUNDS AVAILABLE</u>
REVENUE & TAXATION				
Department of Revenue & Taxation	9,889,962	6,935,888	214,974	2,739,100
TOTAL	9,889,962	6,935,888	214,974	2,739,100
JUSTICE				
Office of the Attorney General	10,584,256	6,365,687	167,276	4,051,294
TOTAL	10,584,256	6,365,687	167,276	4,051,294
NATURAL RESOURCES				
Guam Environmental Protection Agency	2,871,858	2,032,613	11,635	827,610
Department of Agriculture	2,871,858	2,032,613	11,635	827,610
TOTAL	2,871,858	2,032,613	11,635	827,610
LABOR				
Worker's Compensation Fund	798,593	622,026	-	176,567
Department of Labor	596,890	487,742	45,840	63,307
TOTAL	1,395,483	1,109,768	45,840	239,875
TOURISM & CULTURE				
Guam Visitors Bureau	288,700	153,062	-	135,638
Guam Council on the Arts and Humanities	1,078,042	633,902	71,837	372,303
Department of Chamorro Affairs	1,366,742	786,964	71,837	507,942
TOTAL	2,733,484	1,573,928	143,674	1,015,883
HOUSING & ECONOMIC DEVELOPMENT				
DOA Administration Housing	-	-	-	-
TOTAL	-	-	-	-

Note 1. Data contained herein are subject to change as additional reconciliations are performed and obtained that substantiates the correct presentation of the underlying revenue and expenditure transactions.

**Government of Guam
Consolidated Revenue/Expenditure Report
General Fund
As of July 31, 2011**

<u>EXPENDITURES & ENCUMBRANCES</u>	<u>APPROPRIATIONS¹</u>	<u>EXPENDITURES²</u>	<u>ENCUMBRANCES</u>	<u>FUNDS AVAILABLE</u>
TRANSPORTATION				
TOTAL	2,934,744	2,184,423	40,690	709,631
	2,934,744	2,184,423	40,690	709,631
RECREATION				
Department of Parks & Recreation				
TOTAL				
RESERVED (JUDICIAL/LEGISLATIVE/OTHER) LEVELS				
Mayor's Council of Guam	8,876,089	6,099,051	691,633	2,085,404
Guam Legislature	7,668,310	6,491,585		1,176,725
Guam Legislature (Office of Finance and Budget)	392,460	327,050		65,410
Unified Judiciary	23,134,212	20,418,313		2,715,899
Public Defender	3,699,971	3,132,353		567,618
Office of Public Accountability	1,274,771	750,024		524,747
TOTAL	45,045,812	37,218,377	691,633	7,135,802
MISCELLANEOUS APPROPRIATIONS				
WERI (Guam Hydro. Survey)	192,309	144,234		48,075
WERI (Water Resource Monitoring)	163,817	122,864		40,953
Aquaculture Development and Training Center	131,846	98,885		32,961
UOG - Northern & Southern Soil & Water Conservation District Programs	157,720	118,291		39,429
UOG - KPRG Ops	94,176	70,632		23,544
GCC - LPN & Voc Guidance Programs	742,166	599,920		142,246
Retirement Fund (Medical/Dental/Life) PL30-196/PL31-74	27,642,267	21,891,033		5,751,234
Retirement (Medicare)	702,000	689,715		12,285
Retirement (Judges Annuities)	458,448	382,040		76,408
Retirement (Gov./Lt. Gov. Pensions)	145,000	145,000		-
Judiciary - Court Appt. Fees	800,000	800,000		-
Judiciary - Drug Courts	698,952	582,460		116,492
Administration (COLA)	6,770,500	7,883,425		(1,112,925) ¹⁷
Administration (Supplemental Annuity Benefits Special Fund)	11,375,000	10,400,130		974,870

Note 1. Data contained herein are subject to change as additional reconciliations are performed and obtained that substantiates the correct presentation of the underlying revenue and expenditure transactions.

**Government of Guam
Consolidated Revenue/Expenditure Report
General Fund
As of July 31, 2011**

<u>EXPENDITURES & ENCUMBRANCES</u>	<u>APPROPRIATIONS^{1/}</u>	<u>EXPENDITURES^{2/}</u>	<u>ENCUMBRANCES</u>	<u>FUNDS AVAILABLE</u>
Administration (Government of Guam Competitive Wage Act of 2011)	2,483,848			2,483,848
Administration (Drug Testing)	2,000			2,000
Administration (Random Drug Testing for Testing of Designated Positions)	13,930			13,930
Administration (Medical/Dental & Life) PL 30-196/ PL 31-74	6,938,958	4,344,421		2,594,537
Administration (Power Utility Cost Pool)	4,764,313	3,956,472	586,095	221,746
Administration (Water Utility Cost Pool)	1,109,928	1,107,915	8	2,004
Administration (Utility Cost Account to pay GPA for Operation of Public Streetlights)				
Administration - Off-Island Residential Treatment Fund	1,200,000	788,185		411,815
BBMR (Vacancy Cost Pool)				
Mayor's Council (Expended for approved plans on public safety and social education that enforce alcohol regulations ect.)	447,375	221,915	111,287	114,174
Mayor's Council (Grounds Maintenance for Schools)	480,647	100,494	179,447	200,705
DPHSS (Animal Shelter)	10,000	10,000		
GMHA Pharmaceutical Fund				
Guam Commission for Educator Certification	221,235	130,324	6,767	84,144
TOTAL	67,746,435	54,588,356	883,604	12,274,475
CONTINUING APPROPRIATIONS				
1993 General Obligation Bonds Series A				
Limited Obligation Highway Refunding Bond 2001				
Limited Obligation (Section 30) Bond, Series 2001A	9,825,275	8,289,846		1,535,429
Limited Obligation Infrastructure Improvement Bonds, 1997 Series A				
2008 Short Term Financing (GF/Section 30)	4,202,213	3,151,660		1,050,553
Limited Obligation (Section 30) Bonds Series 2009A				
General Obligation Bonds, 2009 Series A	23,278,492	21,442,250		1,836,242
2002 Short Term Financing	1,281,818	1,281,818		
TOTAL	38,587,798	34,165,574		4,422,224
GRAND TOTAL	543,584,579	436,464,540	6,884,835	100,235,204

Footnotes:

- /1 Pursuant to PL 30-196, PL 30-224 & PL 31-74 General Fund Appropriations and appropriation adjustments.
- /2 Actual Cumulative preliminary numbers provided by DOA to exclude X & Z accounts, system run date as of 8/16/11
- /3 Appropriations were moved to various departments/agencies to include DOE, Judiciary, GCC, and the Public Defenders Corporation to cover the cost of the "Hay Study" for the period of October 2010 through January 2011
- /4 GMHA Pharmaceutical Fund is a set-aside amount per Public Law 30-196.
- /5 Distribution of Health Insurance Appropriation from P.L. 31-74 included.
- /6 Pursuant to P.L. 30-196, any amount in excess of the \$900,000 appropriation, but not to exceed \$2.7M, shall be de-appropriated from the DOA's Base Operational Budget and re-appropriated to said bank fees.
- /7 Anticipated reimbursement from Autonomous Agencies is \$1,198,450 for their share of the COLA Disbursements.