



BUREAU OF BUDGET & MANAGEMENT RESEARCH

OFFICE OF THE GOVERNOR
Post Office Box 2950, Hagåtña Guam 96932

EDDIE BAZA CALVO
GOVERNOR

RAY TENORIO
LIEUTENANT GOVERNOR

JOHN A. RIOS
ACTING DIRECTOR

STEPHEN J. GUERRERO
DEPUTY DIRECTOR

OCT 20 2011

The Honorable Judith Won Pat
Speaker
I Mina'Trentai Unu Na Liheslaturan Guåhan
Thirty-First Guam Legislature
155 Hesler Place
Hagåtña, Guam 96910

Office of the Speaker
Judith T. Won Pat, Ed. D.

Date 10/20/11
Time 4:11 PM
Received by [Signature]

Dear Speaker Won Pat:




Enclosed is the Consolidated Revenue/Expenditure Report for the period ending September 30, 2011. There are several statutes requiring monthly reports of revenues in addition to a report requiring both revenue and expenditure comparisons. In an effort to mitigate misunderstanding of the different amounts being reported, it was necessary to submit a "consolidated" report which contains all the comparative information pursuant to each of the statutory reporting requirements. In this format, it is evident that there are varying numbers due to the different "basis of comparison". It should be noted that the amounts reflected in this report are subject to internal audit and analysis and therefore are subject to change, which is the nature of these interim reports. However, it is submitted to meet compliance with each reporting mandate. It is important to note that the Department of Administration, Department of Revenue and Taxation and the Bureau of Budget and Management Research are continuing their efforts to improve the format, content and usefulness of this report.

Should you have any questions, please do not hesitate to call me.

Sincerely,


JOHN A. RIOS
ACTING

Enclosures

Certification of information contained in Enclosures subject to Note 1.

John A. Rios, Acting Director, Bureau of Budget and Management Research

Benita A. Manglona, Director, Department of Administration

John P. Camacho, Director, Department of Revenue and Taxation

**Government Of Guam
Consolidated Revenue / Expenditure Report^{1/}
General Fund**

**Combined Comparative Statement of Revenues
MONTHLY ACTUAL Collection Comparison FY2011 and FY2010
For the Month Ending September 30.**

**Combined Comparative Statement of Revenues
YTD ACTUAL Collection Comparison FY2011 and FY2010
Twelve Months Ending September 30.**

	September, 2011	September, 2010	Increase (Decrease)	Fiscal Year 2011	Fiscal Year 2010	Increase (Decrease)
Income taxes:						
Individual Corporation	\$ 5,130,274	\$ 4,608,944	\$ 521,330	\$ 67,004,738	\$ 76,014,317	\$ (9,009,579)
Withholding	18,479,123	20,847,110	(2,367,986)	106,609,988	97,808,489	13,801,499
Withholding - COLA	15,566,333	20,244,630	(4,678,297)	184,225,337	162,993,467	21,231,870
Interest & penalties	0	10,888	(10,888)	125,020	99,291	25,729
	279,651	257,973	21,678	5,814,953	4,427,179	1,387,773
Income Taxes	39,455,381	45,969,544	(6,514,163)	363,780,035	336,342,743	27,437,292
Business privilege taxes:						
Gross Receipts Taxes	18,558,015	15,417,398	3,140,617	198,218,876	187,253,562	10,965,314
Other Taxes	0	50	(50)	31,273	26,676	4,597
Admissions tax	166,251	441,804	(275,554)	2,984,054	3,847,453	(863,400)
Use tax	18,724,265	15,859,252	2,865,013	201,234,203	191,127,691	10,106,512
Business Privilege Taxes	134,344	124,740	9,605	4,559,373	4,546,323	13,050
Licenses, Fees & Permits	6,671	828,196	(821,525)	451,587	1,173,249	(721,662)
Use of Money & Property						
Federal Sources:						
Section 30	3,863,119	3,252,352	610,767	46,357,373	39,028,136	7,329,237
Immigration fees	172,615	173,540	(925)	1,967,660	1,754,678	212,982
Recovery from Individuals	0	0	0	0	522	(522)
Child Support AFDC Local Share	21,389	47,670	(26,281)	229,292	213,514	15,778
Federal Sources	4,057,123	3,473,562	583,561	48,554,325	40,996,850	7,557,475
Department Charges:						
Agriculture	213	100	113	3,851	2,158	1,693
Police & corrections	10	0	10	65	75	(10)
Public works	2,055	195	1,860	17,955	243,073	(225,118)
Public health	12,546	12,545	1	141,542	161,576	(20,034)
Commerce	29,395	42,742	(13,347)	348,086	306,266	41,820
Other charges	127,805	127,029	776	1,077,084	1,043,314	33,770
Department Charges	172,024	182,611	(10,587)	1,588,583	1,756,462	(167,879)
TOTAL GENERAL FUND REVENUES	\$ 62,549,808	\$ 66,437,904	\$ (3,888,096)	\$ 620,168,106	\$ 575,943,318	\$ 44,224,788
PROVISION FOR TAX REFUNDS						
Budget (Provision per P.L. 30-196) ^{2/}	\$ 8,468,914	\$ (19,942,665)	\$ 28,411,579	\$ 100,062,184	\$ 102,992,500	\$ (2,930,316)
DRT Estimated (Subject to change and to be recorded on DOA books)	\$ 9,868,932	\$ (19,942,665)	\$ 29,811,617	\$ 117,000,000	\$ 102,992,500	\$ 14,007,500

PROVISION FOR TAX REFUNDS

Notes 1. Data contained herein are subject to change, as additional reconciliations are performed and obtained that substantiates the correct presentation of the underlying revenue transactions.

^{1/} Revenues are based on a modified accrual basis. During the year, revenues are recognized on a cash basis, but at year end an accrual is made in accordance with OASB 33.

^{2/} Estimates are recorded for the provision for 2011 Refunds & Section 30 as provided for 12 months.

Estimates.

**Government Of Guam
Consolidated Revenue / Expenditure Report ¹
General Fund**

MONTHLY ADOPTED Revenue Allocated vs. MONTHLY ACTUAL Revenue
For the Month Ended September 30, 2011.
Pursuant to 5 GCA, Ch. 4, §4109(c)(3) [due no later than 20 days after month-end]

	FY2011 Adopted Revenues Allocated for the Month ⁴	FY2011 Actual Collections for the Month	Favorable (Unfavorable)
Income taxes:			
Individual Corporation	\$ 9,495,060	\$ 5,130,274	\$ (4,364,785)
Withholding	18,772,985	18,479,123	(293,862)
Withholding - COLA	17,816,377	15,566,333	(2,250,044)
Interest & penalties	0	0	0
	0	279,651	279,651
Income Taxes	46,084,421	39,455,381	(6,629,040)
Business privilege taxes:			
Gross Receipts Taxes	18,019,559	18,558,015	538,456
Other Taxes	0	0	0
Admissions tax	208,135	166,251	(41,884)
Use tax	18,227,693	18,724,265	496,572
Business Privilege Taxes	241,582	134,344	(107,238)
Licenses, Fees & Permits	1,052,972	6,671	(1,046,301)
Use of Money & Property	3,953,916	3,863,119	(90,797)
Federal Sources:			
Section 30	116,268	172,615	56,347
Immigration fees	0	0	0
Recovery from Individuals	62,642	21,389	(41,253)
Child Support AFDC Local Share	4,132,825	4,057,123	(75,703)
Department Charges	575	213	(362)
Agriculture	40	10	(30)
Police & corrections	13,901	2,055	(11,846)
Public works	29,857	12,546	(17,311)
Public health	44,523	29,395	(15,128)
Commerce	138,730	127,805	(10,925)
Other charges	227,626	172,024	(55,602)
Department Charges	69,967,120	62,549,808	(7,417,312)
TOTAL GENERAL FUND REVENUES	\$	\$	\$

Note 1: Data contained herein are subject to change, as additional reconciliations are performed and obtained that substantiates the correct presentation of the underlying revenue transactions.

¹ Revenues are based on a modified accrual basis of accounting as determined in GASB 34. During the year, revenues are recognized on a cash basis, but at year-end an accrual is made in accordance with GASB 33.

² This information is for the 4th Quarter and will be updated in the quarter ending 12/31/2011.

⁴ Based on Adopted Revenues allocated per P.L. 30-196, Chapter 1, Section 60(2).

QUARTERLY ADOPTED Revenue Allocated vs. QUARTERLY ACTUAL Revenue
For the 4th Quarter of the Fiscal Year
Pursuant to 5 GCA, Ch. 4, §4109(f) [due 30 days after the close of each quarter] / 3

	FY2011 Adopted Revenues Allocated for the Quarter ⁴	FY2011 Actual Collections for the Quarter	Favorable (Unfavorable)
	\$ 15,672,141	\$ 11,575,287	\$ (4,096,854)
	25,434,859.76	26,068,869	634,009
	45,350,365.49	45,964,386	614,021
	-	88	88
	-	813,351	813,351
	86,457,366	84,421,981	(2,035,385)
	52,079,983.66	49,730,605	(2,349,378)
	-	5,150	5,150
	917,785.19	540,314	(377,472)
	52,997,769	50,276,069	(2,721,700)
	1,744,588	657,373	(1,087,215)
	1,783,119	70,138	(1,712,982)
	11,658,850	11,589,347	(69,503)
	360,632	502,730	142,098
	0	0	0
	84,154	73,690	(10,464)
	12,103,636	12,165,767	62,131
	1,350.80	753	(598)
	138.60	10	(129)
	37,120.01	5,530	(31,590)
	117,435.30	38,210	(79,225)
	138,765.10	87,436	(51,329)
	471,457.00	432,508	(38,949)
	766,267	564,447	(201,820)
	155,852,745	148,155,775	(7,696,971)

**Government Of Guam
Consolidated Revenue / Expenditure Report^{1/}
General Fund**

	YTD ADOPTED REVENUES ALLOCATED vs. YTD ACTUAL COLLECTIONS Twelve Months Ending September 30, 2011. Pursuant to SGCA, Ch. 4 §4109(c)(3) [due 20 days after month-end]		FY2011 ADJUSTED REVENUES vs. PROJECTED REVENUES TO YEAR END Pursuant to SGCA, Ch. 13 §13109(a)(1) [due no later than 30 days after month-end]; SGCA, Ch. 4, §4109(c)(3) [due no later than 20 days after month-end]; and P.L. 30-196, Ch. XIII, §5 [due no later than 30 days after month-end]	
	FY2011 Adopted Revenues for the Cumulative Period ^{2/}	FY2011 Actual Revenues for the Cumulative Period	FY2011 Adopted Revenues (Full Year Projection) ^{3/}	FY2011 Revenues Tracking
				Favorable (Unfavorable)
Income taxes:				
Individual	\$ 107,455,121	\$ 67,004,738	\$ 107,455,121	\$ (40,450,383)
Corporation	95,238,868	106,609,988	95,238,868	11,371,120
Withholding	188,714,052	184,225,337	188,714,052	(4,488,715)
Withholding - COLA	0	125,020	0	125,020
Interest & penalties	0	5,814,953	0	5,814,953
Income Taxes	391,408,041	363,780,035	391,408,041	(27,628,006)
Business privilege taxes:				
Gross Receipts Taxes	202,375,945	198,218,876	202,375,945	(4,157,069)
Other Taxes:	0	31,273	0	31,273
Admissions tax	3,362,792	2,984,054	3,362,792	(388,738)
Use tax	205,738,737	201,134,203	205,738,737	(4,504,534)
Business Privilege Taxes	6,987,481	4,559,373	6,987,481	(2,428,108)
Licenses, Fees & Permits	3,529,513	451,587	3,529,513	(3,077,926)
Use of Money & Property	46,331,054	46,357,373	46,331,054	26,319
Federal Sources:	1,416,991	1,967,660	1,416,991	550,669
Section 30 ^{4/}	0	0	0	0
Immigration fees	230,358	223,292	230,358	(1,066)
Recovery from Individuals	47,978,403	48,554,335	47,978,403	575,932
Child Support AFDC Local Share				
Federal Sources	47,978,403	48,554,335	47,978,403	575,932
Department Charges:	4,307	3,831	4,307	(456)
Agriculture	535	65	535	(470)
Police & corrections	245,285	17,935	245,285	(227,350)
Public works	286,443	141,542	286,443	(144,901)
Public health	395,087	348,086	395,087	(47,001)
Commerce	1,328,294	1,077,084	1,328,294	(251,210)
Other charges	2,259,952	1,598,583	2,259,952	(671,369)
Department Charges	657,902,127	620,168,106	657,902,127	(37,734,021)
TOTAL GENERAL FUND REVENUES	\$ 657,902,127	\$ 620,168,106	\$ 657,902,127	\$ (37,734,021)
Excess:				-5,7496

1/ Revenue are based on a modified accrual basis. During the year revenue are recognized on a cash basis, but at year end an accrual is made in accordance with GASB 33.

2/ Section 30 is provided for 12 months.

3/ Based on Adopted Revenues allocated per P.L. 30-196, Chapter 1, Section 66 B.

4/ Based on Adopted Revenues P.L. 30-196, Chapter 1, Section 2.

Note 1: Data contained herein are subject to change, as additional reconciliations are performed and obtained that substantiate the correct presentation of the underlying revenue transactions.

**Government of Guam
Consolidated Revenue/Expenditure Report
General Fund
As of September 30, 2011**

(Pursuant to §4109 (c) (3) of Title 5 GCA)
General Fund

<u>EXPENDITURES & ENCUMBRANCES</u>	<u>APPROPRIATIONS</u> ¹	<u>EXPENDITURES</u> ²	<u>ENCUMBRANCES</u>	<u>FUNDS AVAILABLE</u>
EXECUTIVE DIRECTION				
Office of I Maga'lahaen Guahan	4,119,530	4,691,066	131,984	(703,519) /8
1 Segundu Na Maga'lahaen Guahan	852,456	940,636	2,290	(90,470) /8
Bureau of Budget & Management Research	267,094	267,961	3,714	(4,581) /8
Civil Service Commission	793,136	737,671	4,357	51,108
Bureau of Statistics & Plans	1,145,466	1,127,889	177	17,400
Military Affairs	655,610	554,232	312	101,066
Public Works	8,292,225	8,496,233	25,980	(229,988) /8
Department of Land Management				
Guam Election Commission	1,138,735	820,671	23,370	294,694
Commission on Decolonization				
Ancestral Lands Commission	206,456	204,629	888	939
Department of Veterans Affairs	329,956	295,926	8,719	25,311
Medical Referral Offices	673,428	564,894	83,048	25,486
TOTAL	18,474,092	18,701,809	284,838	(512,555)
PUBLIC SAFETY				
Guam Police Department	24,229,814	23,246,236	2,352	981,225
Guam Fire Department	23,630,784	27,281,073	69,158	(3,719,448) /8
Corrections	19,096,905	18,974,466	153,329	(30,890) /8
Youth Affairs	4,199,199	3,761,996	59,305	377,898
Chief Medical Examiner	399,049	413,065	-	(14,016) /8
TOTAL	71,555,751	73,676,836	284,144	(2,405,230)
HOMELAND SECURITY				
Customs and Quarantine				
Civil Defense				
TOTAL				
HEALTH				
Dept. of Public Health & Social Services	14,890,126	11,938,321	920,965	2,010,840
MIP/Medicard Program (DPH&SS)	29,257,026	26,201,422	4,718	3,050,886
Public Assistance Programs (DPH&SS)	2,166,418	1,886,001	-	280,417
Dept. of Public Health & Social Services Community Health Centers				
Catastrophic Illness Asst. Program (DPH&SS)				

Note 1. Data contained herein are subject to change as additional reconciliations are performed and obtained that substantiates the correct presentation of the underlying revenue and expenditure transactions.

**Government of Guam
Consolidated Revenue/Expenditure Report
General Fund
As of September 30, 2011**

	<u>APPROPRIATIONS</u> ¹	<u>EXPENDITURES</u> ²	<u>ENCUMBRANCES</u>	<u>FUNDS AVAILABLE</u>
<u>EXPENDITURES & ENCUMBRANCES</u>				
Mental Health and Substance Abuse	6,938,818	7,168,369	129,005	(358,557) /8
Mental Health and Substance Abuse Outsourcing Services Providing Drug & Alcohol Detoxication, Rehab & Prevention	883,200	849,867	33,333	-
Mental Health and Substance Abuse New I Famagu'on-Ta Wraparound Care Teams	281,965	198,548	-	83,417
Dept. of Integ. Services for Indiv. With Dis.	1,202,105	709,254	2,953	489,898
TOTAL	55,619,658	48,971,783	1,090,974	5,556,901
EDUCATION				
Department of Education Operations (PL30-196/ PL31-74)	161,365,643	158,094,316	-	3,271,327
Department of Education Textbooks	2,000,000	100,000	-	1,900,000
Department of Education Office of the Education Suruhanu University of Guam	179,547	118,686	117	60,744
UOG Scholarships (SSFAP)	26,957,264	26,413,092	-	544,172
A.C. Yamashita Ed. Corps.	2,550,670	2,499,657	-	51,013
Guam Community College	1,238,127	1,213,361	-	24,766
Guam Public Library	12,775,041	12,389,803	-	385,238
PBS Guam	1,219,670	1,112,404	7,369	99,897
TOTAL	554,751	520,738	-	34,013
UTILITIES	208,840,713	202,462,056	7,486	6,371,171
TOTAL				
FINANCE & ADMINISTRATION				
Department of Administration	6,849,566	6,892,595	46,474	(89,503) /6
Government Claims Fund	100,000	100,000	-	-
Government Annual Single Audit	377,000	377,000	-	-
Bank Fees	900,000	4,290,390	-	(3,390,390) /6
Child in Custody - 19 GCA §5116	684,170	612,108	57,097	14,966
TOTAL	8,910,736	12,272,093	103,571	(3,464,927)

Note 1. Data contained herein are subject to change as additional reconciliations are performed and obtained that substantiates the correct presentation of the underlying revenue and expenditure transactions.

**Government of Guam
Consolidated Revenue/Expenditure Report
General Fund
As of September 30, 2011**

<u>EXPENDITURES & ENCUMBRANCES</u>	<u>APPROPRIATIONS ¹</u>	<u>EXPENDITURES /2</u>	<u>ENCUMBRANCES</u>	<u>FUNDS AVAILABLE</u>
REVENUE & TAXATION				
Department of Revenue & Taxation	9,889,962	8,835,430	123,590	930,942
TOTAL	9,889,962	8,835,430	123,590	930,942
JUSTICE				
Office of the Attorney General	10,584,256	8,046,305	110,517	2,427,434
TOTAL	10,584,256	8,046,305	110,517	2,427,434
NATURAL RESOURCES				
Guam Environmental Protection Agency				
Department of Agriculture	2,871,858	2,465,450	5,561	400,848
TOTAL	2,871,858	2,465,450	5,561	400,848
LABOR				
Worker's Compensation Fund	798,593	798,593	-	-
Department of Labor	596,890	528,246	12,294	56,351
TOTAL	1,395,483	1,326,839	12,294	56,351
TOURISM & CULTURE				
Guam Visitors Bureau				
Guam Council on the Arts and Humanities	288,700	191,199	-	97,501
Department of Chamorro Affairs	1,078,042	855,656	76,316	146,070
TOTAL	1,366,742	1,046,855	76,316	243,571
HOUSING & ECONOMIC DEVELOPMENT				
DOA Administration Housing				
TOTAL				

Note 1. Data contained herein are subject to change as additional reconciliations are performed and obtained that substantiates the correct presentation of the underlying revenue and expenditure transactions.

**Government of Guam
Consolidated Revenue/Expenditure Report
General Fund
As of September 30, 2011**

<u>EXPENDITURES & ENCUMBRANCES</u>	<u>APPROPRIATIONS /1</u>	<u>EXPENDITURES /2</u>	<u>ENCUMBRANCES</u>	<u>FUNDS AVAILABLE</u>
TRANSPORTATION				
TOTAL				
RECREATION				
Department of Parks & Recreation	2,934,744	2,687,562	25,321	221,860
TOTAL	2,934,744	2,687,562	25,321	221,860
RESERVED (JUDICIAL/LEGISLATIVE/OTHER) LEVELS				
Mayor's Council of Guam				427,075
Guam Legislature	7,566,262	7,027,449	111,737	
Guam Legislature (Office of Finance and Budget)	7,668,310	7,668,310		
Unified Judiciary	392,460	392,460		
Public Defender	23,134,212	23,134,212		
Office of Public Accountability	3,699,971	3,699,971		
	1,274,771	969,158		305,613
TOTAL	43,735,985	42,891,560	111,737	732,688
MISCELLANEOUS APPROPRIATIONS				
WERI (Guam Hydro. Survey)	192,309	188,454		3,855
WERI (Water Resource Monitoring)	163,817	160,541		3,276
Aquaculture Development and Training Center	131,846	129,209		2,637
UOG - Northern & Southern Soil & Water Conservation District Programs	157,720	154,566		3,154
UOG - KPRG Ops	94,176	92,292		1,884
GCC - LPN & Voc Guidance Programs	742,166	742,166		
Retirement Fund (Medical/Dental/Life) PL30-196/PL31-74	27,642,267	27,299,574		342,693
Retirement (Medicare)	702,000	689,715		12,285
Retirement (Judges Annuities)	458,448	450,425		8,023
Retirement (Gov./Lt. Gov. Pensions)	145,000	145,000		
Judiciary - Court Appt. Fees	800,000	800,000		
Judiciary - Drug Courts	698,952	698,952		
Administration (COLA)	6,770,500	5,923,630		846,870 /7
Administration (Supplemental Annuity Benefits Special Fund)	11,375,000	12,401,444		(1,026,444) /8

Note 1. Data contained herein are subject to change as additional reconciliations are performed and obtained that substantiates the correct presentation of the underlying revenue and expenditure transactions.

**Government of Guam
Consolidated Revenue/Expenditure Report
General Fund
As of September 30, 2011**

<u>EXPENDITURES & ENCUMBRANCES</u>	<u>APPROPRIATIONS ^{1/}</u>	<u>EXPENDITURES ^{2/}</u>	<u>ENCUMBRANCES</u>	<u>FUNDS AVAILABLE</u>
Administration (Government of Guam Competitive Wage Act of 2011)	2,483,848			2,483,848
Administration (Drug Testing)	2,000	335		1,665
Administration (Random Drug Testing for Testing of Designated Positions)	13,930	600		13,330
Administration (Medical/Dental & Life) PL 30-196/PL 31-74	6,938,958	5,194,218		1,744,740
Administration (Power Utility Cost Pool)	4,764,313	4,760,955	3,358	-
Administration (Water Utility Cost Pool)	1,109,928	1,107,915	8	2,004
Administration (Utility Cost Account to pay GPA for Operation of Public Streetlights)				
Administration-Off-Island Residential Treatment Fund	1,196,421	1,119,492		76,929
BBMR (Vacancy Cost Pool)				
Mayor's Council (Expended for approved plans on public safety and social education that enforce alcohol regulations ect.)	447,375	280,423	93,480	73,472
Mayor's Council (Grounds Maintenance for Schools)	480,647	141,559	189,508	149,581
DPHSS (Animal Shelter)	10,000	10,000		
GMHA Pharmaceutical Fund				
Guam Commission for Educator Certification				
TOTAL	67,742,856	62,658,657	1,298	52,745
			287,652	4,796,547
CONTINUING APPROPRIATIONS				
1993 General Obligation Bonds Series A				
Limited Obligation Highway Refunding Bond 2001				
Limited Obligation (Section 30) Bond, Series 2001A	9,825,275	8,550,477		1,274,798
Limited Obligation Infrastructure Improvement Bonds, 1997 Series A				
2008 Short Term Financing (GF/Section 30)	4,202,213	4,202,213		
Limited Obligation (Section 30) Bonds Series 2009A				
General Obligation Bonds, 2009 Series A	23,278,492	21,442,250		1,836,242
2002 Short Term Financing	1,281,818	1,281,818		
TOTAL	38,587,798	35,476,758		3,111,040
GRAND TOTAL	542,510,635	521,519,993	2,524,001	18,466,641

Footnotes:

- ^{1/} Pursuant to PL 30-196, PL 30-224 & PL 31-74 General Fund Appropriations and appropriation adjustments.
- ^{2/} Actual Cumulative preliminary numbers provided by DOA to exclude X & Z accounts, system run date as of 10/12/11
- ^{3/} Appropriations were moved to various departments/agencies to include DOE, Judiciary, GCC, and the Public Defenders Corporation to cover the cost of the "Hay Study" for the period of October 2010 through January 2011
- ^{4/} GMHA Pharmaceutical Fund is a set-aside amount per Public Law 30-196.
- ^{5/} Distribution of Health Insurance Appropriation from P.L. 31-74 included.
- ^{6/} Pursuant to P.L. 30-196, any amount in excess of the \$900,000 appropriation, but not to exceed \$2.7M, shall be de-appropriated from the DOA's Base Operational Budget and re-appropriated to said bank fees.
- ^{7/} Autonomous Agencies COLA reimbursements received in September 2011.
- ^{8/} Pending department modifications and IVs.