



BUREAU OF BUDGET & MANAGEMENT RESEARCH

OFFICE OF THE GOVERNOR
Post Office Box 2950, Hagåtña Guam 96932

EDDIE BAZA CALVO
GOVERNOR

RAY TENORIO
LIEUTENANT GOVERNOR

JOHN A. RIOS
DIRECTOR

STEPHEN J. GUERRERO
DEPUTY DIRECTOR

The Honorable Judith Won Pat
Speaker
I Mina Trentai Unu Na Liheslaturan Guåhan
Thirty-First Guam Legislature
155 Hesler Place
Hagåtña, Guam 96910

February 20, 2011

Office of the Speaker
Judith T. Won Pat, Ed. D.

Date 2/20/12
Time 4:15 PM
Received by [Signature]

Dear Speaker Won Pat:



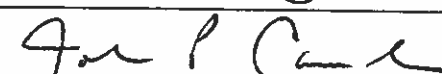
Enclosed is the Consolidated Revenue/Expenditure Report for the period ending January 31, 2011. There are several statutes requiring monthly reports of revenues in addition to a report requiring both revenue and expenditure comparisons. In an effort to mitigate misunderstanding of the different amounts being reported, it was necessary to submit a "consolidated" report which contains all the comparative information pursuant to each of the statutory reporting requirements. In this format, it is evident that there are varying numbers due to the different "basis of comparison". It should be noted that the amounts reflected in this report are subject to internal audit and analysis and therefore are subject to change, which is the nature of these interim reports. However, it is submitted to meet compliance with each reporting mandate. It is important to note that the Department of Administration, Department of Revenue and Taxation and the Bureau of Budget and Management Research are continuing their efforts to improve the format, content and usefulness of this report.

Should you have any questions, please do not hesitate to call me.

Sincerely,


JOHN A. RIOS

Enclosures

Certification of information contained in Enclosures subject to Note 1.
 John A. Rios, Director, Bureau of Budget and Management Research
 Benita A. Mangiona, Director, Department of Administration
 John P. Camacho, Director, Department of Revenue and Taxation

**Government Of Guam
Consolidated Revenue / Expenditure Report^{1/}
General Fund**

**Combined Comparative Statement of Revenues
MONTHLY ACTUAL Collection Comparison FY2012 and FY2011
For the Month Ending January 31.**

	January, 2012	January, 2011	Increase (Decrease)		Fiscal Year 2012	Fiscal Year 2011	Increase (Decrease)
Income taxes:							
Individual Corporation	\$ 29,567,442	\$ 7,042,025	\$ 22,525,418		\$ 38,481,910	\$ 19,949,162	\$ 18,532,748
Withholding	5,629,170	11,281,379	(5,652,209)		25,857,437	36,970,525	(11,113,088)
Withholding - COLA	17,564,487	17,989,802	(425,315)		65,237,157	58,997,309	6,239,848
Interest & penalties	0	0	0		590,458	10,742	580,216
	72,305	1,979,086	(1,906,782)		1,151,359	2,876,645	(1,724,285)
Income Taxes	52,833,404	38,292,291	14,541,113		137,318,322	118,802,884	12,515,438
Business privilege taxes:							
Gross Receipts Taxes	22,363,996	18,107,262	4,256,734		76,215,461	66,512,888	9,702,573
Other Taxes	0	0	0		94	56	38
Admissions tax	16,973	256,038	(239,065)		829,864	952,265	(122,402)
Use tax	22,380,969	18,363,300	4,017,669		77,045,419	67,465,210	9,580,209
Business Privilege Taxes	41,744,938	36,726,600	5,018,338		154,140,608	134,982,319	19,158,289
Licenses, Fees & Permits	105,665	102,290	3,376		601,960	501,621	100,339
Use of Money & Property	(13,549)	30,652	(45,201)		2,729,411	248,371	2,481,040
Federal Sources	4,786,839	4,001,249	785,590		18,379,630	16,210,067	2,169,563
Department Charges:							
Agriculture	548	163	385		1,501	933	568
Police & corrections	0	5	(5)		10	5	5
Public works	900	225	675		7,508	2,700	4,808
Public health	23,717	12,927	10,790		63,111	47,692	15,419
Commerce	32,370	39,139	(6,769)		96,554	134,803	(38,249)
Other charges	84,637	48,703	35,934		81,146	225,022	(143,876)
Department Charges	142,172	101,162	41,010		249,830	411,155	(161,325)
Section 2718 Funds	0	0	0		0	0	0
TOTAL GENERAL FUND REVENUES	\$ 80,234,502	\$ 60,890,945	\$ 19,343,556		\$ 230,324,571	\$ 203,639,307	\$ 26,685,264
Budget (Provision per P.L. 31-77)^{2/}	\$ 13,689,471	\$ 13,047,148	\$ 642,323		\$ 33,251,358	\$ 31,722,916	\$ 1,528,442
DRT Estimated (Subject to change and to be recorded on DOA books)	\$ 13,692,000	\$ 13,047,148	\$ 644,852		\$ 33,390,000	\$ 31,722,916	\$ 1,667,084

PROVISION FOR TAX REFUNDS

	\$ 80,234,502	\$ 60,890,945	\$ 19,343,556		\$ 230,324,571	\$ 203,639,307	\$ 26,685,264
Budget (Provision per P.L. 31-77)^{2/}	\$ 13,689,471	\$ 13,047,148	\$ 642,323		\$ 33,251,358	\$ 31,722,916	\$ 1,528,442
DRT Estimated (Subject to change and to be recorded on DOA books)	\$ 13,692,000	\$ 13,047,148	\$ 644,852		\$ 33,390,000	\$ 31,722,916	\$ 1,667,084

^{1/} Revenues are based on a modified accrual basis. During the year, revenues are recognized on a cash basis, but at year end an accrual is made in accordance with GASB 33.
^{2/} Estimates are recorded for the provision for 2012 Refunds & Section 30 is prorated for 12 months.
^{3/} This includes the \$2-M received for ACTC that will be adjusted against FY2010 and FY2011 and does not include the estimated refunds for FY2012.
^{4/} Note 1: Data contained herein are subject to change as additional reconciliations are performed and obtained that substantiates the correct presentation of the underlying revenue transactions.
^{5/} Note 2: The Point of Sale System has been down since December 2011. As such, the government is recording cash receipts on a manual basis and has experienced significant processing delay. These numbers are subject to reconciliation and subject to change.

**Government Of Guam
Consolidated Revenue / Expenditure Report^{1/}
General Fund**

MONTHLY ADOPTED Revenue Allocated vs. MONTHLY ACTUAL Revenue
For the Month Ended January 31, 2012.
Pursuant to 5 GCA, Ch. 4, §4109(c)(3) [due no later than 20 days after month-end]


QUARTERLY ADOPTED Revenue Allocated vs. QUARTERLY ACTUAL Revenue
For the 1st Quarter of the Fiscal Year
Pursuant to 5 GCA, Ch. 4, §4109(f) [due 30 days after the close of each quarter] / 3

	FY2012 Adopted Revenues Allocated for the Month ^{1/}	FY2012 Actual Collections for the Month	Favorable (Unfavorable)
Income taxes:			
Individual	\$ 7,090,765	\$ 29,567,442	\$ 22,476,677
Corporation	7,331,522	5,629,170	(1,702,351)
Withholding	18,256,860	17,564,487	(692,373)
Withholding - COLA	0	0	0
Interest & penalties	0	72,305	72,305
Income Taxes	32,679,147	52,833,404	20,154,258
Business privilege taxes:			
Gross Receipts Taxes	18,213,688	22,363,996	4,150,308
Other Taxes	0	0	0
Admissions tax	233,123	16,973	(216,150)
Use tax	18,446,811	22,380,969	3,934,158
Business Privilege Taxes	18,693,622	41,741,938	23,048,316
Licenses, Fees & Permits	125,125	105,665	(19,459)
Use of Money & Property	(40,276)	(14,549)	25,727
Federal Sources	4,100,172	4,786,839	686,667
Department Charges:			
Agriculture	149	548	399
Police & corrections	7	0	(7)
Public works	4,595	900	(3,695)
Public health	11,263	23,717	12,454
Commerce	12,425	32,370	19,945
Other charges	45,463	84,637	39,174
Department Charges	73,905	142,172	68,268
Section 2718 Funds	0	0	0
TOTAL GENERAL FUND REVENUES	\$ 55,384,933	\$ 80,234,502	\$ 24,849,568

FY2012 Adopted Revenues Allocated for the Quarter^{1/}

FY2012 Actual Collections for the Quarter

Favorable (Unfavorable)



Note 1: Data contained herein are subject to change, as additional reconciliations are performed and obtained that substantiates the correct presentation of the underlying revenue transactions.

^{1/} Revenues are based on a modified accrual basis of accounting as determined in GASB 34. During the year, revenues are recognized on a cash basis, but at year-end an accrual is made in accordance with GASB 33.

^{2/} This information will be updated in the quarter ending 12/31/2011.

^{3/} Based on Adopted Revenues allocated per P.L. 31-077, Chapter 1, Section 2(D).

**Government Of Guam
Consolidated Revenue / Expenditure Report^{1/}
General Fund**

YTD ADOPTED Revenues Allocated vs. YTD ACTUAL Collections
Ending Four Month Ending January 31, 2012.
Pursuant to 5GCA Ch. 4 §4109(c)(3) [due 20 days after month-end]

FY2012-ADOPTED Revenues vs. PROJECTED Revenues to Year End
Pursuant to 2GCA, Ch. 13, §13109(a)(1) [due no later than 30 days after month-end]; 5GCA, Ch. 4, §4109(c)(3) [due no later than 20 days after month-end], and P.L. 31-77, Ch. XIII, §5 [due no later than 30 days after month-end]

	FY2012 Adopted Revenues for the Cumulative Period ^{6/}	FY2012 Actual Revenues for the Cumulative Period	Favorable (Unfavorable)	FY2012 Adopted Revenues (Full Year Projection) ^{7/}	FY2012 Revenue Tracking	Favorable (Unfavorable)
Income taxes:						
Individual Corporation	\$ 18,130,758	\$ 38,481,910	\$ 20,351,152	\$ 81,651,368	\$ 87,371,553	\$ 5,720,185
Withholding	32,429,726	25,857,437	(6,572,289)	111,802,336	95,259,014	(16,543,322)
Withholding - COLA	68,793,536	65,237,157	(3,556,380)	209,256,708	197,896,780	(11,359,928)
Interest & penalties	0	590,458	590,458	0	0	0
	0	1,151,359	1,151,359	0	0	0
Income Taxes	119,354,020	131,318,322	11,964,301	402,710,412	380,527,347	(22,183,065)
Business privilege taxes:						
Gross Receipts Taxes	69,987,761	76,215,461	6,227,700	215,900,178	235,599,033	19,698,855
Other Taxes	0	94	94	0	0	0
Admissions tax	1,190,902	829,864	(361,038)	3,529,781	2,514,468	(1,015,313)
Use tax	71,178,663	77,045,419	5,866,756	219,429,959	238,113,501	18,683,542
Business Privilege Taxes	142,257,326	154,100,748	11,843,422	438,359,918	476,227,011	37,867,093
Licenses, Fees & Permits	571,646	601,960	30,315	5,547,355	6,676,411	1,129,056
Use of Money & Property	123,347	2,729,411	2,606,064	672,804	3,259,531	2,586,727
Federal Sources	16,605,659	18,379,630	1,773,970	50,228,855	55,134,293	4,905,438
Department Charges:						
Agriculture	1,125	1,501	376			
Police & corrections	156	10	(146)			
Public health	73,046	7,508	(65,538)			
Commerce	56,313	63,111	6,798			
Other charges	71,922	96,554	24,632			
	263,276	81,146	(182,130)			
Department Charges	465,838	249,830	(216,008)	1,850,178	1,003,413	(846,765)
Section 2718 Funds	0	0	0	7,545,989	7,545,989	0
TOTAL GENERAL FUND REVENUES	\$ 208,299,173	\$ 230,324,571	\$ 22,025,398	\$ 687,985,552	\$ 692,260,484	\$ 4,274,932
			10.57%			0.62%

Footnotes:
^{1/} Revenues are based on a modified accrual basis. During the year, revenues are recognized on a cash basis, but at year end an accrual is made in accordance with GASB 33.
^{2/} Section 30 is prorated for 13 months.
^{3/} Based on Adopted Revenues allocated per P.L. 31-077, Chapter 1, Section 2(1).
^{4/} Based on Adopted Revenues P.L. 31-077, Chapter 1, Section 2.

Note 1. Data contained herein are subject to change, as additional reconciliations are performed and obtained that substantiates the correct presentation of the underlying revenue transactions.

**Government of Guam
Consolidated Revenue/Expenditure Report
General Fund
As of December 31, 2011**

(Pursuant to §4109 (c) (3) of Title 5 GCA)
General Fund

EXPENDITURES & ENCUMBRANCES	APPROPRIATIONS ¹	EXPENDITURES ²	ENCUMBRANCES	FUNDS AVAILABLE
EXECUTIVE DIRECTION				
Office of I Magalahaen Guahan	5,266,077	1,322,810	639,172	3,304,095
Commission on Decolonization	104,438	24,480	799	79,158
Ancestral Lands Commission	178,471	46,696	-	131,775
Department of Veterans Affairs	293,983	85,278	10,019	198,686
I Segundu Na Magalahaen Guahan	937,676	212,375	22,612	702,688
Bureau of Budget & Management Research	1,019,592	282,106	-	737,486
Civil Service Commission	802,323	215,902	81,784	504,636
Guam Election Commission	892,590	184,482	178,204	529,904
Bureau of Statistics & Plans	1,162,413	328,284	13,938	820,191
Public Works	8,456,304	2,422,900	-	6,033,404
Department of Land Management	640,932	185,702	232,137	223,094
Military Affairs	673,834	110,622	108	563,104
Chamorro Land Trust Commission	-	-	-	-
TOTAL	20,428,633	5,421,637	1,176,773	13,828,223
PUBLIC SAFETY				
Guam Police Department	24,260,681	7,004,941	112,811	17,142,929
Corrections	14,829,095	4,235,191	2,041,380	8,552,464
Corrections - PY Cost of Care & Custody of Prisoners in Fed. Fac.	676,457	127,560	-	548,897
Guam Fire Department	26,745,552	6,472,874	146,004	20,126,674
Youth Affairs	3,648,826	1,040,980	56,968	2,550,878
Youth Affairs Runaway, Homeless or Victims of Abuse Programs	346,325	25,662	-	320,663
Chief Medical Examiner	398,894	99,392	491	299,011
TOTAL	70,905,770	19,006,599	2,357,655	49,541,516
HOMELAND SECURITY				
Customs and Quarantine	-	-	-	-
Civil Defense	-	-	-	-
TOTAL	-	-	-	-
HEALTH				
Dept. of Public Health & Social Services	19,603,218	2,927,855	6,534,167	10,141,196
MIP/Medicaid Program (DPH&SS)	27,490,606	4,254,907	59,716	23,175,983
Public Assistance Programs (DPH&SS)	1,821,183	958,666	-	862,517

Note 1. Data contained herein are subject to change as additional reconciliations are performed and obtained that substantiates the correct presentation of the underlying revenue and expenditure transactions.

**Government of Guam
Consolidated Revenue/Expenditure Report
General Fund
As of December 31, 2011**

	EXPENDITURES & ENCUMBRANCES	APPROPRIATIONS ^{1/}	EXPENDITURES ^{2/}	ENCUMBRANCES	FUNDS AVAILABLE
Mental Health and Substance Abuse	10,265,287	2,604,918	3,173,345	4,487,023	3,000,000
Mental Health and Substance Abuse Amended Permanent Injunction	3,000,000				
Mental Health and Substance Abuse Outsourcing Services Providing Drug & Alcohol Detoxication, Rehab & Prevention	839,040	67,731	771,309	245,104	7,500
Mental Health I Famaguon Wrap/Around Care	245,104	48,285			431,713
Mental Health and Substance Abuse - Oasis Empowerment Center	50,000	40,866	1,634		1,557,582
Guam Memorial Hospital/ Authority	2,060,918	1,629,205			
Dept. of Integ. Services for Indiv. With Dis.	1,805,771	181,694	66,496		
TOTAL	67,181,127	12,714,127	10,606,667	43,908,618	
EDUCATION					
Department of Education Operations	179,639,344	48,119,836			131,519,508
DOE - Medical/Dental/Life Insurance	3,456,994				3,456,994
DOE Chamorro Studies Division	381,120				381,120
Department of Education Textbooks	2,000,000				2,000,000
DOE - Power	408,214				408,214
University of Guam	19,934,790	6,701,596			13,233,194
UOG Medical/Dental/Life Insurance	843,801	256,940			586,861
UOG Utilities (Power/Water)	4,145,880	1,381,960			2,763,920
UOG Scholarships (SSFAP)	2,423,137	807,712			1,615,425
UOG A.C. Yamashita Ed. Corps.	1,176,221	392,072			784,149
UOG Aquaculture Development and Training Center	125,234	41,752			83,502
UOG WERI (Guam Hydro. Survey)	182,694	60,900			121,794
UOG WERI (Water Resource Monitoring)	155,626	51,876			103,750
UOG Northern & Southern Soil & Water Conservation District Programs	149,384	49,796			99,588
UOG KPRG Ops	89,467	29,824			59,643
Guam Community College	11,400,130	3,800,044			7,600,086
GCC - Medical/Dental/Life Insurance	316,564	105,518			211,046
GCC - Utilities (Power/Water)	1,304,208	434,732			1,304,208
GCC - LPN & Voc Guidance Programs	705,058	235,020			470,038
Guam Commission for Educator Certification	172,685	43,150			129,535
Guam Public Library	1,049,120	266,731	68,321		714,068
PBS Guam	517,275	161,878			355,397
TOTAL	230,596,966	62,941,338	68,321	168,022,039	
UTILITIES					
TOTAL					
FINANCE & ADMINISTRATION					
Department of Administration	7,380,720	2,823,149	609,592		3,947,979
Government Claims Fund	100,000				100,000
DOA - Government Annual Single Audit	377,000	85,000			292,000
Residential Treatment Fund	1,200,000				1,200,000
Interest Only Payments to GovGuam Retirement Fund (ODOE GMHA)	332,753				332,753
Child in Custody - 19 GCA §5116	649,962	125,383	167,086		357,493
TOTAL	10,040,435	3,033,532	776,678	6,230,225	

Note 1. Data contained herein are subject to change as additional reconciliations are performed and obtained that substantiates the correct presentation of the underlying revenue and expenditure transactions.

**Government of Guam
Consolidated Revenue/Expenditure Report
General Fund
As of December 31, 2011**

<u>EXPENDITURES & ENCUMBRANCES</u>	<u>APPROPRIATIONS¹</u>	<u>EXPENDITURES²</u>	<u>ENCUMBRANCES</u>	<u>FUNDS AVAILABLE</u>
REVENUE & TAXATION				
Department of Revenue & Taxation	9,738,912	2,209,550	4,302	7,525,059
TOTAL	9,738,912	2,209,550	4,302	7,525,059
JUSTICE				
Office of the Attorney General	11,621,712	2,159,436	415,715	9,046,562
TOTAL	11,621,712	2,159,436	415,715	9,046,562
NATURAL RESOURCES				
Department of Agriculture	2,214,105	596,699	12,198	1,605,207
Dept of Agri- Ranking Structure for Conservation Law Enforcement	60,000	-	-	60,000
Department of Agriculture- Animal Shelter	98,083	34,738	48,634	98,083
Guam Environmental Protection Agency	-	-	-	-
TOTAL	2,372,188	631,437	60,832	1,763,290
LABOR				
Worker's Compensation Fund	798,593	-	-	798,593
Department of Labor	1,143,916	273,495	124,739	745,681
Agency for Human Resources Dev. (Federal)	-	-	-	-
TOTAL	1,942,509	273,495	124,739	1,544,274
TOURISM & CULTURE				
Guam Visitors Bureau	-	-	-	-
Guam Council on the Arts and Humanities	260,384	62,374	-	198,010
Department of Chamorro Affairs	1,058,377	232,849	145,436	680,092
TOTAL	1,318,761	295,223	145,436	878,102
HOUSING & ECONOMIC DEVELOPMENT				
DOA Administration Housing	-	-	-	-
TOTAL	-	-	-	-

Note 1. Data contained herein are subject to change as additional reconciliations are performed and obtained that substantiates the correct presentation of the underlying revenue and expenditure transactions.

**Government of Guam
Consolidated Revenue/Expenditure Report
General Fund
As of December 31, 2011**

EXPENDITURES & ENCUMBRANCES	APPROPRIATIONS ^a	EXPENDITURES ^a	ENCUMBRANCES	FUNDS AVAILABLE
TRANSPORTATION				
TOTAL	2,715,569	670,883	-	2,044,686
Department of Parks & Recreation	2,715,569	670,883	-	2,044,686
TOTAL	2,715,569	670,883	-	2,044,686
JUDICIAL/LEGISLATIVE/OTHERS				
Mayor's Council of Guam	7,023,237	1,806,382	180,682	5,036,173
Mayor's Council- Public Safety & Social Education	416,860	29,815	164,195	222,850
Mayor's Council- Grounds Maintenance for Schools	447,863	111,966	-	335,897
Guam Legislature	7,348,519	2,449,506	-	4,899,013
Guam Legislature- Office of Finance and Budget	378,737	126,246	-	252,491
Unified Judiciary	22,917,908	7,780,632	-	15,137,276
Judiciary - Court Appt. Fees	745,433	400,000	-	345,433
Judiciary - Adult and Juvenile Drug Courts	651,277	232,984	-	418,293
Public Defender Services Corp	3,736,496	1,380,657	-	2,355,839
Office of Public Accountability	1,260,507	348,155	-	912,352
TOTAL	44,926,837	14,666,343	344,877	29,915,617
MISCELLANEOUS APPROPRIATIONS				
Retirement (Health/Dental/Life Insurance)	5,660,936	-	-	4,246,602
Retirement (Medicare Premiums)	11,438,342	7,191,740	-	608,650
Retirement (Judges Annuities)	987,000	378,350	-	313,613
Retirement (Gov./Lt. Gov. Pensions)	466,429	152,816	-	154,979
DOA- Medical Dental Life	232,515	77,536	-	504,015
DOA - Utility Account - Power	2,233,575	1,729,560	-	1,520,837
DOA - Utility Account - Water	2,698,925	1,509,382	1,178,088	235,699
DOA - Utility Account - DOE Promissory Note	562,011	235,674	326,312	1,000,000
DOA- COLA	2,400,000	1,000,000	1,400,000	(478,408) ^{1A}
DOA- Vacancy Pool	6,770,500	7,248,908	-	404,770
DOA- Supplemental Annuity Benefits Special Fund	404,770	-	-	7,596,303
TOTAL	11,696,303	4,100,000	-	-

Note 1. Data contained herein are subject to change as additional reconciliations are performed and obtained that substantiates the correct presentation of the underlying revenue and expenditure transactions.

**Government of Guam
Consolidated Revenue/Expenditure Report
General Fund
As of December 31, 2011**

EXPENDITURES & ENCUMBRANCES	APPROPRIATIONS ¹	EXPENDITURES ²	ENCUMBRANCES	FUNDS AVAILABLE ³
Revenue Taxation- Emergency Tax Refunds				
Mayor's Council - Talofofo Indoor Gym				
GMHA Pharmaceutical Fund				
TOTAL	39,890,370	23,623,967	2,904,400	16,107,060
CONTINUING APPROPRIATIONS				
Limited Obligation (Section 30) Bond, Series 2001A				
GDOE Series 2010A JFK Project	9,825,631	6,600	-	9,819,031
2008 Short Term Financing (GF/Section 30)	4,348,433	2,388,979	-	1,959,454
General Obligation Bonds, 2007 A	3,470,840	997,505	-	2,473,335
General Obligation Bonds, 2009 Series A	7,874,700	-	-	7,874,700
2002 Short Term Financing	21,436,781	12,469,838	-	21,436,781
TOTAL	48,238,203	15,862,921	-	44,845,120
GRAND TOTAL	561,917,992	163,510,487	18,988,395	395,200,392

Footnotes:

- ¹ Pursuant to PL 31-75/PL 31-77 General Fund Appropriations (does not include GWA reimb and Sec. 2718 appropriations)
- ² Actual Cumulative preliminary numbers provided by DOA to exclude X & Z accounts; system run date as of 2/16/12
- ³ GMHA Pharmaceutical Fund is a set-aside amount per Public Law 31-77
- ⁴ Pending DOA reconciliation and booking of the collected Autonomous Agencies COLA reimbursements.