



BUREAU OF BUDGET & MANAGEMENT RESEARCH

OFFICE OF THE GOVERNOR
Post Office Box 2950, Hagåtña Guam 96932

FELIX P. CAMACHO
GOVERNOR

OCT 30 2007

BERTHA M. DUENAS
ACTING DIRECTOR

MICHAEL W. CRUZ, M.D.
LIEUTENANT GOVERNOR

The Honorable Mark Forbes
Speaker
I Mina'Bente Nuebi Na Liheslaturan Guåhan
Twenty-Ninth Guam Legislature
155 Hesler Place
Hagåtña, Guam 96910

Dear Speaker Forbes:

Attached is the preliminary monthly Revenue Tracking Report pursuant to Public Law 29-02, Chapter VI, Section 39. The report includes preliminary draft revenue totals as of September 30, 2007.

Should you have any questions, please do not hesitate to call me.

Sincerely,

BERTHA M. DUENAS
Acting

Attachment


cc: Vice Speaker Eddie Calvo


Senator Edward J.B. Calvo
ACKNOWLEDGEMENT RECEIVED
Rec'd by: *Nike*
Time: *3:45*
10/30/07


Office of the Speaker
MARK FORBES
Date: *10/30/07*
Time: *3:51*
Rec'd by: *[Signature]*
Print Name: *Carl Aquino*

Government of Guam
 Fiscal Year 2007 Revenue Report
 P.L. 29-02, Chapter VI, Section 39

	(1) FY2007 Revenue Projection (P.L. 29-02)	(2) Oct 2006 - Sept 2007 Revenue Stmt.	(3) Oct 2005 - Sept 2006 Revenue Stmt.	(4) Year to Date Variance (2-3)	(5) Baseline Tracking net of Adjustments	(6) Revenue Adjustments	(7) Adjusted Tracking (5+6)	(8) Actual vs. Projection (2-1)
Income Taxes								
Individual Corporation	80,732,441	62,460,372	47,125,082	15,335,290	49,983,089	12,477,274	62,460,362	(18,272,069)
Withholding, Interest & Penalties	67,687,252	87,905,039	57,809,721	30,095,318	78,648,134	8,961,704	87,609,838	20,217,787
Provision for refunds	165,057,227	163,265,040	164,515,322	(1,250,282)	158,501,680	4,940,440	163,442,120	(1,792,187)
	(75,600,000)	(75,600,003)	(72,000,000)	(3,600,003)	(75,600,002)	0	(75,600,002)	(3)
Total Income Taxes	237,876,920	238,030,448	197,450,125	40,580,323	211,532,900	26,379,418	237,912,318	153,528
Business Privilege Taxes								
Gross Receipt Taxes	167,504,042	170,964,005	154,186,164	16,777,841	169,528,426	1,492,376	171,020,802	3,459,963
Other Taxes: Admission/Use Tax	1,911,014	2,451,318	2,993,264	(541,946)	2,451,549	0	2,451,549	540,304
Total Business Privilege Taxes	169,415,056	173,415,323	157,179,428	16,235,895	171,979,975	1,492,376	173,472,351	4,000,267
Total Licenses, Fees, & Permits								
	5,917,294	4,273,678	1,602,252	2,671,426	4,273,824	3,117,532	7,391,356	(1,643,616)
Total Use of Money & Property								
	2,626,680	286,448	1,594,909	(1,308,461)	286,443	0	286,443	(2,340,232)
Total Federal Sources								
	73,085,290	74,249,691	58,519,229	15,730,462	53,249,445	21,000,000	74,249,445	1,164,401
Total Department Charges								
	7,340,195	1,200,545	945,607	254,938	1,202,228	2,451,214	3,653,442	(6,139,650)
TOTAL GENERAL FUND REVENUES								
	496,261,435	491,456,133	417,291,550	74,164,583	442,524,815	54,440,539	496,965,354	(4,805,302)
Transfers In- Real Property Tax Amenesty								
	0	2,451,214	0	0	0	0	0	2,451,214
TOTAL	496,261,435	493,907,347	417,291,550	74,164,583	442,524,815	54,440,539	496,965,354	(2,354,088)

Certified By:  _____
 Bertha Duenas, Acting Director, BBMR
 Date: 10/30/07

for  _____
 Lourdes M. Perez, Director, DOA
 Date: 10-30-07

 _____
 Artemio B. Illagan, Director, DRI
 Date: 10-30-07

DRAFT

Government Of Guam
 Combined Comparative Statement Of Revenues
 General Fund
 September 30, 2007 & 2006

	For the Months			Increase (Decrease)	Year-To-Date	
	September, 2007	September, 2006	September, 2006		Fiscal Year 2007	Fiscal Year 2006
Income taxes:						
Individual	\$3,705,467	\$3,918,631	(\$213,164)	\$62,460,373	\$47,125,080	\$15,335,293
Corporation	17,100,440	12,916,937	4,183,503	87,905,039	57,809,721	30,095,318
Withholding	12,772,324	12,049,536	722,788	161,150,017	162,917,248	(1,767,231)
Interest & penalties	106,518	124,044	(17,527)	2,115,023	1,598,076	516,947
Provision for refunds	(6,280,982)	(6,190,720)	(100,262)	(75,600,003)	(72,000,000)	(3,600,003)
Total Income Taxes	27,393,767	22,818,429	4,575,338	238,030,449	197,450,125	40,580,324
Business privilege taxes:						
Gross Receipts Taxes	15,072,506	12,791,597	2,280,909	170,964,005	154,186,163	18,777,842
Other Taxes:						
Admissions tax	600	0	600	29,320	12,325	16,995
Use tax	(186,923)	39,262	(226,185)	2,421,998	2,980,936	(558,940)
Total Business Privilege Taxes	14,886,183	12,830,858	2,055,325	173,415,323	157,179,428	16,235,897
Total Licenses, Fees & Permits	116,132	32,989	83,143	4,273,678	1,602,252	2,671,426
Total Use of Money & Property	22,236	1,314,903	(1,292,668)	286,448	1,594,909	(1,308,461)
Federal Sources:						
Section 30	3,826,659	4,735,406	(908,747)	72,585,977	56,824,861	15,761,116
Immigration fees	16,346	71,945	(55,599)	1,148,022	1,309,395	(161,373)
DYA Juvenile Immigration Fee	0	0	0	0	21,715	(21,715)
Indirect cost recovery	18,519	52,908	(34,388)	515,691	363,280	152,431
Total Federal Sources	3,861,524	4,860,259	(998,735)	74,249,690	58,519,231	15,730,459
Department Charges:						
Agriculture	1,119	80	1,039	7,320	3,046	4,274
Police & corrections	0	0	0	418	0	418
Public works	11,675	9,070	2,605	36,247	52,620	(16,373)
Public health	8,611	10,817	(2,206)	157,151	154,379	2,772
Commerce	4,021	6,792	(2,771)	103,211	112,544	(9,333)
Other charges	39,730	75,164	(35,434)	896,198	623,014	273,184
Total Department Charges	65,156	101,922	(36,766)	1,200,545	945,603	254,942
TOTAL GENERAL FUND REVENUES	\$46,344,998	\$41,959,360	\$4,385,638	\$491,456,133	\$417,291,546	\$74,164,587

Note: All of the above actual revenues are based upon the cash basis of accounting due to the difficulties in projecting when assessed taxes may ultimately be collected estimated transactions).

²Portion of the Annual Section 30 Funds received from the Department of the Interior on July 11, 2007 in the amount of \$21,175,749.35.