



# BUREAU OF BUDGET & MANAGEMENT RESEARCH

OFFICE OF THE GOVERNOR

Post Office Box 2950, Hagåtña Guam 96932

**EDDIE BAZA CALVO**  
GOVERNOR

**JOHN A. RIOS**  
DIRECTOR

**RAY TENORIO**  
LIEUTENANT GOVERNOR

Office of the Speaker  
**Judith T. Won Pat, Ed. D.**

Date 5/24/13  
Time 4:50 P.M.  
Received by J.S. TENDONADO

The Honorable Judith Won Pat  
Speaker  
I Mina'trentai Dos Na Liheslaturan Guåhan  
Thirty-Second Guam Legislature  
155 Hesler Place  
Hagåtña, Guam 96910

May 24, 2013

Dear Speaker Won Pat:



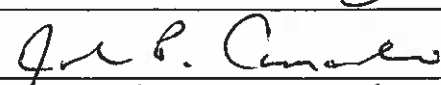
Thank you for the opportunity in providing additional time to submit the enclosed Consolidated Revenue/Expenditure Report for the period ending April 30, 2013. There are several statutes requiring monthly reports of revenues in addition to a report requiring both revenue and expenditure comparisons. In an effort to mitigate misunderstanding of the different amounts being reported, it was necessary to submit a "consolidated" report which contains all the comparative information pursuant to each of the statutory reporting requirements. In this format, it is evident that there are varying numbers due to the different "basis of comparison". It should be noted that the amounts reflected in this report are subject to internal audit and analysis and therefore are subject to change, which is the nature of these interim reports. However, it is submitted to meet compliance with each reporting mandate. It is important to note that the Department of Administration, Department of Revenue and Taxation and the Bureau of Budget and Management Research are continuing their efforts to improve the format, content and usefulness of this report.

Should you have any questions, please do not hesitate to call me.

Sincerely,

  
JOHN A. RIOS

Enclosures

Certification of information contained in Enclosures subject to Note 1.
 John A. Rios, Director, Bureau of Budget and Management Research
 Benita A. Manglona, Director, Department of Administration
 John P. Camacho, Director, Department of Revenue and Taxation

**Government Of Guam  
Consolidated Revenue / Expenditure Report<sup>n</sup>  
General Fund**

**Combined Comparative Statement of Revenues  
MONTHLY ACTUAL Collection Comparison FY2013 and FY2012  
For the Month Ending April 30.**

**Combined Comparative Statement of Revenues  
YTD ACTUAL Collection Comparison FY2013 and FY2012  
Seven Months Ending April 30.**

	April, 2013	April, 2012	Increase (Decrease)	Fiscal Year 2013	Fiscal Year 2012	Increase (Decrease)
<b>Income taxes:</b>						
Individual Corporation	\$ 33,748,143	\$ 23,655,670	\$ 10,092,473	\$ 57,426,943	\$ 67,698,483	\$ (10,271,540)
Withholding	13,271,367	13,309,538	(38,171)	61,290,178	56,023,266	5,266,911
Withholding - COLA	18,321,345	17,222,147	1,099,199	123,406,415	116,789,754	6,616,661
Interest & penalties	0	0	0	2,000	596,874	(594,874)
	262,799	255,114	7,685	2,073,032	1,666,203	406,829
<b>Income Taxes</b>	<b>65,603,654</b>	<b>54,442,469</b>	<b>11,161,185</b>	<b>244,198,568</b>	<b>242,774,581</b>	<b>1,423,988</b>
<b>Business privilege taxes:</b>						
Gross Receipts Taxes	22,954,521	17,767,410	5,187,111	127,106,618	125,991,124	1,115,494
Other Taxes:						
Admissions tax	50	0	50	800	319	481
Use tax	200,580	188,534	12,046	1,717,582	1,593,934	123,648
<b>Business Privilege Taxes</b>	<b>23,155,151</b>	<b>17,955,944</b>	<b>5,199,207</b>	<b>128,825,001</b>	<b>127,885,377</b>	<b>1,239,623</b>
<b>Licenses, Fees &amp; Permits</b>	<b>108,814</b>	<b>96,098</b>	<b>12,716</b>	<b>779,744</b>	<b>861,157</b>	<b>(81,413)</b>
<b>Use of Money &amp; Property</b>	<b>2,331</b>	<b>9,055</b>	<b>(6,724)</b>	<b>65,701</b>	<b>2,748,291</b>	<b>(2,682,590)</b>
<b>Federal Sources<sup>n</sup></b>	<b>4,881,819</b>	<b>4,599,817</b>	<b>282,002</b>	<b>33,998,830</b>	<b>32,376,407</b>	<b>1,622,423</b>
<b>Department Charges:</b>						
Agriculture	631	760	(129)	3,035	3,636	(601)
Police & corrections	0	10	(10)	20	20	0
Public works	3,120	6,470	(3,350)	17,843	18,970	(1,128)
Public health	630	16,812	(16,182)	51,780	149,117	(97,337)
Commerce	57,630	33,623	24,007	196,403	180,002	16,401
Other charges	49,180	157,004	(107,824)	411,720	136,186	275,534
<b>Department Charges</b>	<b>111,191</b>	<b>671</b>	<b>110,520</b>	<b>690,801</b>	<b>487,932</b>	<b>192,869</b>
<b>TOTAL GENERAL FUND REVENUES:</b>	<b>\$ 93,862,959</b>	<b>\$ 77,104,054</b>	<b>\$ 16,758,906</b>	<b>\$ 408,548,645</b>	<b>\$ 406,833,745</b>	<b>\$ 1,714,900</b>
<b>Budget (Provision per P.L. 31-233<sup>n</sup>)</b>	<b>\$ 15,697,214</b>	<b>\$ 16,479,895</b>	<b>\$ (782,681)</b>	<b>\$ 62,268,650</b>	<b>\$ 65,378,604</b>	<b>\$ (3,109,954)</b>
<b>DRT Estimated (Subject to change and to be recorded on DOA books)</b>	<b>\$ 16,485,000</b>	<b>\$ 16,479,895</b>	<b>\$ 5,105</b>	<b>\$ 65,383,500</b>	<b>\$ 65,378,604</b>	<b>\$ 4,896</b>
<b>Estimates:</b>						
<b>PROVISION FOR TAX REFUNDS</b>						

<sup>n</sup> Revenues are based on a unified accrual basis of accounting as determined in GASB 34. During the year, revenues are recognized on a cash basis, but at year-end an accrual is made in accordance with GASB 34.  
<sup>n</sup> Estimates are provided for the provisions for 2013 Revenues & Expenditures for 12 months.

Note 1: Data contained herein are subject to change, as additional reconciliations are performed and obtained that substantiate the correct presentation of the underlying revenue transactions.

**Government Of Guam  
Consolidated Revenue / Expenditure Report<sup>1/</sup>  
General Fund**

**MONTHLY ADOPTED REVENUE ALLOCATED vs. MONTHLY ACTUAL REVENUE  
For the Month Ended April 30, 2013.  
Pursuant to 5 GCA, Ch. 4, §4109(c)(3) [due no later than 20 days after month-end]**

	FY2013 Adopted Revenues Allocated for the Month <sup>4/</sup>	FY2013 Actual Collections for the Month	Favorable (Unfavorable)
<b>Income taxes:</b>			
Individual	23,257,231	33,748,143	\$ 10,490,912
Corporation	12,852,190	13,271,367	419,177
Withholding	17,591,943	18,521,345	729,403
Withholding - COLA	0	0	0
Interest & penalties	0	262,799	262,799
<b>Income Taxes</b>	<b>53,701,364</b>	<b>65,803,654</b>	<b>11,902,290</b>
<b>Business privilege taxes:</b>			
Gross Receipts Taxes	19,261,849	22,954,521	3,692,672
<b>Other Taxes:</b>			
Admissions tax	0	50	50
Use tax	241,848	200,580	(41,268)
<b>Business Privilege Taxes</b>	<b>19,503,697</b>	<b>23,155,151</b>	<b>3,651,454</b>
<b>Licenses, Fees &amp; Permits</b>	<b>110,612</b>	<b>108,814</b>	<b>(1,798)</b>
<b>Use of Money &amp; Property</b>	<b>53,889</b>	<b>2,331</b>	<b>(51,549)</b>
<b>Federal Sources<sup>2/</sup></b>	<b>4,456,153</b>	<b>4,881,819</b>	<b>425,666</b>
<b>Department Charges:</b>			
Agriculture	276	631	355
Police & corrections	30	0	(30)
Public works	14,528	3,120	(11,408)
Public health	14,024	630	(13,394)
Commerce	17,107	57,630	40,523
Other charges	77,516	49,180	(28,336)
<b>Department Charges</b>	<b>123,481</b>	<b>111,191</b>	<b>(12,290)</b>
<b>TOTAL GENERAL FUND REVENUES</b>	<b>\$ 77,949,186</b>	<b>\$ 93,862,939</b>	<b>\$ 15,913,773</b>

Excludes:

- 1/ Revenues are based on a modified accrual basis of accounting as authorized in G.A.S.B. M. During the year, revenues are recognized on a cash basis, but if year-end is accrued in accordance with G.A.S.B. M.
- 2/ This information will be updated in the quarter ending 6/30/2013.
- 4/ Based on Adopted Revenues allocated per P.L. 31-233, Chapter I, Section 2(D).

Note: 1. Data contained herein are subject to change, as additional reconciliations are performed and discussed that substantiate the correct presentation of the underlying revenue transactions.

**QUARTERLY ADOPTED REVENUE ALLOCATED vs. QUARTERLY ACTUAL REVENUE  
For the 2nd Quarter of the Fiscal Year  
Pursuant to 5 GCA, Ch. 4, §4109(f) [due 30 days after the close of each quarter] 1/3**

	FY2013 Adopted Revenues Allocated for the Quarter <sup>4/</sup>	FY2013 Actual Collections for the Quarter	Favorable (Unfavorable)
<b>Income taxes:</b>			
Individual	20,169,892	33,391,885	\$ 13,221,993
Corporation	25,642,350	27,945,198	2,302,848
Withholding	50,520,713	53,855,942	3,335,229
Withholding - COLA	0	0	0
Interest & penalties	0	998,196	998,196
<b>Income Taxes</b>	<b>96,333,055</b>	<b>116,191,221</b>	<b>19,858,166</b>
<b>Business privilege taxes:</b>			
Gross Receipts Taxes	18,649,168	47,753,621	29,104,453
<b>Other Taxes:</b>			
Admissions tax	0	861,431	861,431
Use tax	888,588	44,595,052	43,706,464
<b>Business Privilege Taxes</b>	<b>19,537,756</b>	<b>93,210,104</b>	<b>73,672,348</b>
<b>Licenses, Fees &amp; Permits</b>	<b>310,071</b>	<b>286,624</b>	<b>(23,447)</b>
<b>Use of Money &amp; Property</b>	<b>(8,495)</b>	<b>24,119</b>	<b>32,614</b>
<b>Federal Sources<sup>2/</sup></b>	<b>13,426,594</b>	<b>14,527,579</b>	<b>1,100,985</b>
<b>Department Charges:</b>			
Agriculture	644	1,407	763
Police & corrections	14	16	2
Public works	61,009	7,275	(53,734)
Public health	49,614	16,873	(32,741)
Commerce	34,810	61,492	26,682
Other charges	178,859	177,783	(1,076)
<b>Department Charges</b>	<b>391,429</b>	<b>264,930</b>	<b>(126,499)</b>
<b>TOTAL GENERAL FUND REVENUES</b>	<b>\$ 169,984,672</b>	<b>\$ 198,429,516</b>	<b>\$ 28,444,844</b>

**Government Of Guam  
Consolidated Revenue / Expenditure Report<sup>n</sup>  
General Fund**

**YTD ADOPTED REVENUES ALLOCATED vs. YTD ACTUAL COLLECTIONS  
Ending Seven Months Ending April 30, 2013.  
Pursuant to SGCA Ch. 4 §4109(c)(3) (due 20 days after month-end)**

**FY2013 ADOPTED REVENUES vs. PROJECTED REVENUES TO YEAR END  
Pursuant to 2GCA, Ch. 13, §13109(a)(1) (due no later than 30 days after month-end); SGCA, Ch. 4,  
§4109(c)(3) (due no later than 20 days after month-end); and P.L. 31-233, Ch. XIII, §7 (due no later  
than 30 days after month-end)**

	FY2013 Adopted Revenues for the Cumulative Period <sup>a</sup>	FY2013 Actual Revenues for the Cumulative Period	Favorable (Unfavorable)	FY2013 Adopted Revenues (Full Year Projection) <sup>b</sup>	FY2013 Revenue Tracking	Favorable (Unfavorable)
<b>Income taxes:</b>						
Individual	\$ 53,199,255	\$ 57,426,943	\$ 4,227,688	\$ 73,489,937	\$ 79,455,335	\$ 5,965,398
Corporation	61,440,567	61,290,178	(150,389)	115,700,007	106,708,670	(8,991,337)
Withholding	116,890,177	123,406,415	6,516,239	204,643,469	216,746,365	12,102,896
Withholding - COLA	0	2,000	2,000	0	0	0
Interest & penalties	0	2,073,032	2,073,032	0	0	0
<b>Income Taxes</b>	<b>231,529,999</b>	<b>244,198,568</b>	<b>12,668,569</b>	<b>393,813,413</b>	<b>402,910,371</b>	<b>9,096,958</b>
<b>Business privilege taxes:</b>						
Gross Receipts Taxes	132,870,421	127,106,618	(5,763,803)	228,751,346	218,801,289	(9,950,057)
Other Taxes:						
Admissions tax	0	800	800	3,847,425	2,978,004	(869,421)
Use tax	2,123,551	1,717,582	(405,969)	232,598,771	221,779,293	(10,819,478)
<b>Business Privilege Taxes</b>	<b>134,993,972</b>	<b>128,825,001</b>	<b>(6,168,972)</b>	<b>232,598,771</b>	<b>221,779,293</b>	<b>(10,819,478)</b>
<b>Licenses, Fees &amp; Permits</b>	<b>871,033</b>	<b>779,744</b>	<b>(91,289)</b>	<b>5,070,909</b>	<b>4,848,472</b>	<b>(222,437)</b>
<b>Use of Money &amp; Property</b>	<b>295,633</b>	<b>65,701</b>	<b>(229,932)</b>	<b>808,896</b>	<b>259,748</b>	<b>(549,148)</b>
<b>Federal Sources<sup>a</sup></b>	<b>31,165,827</b>	<b>33,998,830</b>	<b>2,833,004</b>	<b>53,451,519</b>	<b>58,328,072</b>	<b>4,876,553</b>
<b>Department Charges:</b>						
Agriculture	1,879	3,035	1,156	1,861,714	1,529,168	(332,546)
Police & corrections	246	20	(226)			
Public works	167,114	17,843	(149,272)			
Public health	104,161	51,780	(52,381)			
Commerce	142,323	196,403	54,080			
Other charges	447,881	411,720	(36,161)			
<b>Department Charges</b>	<b>863,604</b>	<b>680,801</b>	<b>(182,803)</b>	<b>1,861,714</b>	<b>1,529,168</b>	<b>(332,546)</b>
<b>TOTAL GENERAL FUND REVENUES</b>	<b>\$ 399,720,068</b>	<b>\$ 408,548,645</b>	<b>\$ 8,828,576</b>	<b>\$ 687,605,222</b>	<b>\$ 689,655,124</b>	<b>\$ 2,049,902</b>
<b>Excess:</b>			<b>2.21%</b>			<b>0.30%</b>

<sup>1</sup> Revenues are based on a modified accrual basis of accounting as delineated in GASB 34. During the year, revenues are recognized on a cash basis, but at year-end an accrual is made in accordance with GASB 33.

<sup>2</sup> Based on Adopted Revenues allocated per P.L. 31-233, Chapter I, Section 2(D).

<sup>3</sup> Based on Adopted Revenues P.L. 31-233, Chapter I, Section 2.

Note 1. Data contained herein are subject to change, as additional reconciliations are performed and obtained that substantiate the correct presentation of the underlying revenue transactions.

**Government of Guam**  
**Consolidated Revenue/Expenditure Report**  
**General Fund**  
**As of April 30, 2013**

(Pursuant to §4109 (c) (3) of Title 5 GCA)  
 General Fund

<u>EXPENDITURES &amp; ENCUMBRANCES</u>	<u>APPROPRIATIONS <sup>1</sup></u>	<u>EXPENDITURES <sup>2</sup></u>	<u>ENCUMBRANCES</u>	<u>FUNDS AVAILABLE</u>
<b>EXECUTIVE DIRECTION</b>				
Office of I Maga'lahaen Guahan	5,306,622	2,686,350	548,681	2,071,591
Office of I Segundu Na Maga'lahaen Guahan	781,744	441,366	12,730	327,648
Commission on Decolonization	224,417	127,432	22	96,962
Ancestral Lands Commission	97,364	57,306	5,000	35,058
Department of Veterans Affairs	301,794	199,907	5,040	96,846
Dept of Veterans Affairs - Expansion of Cemetery (Local Match)	390,000	-	331,500	58,500
Bureau of Budget & Management Research	991,205	574,257	143	416,805
Civil Service Commission	791,321	453,298	24,446	313,577
Guam Election Commission	756,027	505,767	73,225	177,035
Bureau of Statistics & Plans	1,082,356	626,762	9,357	446,236
Public Works	9,774,206	4,868,306	468,529	4,437,371
Department of Land Management	380,082	185,702	92,851	101,529
Military Affairs	657,532	311,654	727	345,151
<b>TOTAL</b>	<b>21,534,670</b>	<b>11,038,109</b>	<b>1,572,251</b>	<b>8,924,310</b>
<b>PUBLIC SAFETY</b>				
Guam Police Department	26,040,529	14,889,445	591,080	10,560,004
Corrections	19,209,366	9,556,465	618,179	9,034,721
Corrections - PY Cost of Care & Custody of Prisoners in Fed. Fac.	651,862	329,909	-	321,953
Guam Fire Department	26,214,655	15,494,793	386,870	10,332,992
Youth Affairs	4,351,739	2,172,649	129,533	2,049,557
Youth Affairs- Runaway, Homeless or Victims of Abuse	311,086	210,714	53,709	46,663
Chief Medical Examiner	399,545	200,422	38,315	160,808
<b>TOTAL</b>	<b>77,178,782</b>	<b>42,854,396</b>	<b>1,817,687</b>	<b>32,506,699</b>
<b>HOMELAND SECURITY</b>				
Customs and Quarantine	-	-	-	-
Civil Defense	-	-	-	-
<b>TOTAL</b>	<b>-</b>	<b>-</b>	<b>-</b>	<b>-</b>

**Government of Guam**  
**Consolidated Revenue/Expenditure Report**  
**General Fund**  
**As of April 30, 2013**

	<u>APPROPRIATIONS<sup>1</sup></u>	<u>EXPENDITURES<sup>2</sup></u>	<u>ENCUMBRANCES</u>	<u>FUNDS AVAILABLE</u>
<b>HEALTH</b>				
Dept. of Public Health & Social Services	19,905,456	10,297,436	4,919,283	4,688,737
DPHSS MIP/Medicaid Program	28,201,453	17,505,472	64,868	10,631,113
DPHSS Public Assistance Program	2,381,200	1,430,031	-	951,169
Mental Health and Substance Abuse	13,078,591	4,944,195	1,941,415	6,192,982
Mental Health and Substance Abuse Outsourcing Services Providing Drug & Alcohol Detoxication, Rehab & Prevention	773,655	544,262	-	229,393
Mental Health and Substance Abuse - Oasis Empowerment Center	46,104	-	-	46,104
Guam Memorial Hospital Authority	2,225,415	1,766,603	-	458,812
Dept. of Integ. Services for Indiv. With Disabilities (DISID)	1,139,468	279,550	57,026	802,891
<b>TOTAL</b>	<b>67,751,342</b>	<b>36,767,549</b>	<b>6,982,592</b>	<b>24,001,201</b>
<b>EDUCATION</b>				
Department of Education Operations	182,246,286	101,419,538	-	80,826,748
DOE Chamoru Studies Division	381,120	-	-	381,120
DOE Textbooks	2,000,000	896,521	-	1,103,479
University of Guam	25,688,064	14,984,704	-	10,703,360
UOG Scholarships (SSFAP)	2,423,137	1,413,496	-	1,009,641
UOG A.C. Yamashita Ed. Corps.	1,176,221	686,133	-	490,088
UOG Aquaculture Development and Training Center	125,254	73,059	-	52,195
UOG WERI (Guam Hydro. Survey)	182,694	106,575	-	76,119
UOG WERI (Water Resource Monitoring)	155,626	90,783	-	64,843
UOG Northern & Southern Soil & Water Conservation District Programs	149,384	87,143	-	62,241
UOG KPRG Ops	89,467	52,185	-	37,282
UOG Guam Farmers Cooperative Assoc. of Guam	200,000	116,662	-	83,338
Guam Community College	13,301,611	6,595,384	-	6,706,227
GCC - LPN & Voc Guidance Programs	705,058	349,589	-	355,469
Guam Commission for Educator Certification	203,831	71,978	171	131,683
Guam Public Library	1,176,093	599,103	73,324	503,665
PBS Guam	596,671	280,124	62,369	254,178
<b>TOTAL</b>	<b>230,800,517</b>	<b>127,822,977</b>	<b>135,864</b>	<b>102,841,677</b>

**Government of Guam**  
**Consolidated Revenue/Expenditure Report**  
**General Fund**  
**As of April 30, 2013**

<u>EXPENDITURES &amp; ENCUMBRANCES</u>	<u>APPROPRIATIONS<sup>1)</sup></u>	<u>EXPENDITURES<sup>2)</sup></u>	<u>ENCUMBRANCES</u>	<u>FUNDS AVAILABLE</u>
<b>UTILITIES</b>				
<b>TOTAL</b>				
<b>FINANCE &amp; ADMINISTRATION</b>				
Department of Administration	7,264,866	3,913,065	1,056,631	2,295,170
Government Claims Fund	100,000	85,000	-	15,000
DOA - Government Annual Single Audit	377,000	219,000	-	158,000
Residential Treatment Fund	1,100,000	772,218	-	327,782
Child in Custody - 19 GCA §5116	649,962	290,138	45,406	314,418
<b>TOTAL</b>	<b>9,491,828</b>	<b>5,279,421</b>	<b>1,102,037</b>	<b>3,110,370</b>
<b>REVENUE &amp; TAXATION</b>				
Department of Revenue & Taxation	9,164,180	4,556,600	9,500	4,598,080
<b>TOTAL</b>	<b>9,164,180</b>	<b>4,556,600</b>	<b>9,500</b>	<b>4,598,080</b>
<b>JUSTICE</b>				
Office of the Attorney General	10,888,363	5,242,795	540,629	5,104,939
<b>TOTAL</b>	<b>10,888,363</b>	<b>5,242,795</b>	<b>540,629</b>	<b>5,104,939</b>
<b>NATURAL RESOURCES</b>				
Department of Agriculture	2,360,458	1,082,320	63,415	1,214,723
Animal Shelter (GAIN)	91,863	19,521	58,563	13,779
Veterinarian and Animal Control Services (Animal Health)	162,518	144,303	-	18,215
<b>TOTAL</b>	<b>2,614,839</b>	<b>1,246,144</b>	<b>121,978</b>	<b>1,246,717</b>
<b>LABOR</b>				
Department of Labor	988,456	524,288	27,345	436,823
Worker's Compensation Fund	747,949	387,046	-	360,904
<b>TOTAL</b>	<b>1,736,405</b>	<b>911,333</b>	<b>27,345</b>	<b>797,726</b>

**Government of Guam**  
**Consolidated Revenue/Expenditure Report**  
**General Fund**  
**As of April 30, 2013**

<u>EXPENDITURES &amp; ENCUMBRANCES</u>	<u>APPROPRIATIONS <sup>1</sup></u>	<u>EXPENDITURES <sup>2</sup></u>	<u>ENCUMBRANCES</u>	<u>FUNDS AVAILABLE</u>
<b>TOURISM &amp; CULTURE</b>				
Guam Visitors Bureau	-	-	-	-
Guam Council on the Arts and Humanities	287,999	131,948	-	156,051
Department of Chamorro Affairs	928,856	437,208	75,304	416,343
<b>TOTAL</b>	<b>1,216,855</b>	<b>569,156</b>	<b>75,304</b>	<b>572,394</b>
<b>HOUSING &amp; ECONOMIC DEVELOPMENT</b>				
DOA Administration Housing	-	-	-	-
<b>TOTAL</b>	<b>-</b>	<b>-</b>	<b>-</b>	<b>-</b>
<b>TRANSPORTATION</b>				
<b>TOTAL</b>	<b>-</b>	<b>-</b>	<b>-</b>	<b>-</b>
<b>RECREATION</b>				
Department of Parks & Recreation	3,057,669	1,576,379	143,878	1,337,412
<b>TOTAL</b>	<b>3,057,669</b>	<b>1,576,379</b>	<b>143,878</b>	<b>1,337,412</b>
<b>JUDICIAL/LEGISLATIVE/OTHERS</b>				
Mayor's Council of Guam	7,510,621	4,713,201	224,305	2,573,115
Mayor's Council- Public Safety & Social Education	285,000	65,514	100,658	118,828
Mayor's Council- Grounds Maintenance for Schools	204,087	204,087	-	-
Guam Legislature	7,063,133	4,120,161	-	2,942,972
Guam Legislature- Office of Finance and Budget	359,232	209,552	-	149,680
Unified Judiciary	22,067,848	13,616,106	-	8,451,742
Judiciary - Court Appt. Fees	745,433	700,000	-	45,433
Judiciary - Adult and Juvenile Drug Courts	651,277	407,722	-	243,555
Judiciary- Mental Health Court	100,000	59,500	-	40,500
Public Defender Services Corp	3,601,222	2,188,314	-	1,412,908
Office of Public Accountability	1,235,315	628,182	-	607,133
GEDA- Guam Football (Soccer) Association	500,000	-	-	500,000
<b>TOTAL</b>	<b>44,323,168</b>	<b>26,912,339</b>	<b>324,963</b>	<b>17,085,866</b>



**Government of Guam**  
**Consolidated Revenue/Expenditure Report**  
**General Fund**  
**As of April 30, 2013**

<u>EXPENDITURES &amp; ENCUMBRANCES</u>	<u>APPROPRIATIONS /1</u>	<u>EXPENDITURES /2</u>	<u>ENCUMBRANCES</u>	<u>FUNDS AVAILABLE</u>
<b>MISCELLANEOUS APPROPRIATIONS</b>				
Retirement (Health/Dental/Life Insurance)	16,922,668	13,710,683	-	3,211,985
Retirement (Medicare Premiums)	1,140,965	779,680	-	361,285
Retirement (Judges Annuities)	358,000	208,831	-	149,169
Retirement (Gov./Lt. Gov. Pensions)	251,000	146,419	-	104,581
DOA- COLA	6,770,500	8,200,500	-	(1,430,000) /4
DOA- Supplemental Annuity Benefits Special Fund	11,696,303	6,835,000	-	4,861,303
General Fund Contribution to Income Tax Refund Efficient Payment Trust	14,000,501	-	-	14,000,501
GMHA Pharmaceutical Fund	-	-	-	-
<b>TOTAL</b>	<b>51,139,937</b>	<b>29,881,113</b>	<b>-</b>	<b>21,258,824</b>
<b>CONTINUING APPROPRIATIONS</b>				
Limited Obligation (Section 30) Bond, Series 2009A	3,692,212	10,188,728	-	(6,496,516) /5
GDOE Series 2010A JFK Project	5,131,938	-	-	5,131,938
General Obligation Bonds, 2009 Series A	21,532,221	12,566,944	-	8,965,277
2002 Short Term Financing (Section 30)	1,717,449	-	-	1,717,449
<b>TOTAL</b>	<b>32,073,820</b>	<b>22,755,672</b>	<b>-</b>	<b>9,318,148</b>
<b>GRAND TOTAL</b>	<b>562,972,375</b>	<b>317,413,983</b>	<b>12,854,928</b>	<b>232,704,364</b>

**Footnotes:**

- /1 Pursuant to PL 31-233 and appropriations noted per DOA.
- /2 Actual Cumulative preliminary numbers provided by DOA to exclude X & Z accounts, system run date as of 5/16/13
- /3 GMHA Pharmaceutical Fund is a set-aside amount per Public Law 31-233
- /4 Pending DOA reconciliation and booking of the collected Autonomous Agencies COLA reimbursement.
- /5 Reimbursements will be made to the General Fund as transfer-in from the Solid Waste Operations Fund is recorded.