



BUREAU OF BUDGET & MANAGEMENT RESEARCH

OFFICE OF THE GOVERNOR
Post Office Box 2950, Hagåtña Guam 96932

EDDIE BAZA CALVO
GOVERNOR

RAY TENORIO
LIEUTENANT GOVERNOR

JOHN A. RIOS
DIRECTOR

STEPHEN J. GUERRERO
DEPUTY DIRECTOR

June 27, 2012

The Honorable Judith Won Pat
Speaker
I Mina'Trentai Unu Na Liheslaturan Guåhan
Thirty-First Guam Legislature
155 Hesler Place
Hagåtña, Guam 96910

Office of the Speaker
Judith T. Won Pat, Ed. D.
Date 6/27/12
Time 4:21 PM
Received by [Signature]

Dear Speaker Won Pat:


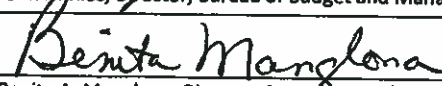

Enclosed is the Consolidated Revenue/Expenditure Report for the period ending May 31, 2012. The same report is the actual Report which I noted in my June 20, 2012 letter to you indicating the report as not being available at the time. There are several statutes requiring monthly reports of revenues in addition to a report requiring both revenue and expenditure comparisons. In an effort to mitigate misunderstanding of the different amounts being reported, it was necessary to submit a "consolidated" report which contains all the comparative information pursuant to each of the statutory reporting requirements. In this format, it is evident that there are varying numbers due to the different "basis of comparison". It should be noted that the amounts reflected in this report are subject to internal audit and analysis and therefore are subject to change, which is the nature of these interim reports. However, it is submitted to meet compliance with each reporting mandate. It is important to note that the Department of Administration, Department of Revenue and Taxation and the Bureau of Budget and Management Research are continuing their efforts to improve the format, content and usefulness of this report.

Thank you for your consideration and should you have any questions, please do not hesitate to call me.

Sincerely,


JOHN A. RIOS

Enclosures

Certification of information contained in Enclosures subject to Note 1.
 John A. Rios, Director, Bureau of Budget and Management Research
 Benita A. Manglona, Director, Department of Administration
 John P. Camacho, Director, Department of Revenue and Taxation

Government Of Guam
Consolidated Revenue / Expenditure Report ^{1/}
General Fund

MONTHLY ADOPTED Revenue Allocated vs. MONTHLY ACTUAL Revenue
For the Month Ended May 31, 2012.
Pursuant to 5 GCA, Ch. 4, §4109(C)(3) (due no later than 20 days after month-end)

	FY2012 Adopted Revenues Allocated for the Month ^{1/4}	FY2012 Actual Collections for the Month	Favorable (Unfavorable)
Income taxes:			
Individual	\$ 2,502,892	\$ 2,067,289	(435,603)
Corporation	3,593,990	4,100,167	506,177
Withholding	15,301,003	19,049,089	3,748,085
Withholding - COLA	0	0	0
Interest & penalties	0	244,722	244,722
Income Taxes	21,397,886	25,461,267	4,063,381
Business privilege taxes:			
Gross Receipts Taxes	16,278,998	18,008,954	1,729,956
Other Taxes:			
Admissions tax	0	0	0
Use tax	242,834	170,035	(72,799)
Business Privilege Taxes	16,521,832	18,178,990	1,657,157
Licenses, Fees & Permits	171,303	175,572	4,189
Use of Money & Property	18,342	33,617	15,275
Federal Sources	4,191,658	4,594,461	402,803
Department Charges:			
Agriculture	192	516	324
Police & corrections	30	0	(30)
Public works	6,980	4,460	(2,520)
Public health	15,459	12,343	(3,116)
Commerce	34,943	24,003	(10,940)
Other charges	116,302	341,472	225,170
Department Charges	173,906	382,794	208,888
Section 2718 Funds	0	0	0
TOTAL GENERAL FUND REVENUES	\$ 42,475,007	\$ 48,826,701	\$ 6,351,695

QUARTERLY ADOPTED Revenue Allocated vs. QUARTERLY ACTUAL Revenue
For the 2nd Quarter of the Fiscal Year
Pursuant to 5 GCA, Ch. 4, §4109(D) (due 30 days after the close of each quarter) ^{1/3}

	FY2012 Adopted Revenues Allocated for the Quarter ^{1/3}	FY2012 Actual Collections for the Quarter	Favorable (Unfavorable)
Income taxes:			
Individual	\$ 14,704,010	\$ 13,078,245	(1,625,765)
Corporation	26,838,547	29,285,402	2,446,855
Withholding	43,700,589	51,694,978	7,994,389
Withholding - COLA	0	6,310	6,310
Interest & penalties	0	323,024	323,024
Income Taxes	85,243,146	94,387,958	9,144,812
Business privilege taxes:			
Gross Receipts Taxes	56,027,690	54,372,250	(1,655,440)
Other Taxes:			
Admissions tax	0	0	0
Use tax	816,917	509,509	(307,408)
Business Privilege Taxes	56,844,607	54,881,759	(1,962,848)
Licenses, Fees & Permits	345,915	368,765	22,850
Use of Money & Property	18,342	33,617	15,275
Federal Sources	4,191,658	4,594,461	402,803
Department Charges:			
Agriculture	637	923	286
Police & corrections	75	0	(75)
Public works	80,085	4,892	(75,193)
Public health	41,280	27,911	(13,369)
Commerce	91,973	82,195	(9,778)
Other charges	46,890	151,499	104,609
Department Charges	313,102	564,320	251,218
Section 2718 Funds	0	0	0
TOTAL GENERAL FUND REVENUES	\$ 161,250,164	\$ 179,821,410	\$ 18,571,246

^{1/} Revenues are based on a modified accrual basis of accounting as determined in GASB 34. During the year, revenues are recognized on a cash basis, but at year-end an accrual is made in accordance with GASB 33.
^{2/} This information will be updated in the quarter ending 6/30/2012.
^{3/} Based on Adopted Revenues Allocated per P.L. 31-477, Chapter 1, Section 210.

Note 1: Data contained herein are subject to change, as additional reconciliations are performed and obtained that substantiate the correct presentation of the underlying revenue transactions.

**Government Of Guam
Consolidated Revenue / Expenditure Report /1
General Fund**

	YTD ADOPTED Revenues Allocated vs. YTD ACTUAL Collections Ending Eight Months Ending May 31, 2012. Pursuant to SCCA Ch. 4 §4109(c)(3) (due 20 days after month-end)				FY2012 ADOPTED Revenues vs. PROJECTED Revenues to Year End Pursuant to ZCCA, Ch. 13, §13109(e)(1) (due no later than 30 days after month-end); SCCA, Ch. 4, §4109(c)(3) (due no later than 20 days after month-end); and P.L. 31-77, Ch. XIII, §5 (due no later than 30 days after month-end)			
	FY2012 Adopted Revenues for the Cumulative Period **	FY2012 Actual Revenues for the Cumulative Period	Favorable (Unfavorable)		FY2012 Adopted Revenues (Full Year Projection) /7	FY2012 Revenue Tracking	Favorable (Unfavorable)	
Income taxes:								
Individual	\$ 62,792,521	\$ 69,774,230	\$ 6,981,709		\$ 81,651,368	\$ 83,035,846	\$ 1,384,478	
Corporation	65,350,657	60,135,934	(5,214,723)		111,802,336	105,128,775	(6,673,561)	
Withholding	136,005,726	135,587,365	(418,361)		209,256,708	210,037,750	775,042	
Withholding - COLA	0	596,874	596,874		0	0	0	
Interest & penalties	0	1,911,543	1,911,543		0	0	0	
Income Taxes	264,148,904	268,005,946	3,857,042		402,710,412	398,196,370	(4,514,042)	
Business privilege taxes:								
Gross Receipts Taxes	142,220,988	144,008,093	1,787,105		215,900,178	218,819,587	2,919,409	
Other Taxes:								
Admissions tax	0	319	319		3,529,781	2,640,163	(889,618)	
Use tax	2,286,976	1,763,969	(523,007)		219,429,959	221,459,749	2,029,790	
Business Privilege Taxes	144,507,964	145,772,381	1,264,417		5,547,355	5,808,012	260,657	
Licenses, Fees & Permits	1,090,324	1,044,702	(45,621)		672,804	3,056,528	2,383,724	
Use of Money & Property	218,266	2,781,908	2,563,642		50,228,855	55,348,200	5,119,345	
Federal Sources	33,093,625	36,970,868	3,877,243					
Department Charges:								
Agriculture	2,057	4,152	2,096					
Police & corrections	282	20	(262)					
Public works	169,629	23,430	(146,199)					
Public health	114,833	161,460	46,627					
Commerce	171,880	204,005	32,125					
Other charges	555,112	1,014,892	459,780					
Department Charges	1,013,793	1,407,959	394,166		1,850,178	2,634,535	784,357	
Section 2718 Funds	0	0	0		7,545,989	7,545,989	0	
TOTAL GENERAL FUND REVENUES	\$ 444,072,875	\$ 455,983,765	\$ 11,910,890	2.68%	\$ 687,985,552	\$ 694,049,383	\$ 6,063,831	0.88%

1/ Revenues are based on a modified accrual basis. During the year, revenues are recognized on a cash basis, but at year end an accrual is made in accordance with GASB 33.

2/ Section 30 is prorated for 12 months.

3/ Based on Adopted Revenues allocated per P.L. 31-077, Chapter 1, Section 2(i).

4/ Based on Adopted Revenues P.L. 31-077, Chapter 1, Section 2.

Note 1. Data contained herein are subject to change, as additional reconciliations are performed and obtained that substantiate the correct presentation of the underlying revenue transactions.

**Government of Guam
Consolidated Revenue/Expenditure Report
General Fund
As of May 31, 2012**

(Pursuant to §4109 (c) (3) of Title 5 GCA)
General Fund

	EXPENDITURES & ENCUMBRANCES				FUNDS AVAILABLE
	EXECUTIVE DIRECTION	APPROPRIATIONS ^a	EXPENDITURES ^b	ENCUMBRANCES	AVAILABLE
Office of I Magalahaen Guahan Commission on Decolonization	5,266,077	2,940,762	341,891	1,983,424	
Ancestral Lands Commission	104,438	65,423	8,030	30,985	
Department of Veterans Affairs	178,471	104,922	68	73,481	
I Segunulu Na Magalahaen Guahan Bureau of Budget & Management Research	293,983	184,415	5,280	104,288	
Civil Service Commission	930,676	476,254	858	453,564	
Guam Election Commission	1,019,592	627,410	-	392,182	
Bureau of Statistics & Plans	802,323	489,419	33,254	279,650	
Public Works	892,590	362,500	121,596	408,495	
Department of Land Management	1,162,413	693,653	2,762	465,998	
Military Affairs	8,456,304	5,520,251	9	2,936,053	
Chanorro Land Trust Commission	640,932	417,830	-	223,094	
TOTAL	673,834	334,652	7,228	331,953	
PUBLIC SAFETY	20,421,653	12,217,491	520,976	7,683,166	
Guam Police Department	24,260,681	14,779,514	334,342	9,146,825	
Corrections	14,829,035	9,075,271	1,860,162	3,893,601	
Corrections - P.Y Cost of Care & Custody of Prisoners in Fed. Fac.	676,457	305,607	-	370,850	
Guam Fire Department	26,745,552	17,916,392	146,405	8,682,755	
Youth Affairs	3,648,601	2,125,001	48,500	1,475,100	
Youth Affairs Runaway, Homeless or Victims of Abuse Programs	346,325	93,210	165,312	87,803	
Chief Medical Examiner	398,894	217,956	7,110	173,828	
TOTAL	70,905,545	44,512,951	2,561,832	23,830,762	
HOMELAND SECURITY					
Customs and Quarantine					
Civil Defense					
TOTAL					
HEALTH					
Dept. of Public Health & Social Services	19,302,618	8,204,524	3,215,714	7,882,380	
MIP/Medicaid Program (DPH&SS)	27,990,606	19,810,303	29,282	8,151,021	
Public Assistance Programs (DPH&SS)	1,821,183	443,237	-	1,377,946	

Page 4 of 8

Note 1. Data contained herein are subject to change as additional reconciliations are performed and obtained that substantiates the correct presentation of the underlying revenue and expenditure transactions.

**Government of Guam
Consolidated Revenue/Expenditure Report
General Fund
As of May 31, 2012**

	APPROPRIATIONS ¹	EXPENDITURES ²	ENCUMBRANCES	FUNDS AVAILABLE
EXPENDITURES & ENCUMBRANCES				
Mental Health and Substance Abuse	10,265,287	5,678,777	1,952,885	2,633,625
Mental Health and Substance Abuse Amended Permanent Injunction	3,000,000	-	-	3,000,000
Mental Health I Farangon Wraparound Care	839,040	422,578	416,462	-
Alcohol Detoxication, Rehab & Prevention	245,104	82,046	-	245,104
Mental Health I Farangon Wraparound Care	50,000	42,500	-	7,500
Mental Health and Substance Abuse - Oasis Empowerment Center	2,060,918	1,729,205	-	331,713
Guam Memorial Hospital Authority	1,250,345	369,619	38,320	842,406
Dept. of Integ. Services for Indiv. With Dis.	66,825,101	36,782,788	5,652,663	24,471,696
TOTAL				
	179,639,344	116,697,363	-	62,941,981
	3,456,994	-	-	3,456,994
	381,120	-	-	381,120
EDUCATION				
Department of Education Operations	2,000,000	-	-	2,000,000
DOE - Medical/Dental/Life Insurance	19,954,790	13,353,192	-	6,601,598
DOE Chamorro Studies Division	843,801	562,536	-	281,265
Department of Education Textbooks	4,145,880	2,763,920	-	1,381,960
University of Guam	2,423,137	1,615,424	-	807,713
UOG Medical/Dental/Life Insurance	1,176,221	784,144	-	392,077
UOG Utilities (Power/Water)	125,254	83,504	-	41,750
UOG Scholarships (SSEAP)	182,694	121,800	-	60,894
UOG A.C. Yamashita Ed. Corps.	155,626	103,752	-	51,874
UOG Agriculture Development and Training Center	149,584	99,592	-	49,792
UOG WERI (Guam Hydro. Survey)	89,467	59,648	-	29,819
UOG Northern & Southern Soil & Water Conservation District Programs	11,400,130	7,600,088	-	3,800,042
UOG KPRG Ops	316,564	211,036	-	105,528
Guam Community College	1,304,208	869,464	-	1,304,208
GCC - Medical/Dental/Life Insurance	705,058	470,040	-	235,018
GCC-Utilities (Power/Water)	172,685	99,263	-	73,422
GCC - LPN & Voc Guidance Programs	368,856	342,868	17,780	8,208
Guam Commission for Educator Certification	180,582	188,708	-	(8,126) /5
Guam Public Library	229,171,795	146,026,341	17,780	83,997,137
PBS Guam	-	-	-	-
TOTAL				
	7,389,328	5,401,947	544,726	1,442,655
	100,000	100,000	-	-
	377,000	85,000	-	292,000
	1,200,000	567,824	-	632,176
	332,753	-	-	332,753
	649,962	421,324	115,179	113,460
	10,049,043	6,576,095	659,904	2,813,044
TOTAL				

Note 1. Data contained herein are subject to change as additional reconciliations are performed and obtained that substantiates the correct presentation of the underlying revenue and expenditure transactions.

**Government of Guam
Consolidated Revenue/Expenditure Report
General Fund
As of May 31, 2012**

	APPROPRIATIONS ²	EXPENDITURES ²	ENCUMBRANCES	FUNDS AVAILABLE
EXPENDITURES & ENCUMBRANCES				
REVENUE & TAXATION				
Department of Revenue & Taxation	9,738,912	5,153,738	3,174	4,582,000
TOTAL	9,738,912	5,153,738	3,174	4,582,000
JUSTICE				
Office of the Attorney General	11,621,712	5,048,133	155,007	6,418,572
TOTAL	11,621,712	5,048,133	155,007	6,418,572
NATURAL RESOURCES				
Department of Agriculture	2,214,105	1,327,755	9,266	877,084
Dept of Agri- Ranking Structure for Conservation Law Enforcement	60,000	-	-	60,000
Department of Agriculture- Animal Shelter	98,083	55,580	27,791	98,083
Guam Environmental Protection Agency				
TOTAL	2,372,188	1,383,335	37,057	1,035,167
LABOR				
Worker's Compensation Fund	798,593	504,517	-	294,076
Department of Labor	1,143,916	625,617	61,839	456,460
TOTAL	1,942,509	1,130,134	61,839	750,536
TOURISM & CULTURE				
Guam Visitors Bureau	138,971	83,608	-	58,073 /5
Guam Council on the Arts and Humanities	2,196,747	981,658	124,402	1,090,687 /5
Department of Chantorro Affairs	2,335,718	1,065,267	124,402	1,148,759
TOTAL				
HOUSING & ECONOMIC DEVELOPMENT				
DOA Administration Housing				
TOTAL				

Note 1. Data contained herein are subject to change as additional reconciliations are performed and obtained that substantiates the correct presentation of the underlying revenue and expenditure transactions.

**Government of Guam
Consolidated Revenue/Expenditure Report
General Fund
As of May 31, 2012**

	APPROPRIATIONS ¹	EXPENDITURES ²	ENCUMBRANCES	FUNDS AVAILABLE
EXPENDITURES & ENCUMBRANCES				
TRANSPORTATION				
TOTAL	2,715,569	1,443,137	28,850	1,243,582
RECREATION				
Department of Parks & Recreation	2,715,569	1,443,137	28,850	1,243,582
TOTAL	2,715,569	1,443,137	28,850	1,243,582
JUDICIAL/LEGISLATIVE/OTHERS				
Mayor's Council of Guam	7,023,237	4,148,012	119,907	2,755,318
Mayor's Council- Public Safety & Social Education	416,880	171,103	130,750	115,007
Mayor's Council- Grounds Maintenance for Schools	447,863	111,966	-	335,897
Guam Legislature	7,348,519	4,899,013	-	2,449,506
Guam Legislature- Office of Finance and Budget	378,737	252,491	-	126,246
Unified Judiciary	22,917,908	15,428,937	-	7,488,971
Judiciary - Court Appt. Fees	745,433	745,433	-	-
Judiciary - Adult and Juvenile Drug Courts	651,277	456,968	-	194,309
Public Defender Services Corp	3,736,496	2,615,835	-	1,120,661
Office of Public Accountability	1,260,507	719,994	-	540,513
TOTAL	44,926,837	29,549,751	250,657	15,126,429
MISCELLANEOUS APPROPRIATIONS				
Retirement (Health/Dental/Life Insurance)	11,438,342	9,481,032	-	1,957,310
Retirement (Medicare Premiums)	987,000	756,700	-	230,300
Retirement (Judges Annuities)	466,429	305,632	-	160,797
Retirement (Gov/LA, Gov. Pensions)	2,325,515	155,072	-	77,443
DOA- Medical Dental Life	2,233,575	2,591,008	-	(357,433)
DOA - Utility Account - Power	2,698,925	2,673,558	0	25,366
DOA - Utility Account - Water	562,011	558,855	1,948	1,208
DOA - Utility Account - DOE Promissory Note	2,400,000	1,800,000	600,000	-
DOA- COLA	6,770,500	7,248,908	-	(478,408) /4
DOA- Vacancy Pool	404,770	-	-	404,770
DOA- Supplemental Annuity Benefits Special Fund	11,696,303	8,080,000	-	3,616,303

Note 1. Data contained herein are subject to change as additional reconciliations are performed and obtained that substantiates the correct presentation of the underlying revenue and expenditure transactions.

**Government of Guam
Consolidated Revenue/Expenditure Report
General Fund
As of May 31, 2012**

	EXPENDITURES & ENCUMBRANCES	FUNDS AVAILABLE	
	EXPENDITURES ^{1/}	ENCUMBRANCES	AVAILABLE
Revenue Taration- Emergency Tax Refunds			
Mayor's Council - Talofofo Indoor Gym			
GMHA Pharmaceutical Fund			
TOTAL	39,890,370	33,650,765	601,949
			5,637,656
CONTINUING APPROPRIATIONS			
Limited Obligation (Section 30) Bond, Series 2001A	9,825,631	6,600	9,819,031
GDOE Series 2010A JFK Project	4,348,403	3,956,979	391,454
2008 Short Term Financing (GF/Section 30)	3,470,840	2,101,107	1,369,733
General Obligation Bonds, 2007 A	7,874,700	-	7,874,700
General Obligation Bonds, 2009 Series A	21,436,781	12,469,838	21,436,781
2002 Short Term Financing	1,281,818	-	1,281,818
TOTAL	48,238,203	18,534,523	42,173,518
GRAND TOTAL	561,155,135	343,074,449	10,676,090
			220,912,025

Footnotes:

- ^{1/} Pursuant to PL 31-75/PL 31-77 General Fund Appropriations (does not include GVA reimb and Sec. 2718 appropriations)
- ^{2/} Actual Cumulative preliminary numbers provided by DOA to exclude X & Z accounts, system run date as of 6/18/12
- ^{3/} GMHA Pharmaceutical Fund is a set-aside amount per Public Law 31-77
- ^{4/} Pending DOA reconciliation and booking of the collected Autonomous Agencies COLA reimbursements.
- ^{5/} Departments have been consolidated with the Department of Chamorro Affairs.

Note 1. Data contained herein are subject to change as additional reconciliations are performed and obtained that substantiates the correct presentation of the underlying revenue and expenditure transactions.