



BUREAU OF BUDGET & MANAGEMENT RESEARCH

OFFICE OF THE GOVERNOR

Post Office Box 2950, Hagåtña Guam 96932

EDDIE BAZA CALVO
GOVERNOR

JOHN A. RIOS
DIRECTOR

RAY TENORIO
LIEUTENANT GOVERNOR

Office of the Speaker
Judith T. Won Pat, Ed. D.

Date 2/15/13
Time 4:31 PM
Received by [Signature]

The Honorable Judith Won Pat
Speaker
I Mina'trentai Dos Na Liheslaturan Guåhan
Thirty-Second Guam Legislature
155 Hesler Place
Hagåtña, Guam 96910


February 19, 2013

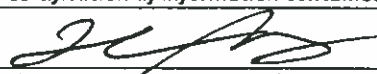


Dear Speaker Won Pat:

Enclosed is the Consolidated Revenue/Expenditure Report for the period ending January 31, 2013. There are several statutes requiring monthly reports of revenues in addition to a report requiring both revenue and expenditure comparisons. In an effort to mitigate misunderstanding of the different amounts being reported, it was necessary to submit a "consolidated" report which contains all the comparative information pursuant to each of the statutory reporting requirements. In this format, it is evident that there are varying numbers due to the different "basis of comparison". It should be noted that the amounts reflected in this report are subject to internal audit and analysis and therefore are subject to change, which is the nature of these interim reports. However, it is submitted to meet compliance with each reporting mandate. It is important to note that the Department of Administration, Department of Revenue and Taxation and the Bureau of Budget and Management Research are continuing their efforts to improve the format, content and usefulness of this report.

Should you have any questions, please do not hesitate to call me.

Sincerely,


JOHN A. RIOS
Enclosures

Certification of information contained in Enclosures subject to Note 1.

John A. Rios, Director, Bureau of Budget and Management Research

Benita A. Manglona, Director, Department of Administration

John P. Camacho, Director, Department of Revenue and Taxation

**Government Of Guam
Consolidated Revenue / Expenditure Report¹⁾
General Fund**

**Combined Comparative Statement of Revenues
YTD ACTUAL Collection Comparison FY2013 and FY2012
Four Month Ending January 31.**

**Combined Comparative Statement of Revenues
MONTHLY ACTUAL Collection Comparison FY2013 and FY2012
For the Month Ending January 31.**

	January, 2013	January, 2012	Increase (Decrease)	Fiscal Year 2013	Fiscal Year 2012	Increase (Decrease)
Income taxes						
Individual	\$ 6,141,390	\$ 29,160,594	\$ (23,019,204)	\$ 16,288,304	\$ 38,075,062	\$ (21,786,758)
Corporation	5,791,337	5,629,170	162,167	26,464,951	25,857,437	607,514
Withholding	18,247,925	18,229,284	18,640	70,477,053	65,901,954	4,575,099
Withholding - COLA	0	6,416	(6,416)	2,000	596,874	(594,874)
Interest & penalties	304,162	72,305	231,857	1,116,199	1,151,359	(35,160)
Income Taxes	30,484,814	53,097,769	(22,612,956)	114,348,506	131,582,686	(17,234,180)
Business privilege taxes						
Gross Receipts Taxes	21,425,323	18,017,901	3,407,423	77,823,800	71,869,366	5,954,434
Other Taxes:						
Admissions tax	0	0	0	750	94	656
Use tax	105,642	215,136	(129,493)	781,213	1,048,026	(266,813)
Business Privilege Taxes	21,530,966	18,233,036	3,277,929	78,605,763	72,917,486	5,688,278
Licenses, Fees & Permits	101,593	106,392	(4,800)	485,899	602,687	(116,788)
Use of Money & Property	15,886	(26,873)	42,759	55,146	2,717,087	(2,661,941)
Federal Sources²⁾	4,821,252	4,786,839	34,413	19,410,685	18,379,630	1,031,055
Department Charges						
Agriculture	395	548	(153)	1,302	1,501	(199)
Police & corrections	10	0	10	20	10	10
Public works	3,700	925	2,775	11,148	7,533	3,615
Public health	10,081	22,890	(12,809)	44,358	62,284	(17,926)
Commerce	31,817	32,370	(553)	109,098	96,554	12,544
Other charges	58,186	136,571	(394,762)	242,944	(341,064)	583,010
Department Charges	104,189	(279,842)	384,032	408,869	(172,184)	581,054
TOTAL GENERAL FUND REVENUES	\$ 57,058,700	\$ 75,937,322	\$ (18,878,622)	\$ 213,314,869	\$ 226,027,391	\$ (12,712,522)
PROVISION FOR TAX REFUNDS						
Budget (Provision per P.L. 31-233 ³⁾	\$ 13,039,034	\$ 13,689,471	\$ (650,437)	\$ 31,731,604	\$ 33,251,358	\$ (1,519,754)
DRT Estimated (Subject to change and to be recorded on DOA books)	\$ 13,692,000	\$ 13,689,471	\$ 2,529	\$ 33,390,000	\$ 33,251,358	\$ 138,642

	January, 2013	January, 2012	Increase (Decrease)	Fiscal Year 2013	Fiscal Year 2012	Increase (Decrease)
Income taxes						
Individual	\$ 6,141,390	\$ 29,160,594	\$ (23,019,204)	\$ 16,288,304	\$ 38,075,062	\$ (21,786,758)
Corporation	5,791,337	5,629,170	162,167	26,464,951	25,857,437	607,514
Withholding	18,247,925	18,229,284	18,640	70,477,053	65,901,954	4,575,099
Withholding - COLA	0	6,416	(6,416)	2,000	596,874	(594,874)
Interest & penalties	304,162	72,305	231,857	1,116,199	1,151,359	(35,160)
Income Taxes	30,484,814	53,097,769	(22,612,956)	114,348,506	131,582,686	(17,234,180)
Business privilege taxes						
Gross Receipts Taxes	21,425,323	18,017,901	3,407,423	77,823,800	71,869,366	5,954,434
Other Taxes:						
Admissions tax	0	0	0	750	94	656
Use tax	105,642	215,136	(129,493)	781,213	1,048,026	(266,813)
Business Privilege Taxes	21,530,966	18,233,036	3,277,929	78,605,763	72,917,486	5,688,278
Licenses, Fees & Permits	101,593	106,392	(4,800)	485,899	602,687	(116,788)
Use of Money & Property	15,886	(26,873)	42,759	55,146	2,717,087	(2,661,941)
Federal Sources²⁾	4,821,252	4,786,839	34,413	19,410,685	18,379,630	1,031,055
Department Charges						
Agriculture	395	548	(153)	1,302	1,501	(199)
Police & corrections	10	0	10	20	10	10
Public works	3,700	925	2,775	11,148	7,533	3,615
Public health	10,081	22,890	(12,809)	44,358	62,284	(17,926)
Commerce	31,817	32,370	(553)	109,098	96,554	12,544
Other charges	58,186	136,571	(394,762)	242,944	(341,064)	583,010
Department Charges	104,189	(279,842)	384,032	408,869	(172,184)	581,054
TOTAL GENERAL FUND REVENUES	\$ 57,058,700	\$ 75,937,322	\$ (18,878,622)	\$ 213,314,869	\$ 226,027,391	\$ (12,712,522)
PROVISION FOR TAX REFUNDS						
Budget (Provision per P.L. 31-233 ³⁾	\$ 13,039,034	\$ 13,689,471	\$ (650,437)	\$ 31,731,604	\$ 33,251,358	\$ (1,519,754)
DRT Estimated (Subject to change and to be recorded on DOA books)	\$ 13,692,000	\$ 13,689,471	\$ 2,529	\$ 33,390,000	\$ 33,251,358	\$ 138,642

¹⁾ Revenues are based on a modified accrual basis of accounting as determined in GASB 34. During the year, revenues are recognized on a cash basis, but an accrual is made in accordance with GASB 34.
²⁾ Funds are recorded for the provision for 2013 Revenues & Section 1013 provided for 12 months.
³⁾ Note 1. Data contained herein are subject to change as additional reconciliations are performed and obtained that substantiate the correct presentation of the underlying revenue transactions.

**Government Of Guam
Consolidated Revenue / Expenditure Report ⁽¹⁾
General Fund**

MONTHLY ADOPTED REVENUE ALLOCATED vs. MONTHLY ACTUAL REVENUE
For the Month Ended January 31, 2013
Pursuant to 5 G.C.A., Ch. 4, §4109(c)(3) [due no later than 20 days after month-end]

QUARTERLY ADOPTED REVENUE ALLOCATED vs. QUARTERLY ACTUAL REVENUE
For the 1st Quarter of the Fiscal Year
Pursuant to 5 G.C.A., Ch. 4, §4109(f) [due 30 days after the close of each quarter] / 3

	FY2013 Adopted Revenues Allocated for the Month ⁽²⁾	FY2013 Actual Collections for the Month	Favorable (Unfavorable)	FY2013 Adopted Revenues Allocated for the Quarter ⁽²⁾	FY2013 Actual Collections for the Quarter	Favorable (Unfavorable)
Income taxes						
Individual	\$ 14,522,733	\$ 6,141,390	\$ (8,381,343)			
Corporation	6,348,614	5,791,337	(557,276)			
Withholding	17,748,019	18,247,925	499,906			
Withholding - COLA	0	0	0			
Interest & penalties	0	304,162	304,162			
Income Taxes	38,619,365	30,484,814	(8,134,552)			
Business privilege taxes						
Gross Receipts Taxes	18,789,405	21,425,323	2,635,918			
Other Taxes	0	0	0			
Admissions tax	260,726	105,642	(155,083)			
Use tax	19,050,131	21,530,966	2,480,835			
Business Privilege Taxes	18,040,262	21,530,966	3,490,704			
Licenses, Fees & Permits	103,425	101,593	(1,832)			
Use of Money & Property	(68,646)	15,886	84,532			
Federal Sources ⁽²⁾	4,504,341	4,821,252	316,912			
Department Charges						
Agriculture	216	395	179			
Police & corrections	11	10	(1)			
Public works	6,652	3,700	(2,952)			
Public health	16,305	10,081	(6,224)			
Commerce	17,987	31,817	13,830			
Other charges	65,813	58,186	(7,627)			
Department Charges	106,985	104,189	(2,796)			
TOTAL GENERAL FUND REVENUES	\$ 62,315,600	\$ 57,058,700	\$ (5,256,900)			

Footnotes:

1. Revenues are based on a modified accrual basis not recognizing as determined in GASB 34. During the year, revenues are recognized on a cash basis, but at year-end an accrual is made in accordance with GASB 34.
2. This information will be updated in the visitor ending 12/31/2012.
3. Based on Adopted Revenues allocated per P.L. 31-214, Chapter 1, Section 2(D).

Note: Data contained herein are subject to change, as additional reconciliations are performed and obtained their substantiates the correct presentation of the underlying revenue transactions.

**Government Of Guam
Consolidated Revenue / Expenditure Report ^{1/}
General Fund**

FY2013 ADOPTED REVENUES vs. YTD ACTUAL COLLECTIONS
Ending Four Month Ending January 31, 2013.
Pursuant to SGCA Ch. 4 §4109(c)(3) [due 20 days after month-end]

FY2013 ADOPTED REVENUES vs. PROJECTED REVENUES TO YEAR END
Pursuant to 2GCA, Ch. 13, §13109(a)(1) [due no later than 30 days after month-end], SGCA, Ch. 4,
§4109(c)(3) [due no later than 20 days after month-end], and P.L. 31-233, Ch. XIII, §5 [due no later
than 30 days after month-end]

	FY2013 Adopted Revenues for the Cumulative Period ^a	FY2013 Actual Revenues for the Cumulative Period	Favorable (Unfavorable)	FY2013 Adopted Revenues (Full Year Projection) [*]	FY2013 Revenue Tracking	Favorable (Unfavorable)
Income taxes:						
Individual Corporation	\$ 24,294,865	\$ 16,288,304	\$ 18,006,561	\$ 73,469,937	\$ 78,382,224	\$ 4,912,287
Withholding	31,294,161	26,464,951	14,829,210	115,700,007	97,539,542	(18,160,465)
Withholding - COLA	64,725,538	70,477,053	5,751,515	204,643,469	216,204,528	11,561,059
Interest & penalties	0	2,000	2,000	0	0	0
	0	1,116,199	1,116,199	0	0	0
Income Taxes	120,314,564	114,348,506	15,966,058	393,813,413	392,126,295	(1,687,118)
Business privilege taxes						
Gross Receipts Taxes	73,754,819	77,823,800	4,068,981	228,751,346	237,758,908	9,007,562
Admissions tax	0	750	750	0	0	0
Use tax	1,253,840	781,213	(472,627)	3,847,425	2,334,389	(1,513,036)
Business Privilege Taxes	75,008,660	78,605,763	3,597,104	232,598,771	240,093,297	7,494,526
Licenses, Fees & Permits						
	563,819	485,899	(77,919)	5,070,909	4,990,304	(1170,605)
Use of Money & Property						
	181,602	55,146	(126,456)	808,896	640,518	(168,378)
Federal Sources ^b						
	17,787,481	19,410,685	1,623,204	53,451,519	58,235,466	4,783,947
Departmental Charges						
Agriculture	1,075	1,302	227			
Police & corrections	143	20	(123)			
Public works	68,230	11,148	(57,082)			
Public health	57,029	44,358	(12,671)			
Commerce	71,894	109,098	37,204			
Other charges	257,310	242,944	(14,366)			
Departmental Charges	455,679	408,869	(46,810)	1,861,714	1,703,407	(158,307)
TOTAL GENERAL FUND REVENUES	\$ 214,311,805	\$ 213,314,869	\$ 1996,936	\$ 687,605,222	\$ 697,699,287	\$ 10,094,065
			-0.47%			1.47%

^{1/} Revenues are based on a modified accrual basis of accounting as determined in GASB 34. During the year, revenues are recognized on a cash basis, but at year-end an accrual is made in accordance with GASB 34.
^{2/} Based on Adjusted Revenues allocated per P.L. 31-218, Chapter 1, Section 2(D).
^{3/} Based on Adopted Revenues P.L. 31-214, Chapter 1, Section 2.

Note: 1. Data contained herein are subject to change as additional reconciliations are performed and obtained that substantiates the correct presentation of the underlying revenue transactions.

Government of Guam
Consolidated Revenue/Expenditure Report
General Fund
As of January 31, 2013

(Pursuant to §4109 (c) (3) of Title 5 GCA)
 General Fund

	<u>EXPENDITURES & ENCUMBRANCES</u>	<u>APPROPRIATIONS ¹</u>	<u>EXPENDITURES ²</u>	<u>ENCUMBRANCES</u>	<u>FUNDS AVAILABLE</u>
EXECUTIVE DIRECTION					
Office of I Maga'lahaen Guahan		5,041,500	1,501,224	528,595	3,011,681
Office of I Segundu Na Maga'lahaen Guahan		796,866	255,643	10,171	531,052
Commission on Decolonization		224,417	74,950	21	149,446
Ancestral Lands Commission		97,364	37,351	5,000	55,013
Department of Veterans Affairs		301,794	110,632	7,361	183,801
Dept of Veterans Affairs - Expansion of Cemetery (Local Match)		390,000	-	-	390,000
Bureau of Budget & Management Research		991,205	333,262	-	657,943
Civil Service Commission		791,321	257,414	52,955	480,952
Guam Election Commission		756,027	362,609	100,967	292,451
Bureau of Statistics & Plans		1,082,356	369,911	15,053	697,393
Public Works		9,774,206	2,869,315	491,247	6,413,645
Department of Land Management		380,082	92,851	185,702	101,529
Military Affairs		657,532	146,606	727	510,199
TOTAL		21,284,670	6,411,768	1,397,799	13,475,104
PUBLIC SAFETY					
Guam Police Department		26,040,529	8,597,757	228,231	17,214,541
Corrections		19,459,366	5,368,542	623,876	13,466,948
Corrections - PY Cost of Care & Custody of Prisoners in Fed. Fac.		651,862	60,655	-	591,207
Guam Fire Department		26,214,655	9,095,089	526,323	16,593,243
Youth Affairs		4,351,739	1,268,442	184,699	2,898,598
Youth Affairs- Runaway, Homeless or Victims of Abuse		311,086	103,921	160,502	46,663
Chief Medical Examiner		399,545	117,260	1,017	281,268
TOTAL		77,428,782	24,611,666	1,724,647	51,092,469
HOMELAND SECURITY					
Customs and Quarantine		-	-	-	-
Civil Defense		-	-	-	-
TOTAL		-	-	-	-

Government of Guam
Consolidated Revenue/Expenditure Report
General Fund
As of January 31, 2013

<u>EXPENDITURES & ENCUMBRANCES</u>	<u>APPROPRIATIONS ^{1/}</u>	<u>EXPENDITURES ^{2/}</u>	<u>ENCUMBRANCES</u>	<u>FUNDS AVAILABLE</u>
HEALTH				
Dept. of Public Health & Social Services	21,040,373	5,807,482	5,166,492	10,066,399
DPHSS MIP/Medicaid Program	27,006,536	8,120,915	83,922	18,801,699
DPHSS Public Assistance Program	2,441,200	1,201,532	-	1,239,668
Mental Health and Substance Abuse	13,078,591	2,551,185	1,099,125	9,428,281
Mental Health and Substance Abuse Outsourcing Services Providing Drug & Alcohol Detoxication, Rehab & Prevention	773,655	323,007	-	450,648
Mental Health and Substance Abuse - Oasis Empowerment Center	46,104	-	-	46,104
Guam Memorial Hospital Authority	2,225,415	1,641,651	-	583,764
Dept. of Integ. Services for Individ. With Disabilities (DISID)	1,139,468	137,897	54,186	947,385
TOTAL	67,751,342	19,783,668	6,403,726	41,563,948
EDUCATION				
Department of Education Operations	182,246,286	55,690,099	-	126,556,187
DOE Chamoru Studies Division	381,120	-	-	381,120
DOE Textbooks	2,000,000	-	-	2,000,000
University of Guam	25,688,064	8,562,688	-	17,125,376
UOG Scholarships (SSFAP)	2,423,137	807,712	-	1,615,425
UOG A.C. Yamashita Ed. Corps.	1,176,221	392,076	-	784,145
UOG Aquaculture Development and Training Center	125,254	41,748	-	83,506
UOG WERI (Guam Hydro. Survey)	182,694	60,900	-	121,794
UOG WERI (Water Resource Monitoring)	155,626	51,876	-	103,750
UOG Northern & Southern Soil & Water Conservation District Programs	149,384	49,796	-	99,588
UOG KPRG Ops	89,467	29,820	-	59,647
UOG Guam Farmers Cooperative Assoc. of Guam	200,000	66,664	-	133,336
Guam Community College	13,301,611	3,768,793	-	9,532,818
GCC - LPN & Voc Guidance Programs	705,058	199,763	-	505,295
Guam Commission for Educator Certification	203,831	42,987	-	160,844
Guam Public Library	1,176,093	353,134	116,720	706,239
PBS Guam	596,671	154,683	23,984	418,004
TOTAL	230,800,517	70,272,739	140,703	160,387,075

Government of Guam
Consolidated Revenue/Expenditure Report
General Fund
As of January 31, 2013

	<u>EXPENDITURES & ENCUMBRANCES</u>	<u>APPROPRIATIONS¹</u>	<u>EXPENDITURES²</u>	<u>ENCUMBRANCES</u>	<u>FUNDS AVAILABLE</u>
UTILITIES					
TOTAL					
FINANCE & ADMINISTRATION					
Department of Administration		7,264,866	2,232,295	1,224,507	3,808,064
Government Claims Fund		100,000	-	-	100,000
DOA - Government Annual Single Audit		377,000	84,500	-	292,500
Residential Treatment Fund		1,100,000	-	-	1,100,000
Child in Custody - 19 GCA §5116		649,962	126,239	68,301	455,422
TOTAL		9,491,828	2,443,033	1,292,808	5,755,987
REVENUE & TAXATION					
Department of Revenue & Taxation		9,164,180	2,526,132	417,245	6,220,803
TOTAL		9,164,180	2,526,132	417,245	6,220,803
JUSTICE					
Office of the Attorney General		10,888,363	3,005,397	394,632	7,488,334
TOTAL		10,888,363	3,005,397	394,632	7,488,334
NATURAL RESOURCES					
Department of Agriculture		2,360,458	629,902	78,499	1,652,058
Animal Shelter (GAIN)		91,863	-	-	91,863
Veterinarian and Animal Control Services (Animal Health)		162,518	81,085	-	81,433
TOTAL		2,614,839	710,986	78,499	1,825,354
LABOR					
Department of Labor		988,456	301,554	43,248	643,654
Worker's Compensation Fund		747,949	-	-	747,949
TOTAL		1,736,405	301,554	43,248	1,391,603

Government of Guam
Consolidated Revenue/Expenditure Report
General Fund
As of January 31, 2013

<u>EXPENDITURES & ENCUMBRANCES</u>	<u>APPROPRIATIONS ¹¹</u>	<u>EXPENDITURES ¹²</u>	<u>ENCUMBRANCES</u>	<u>FUNDS AVAILABLE</u>
TOURISM & CULTURE				
Guam Visitors Bureau	-	-	-	-
Guam Council on the Arts and Humanities	287,999	65,068	-	222,931
Department of Chamorro Affairs	928,856	236,478	52,031	640,347
TOTAL	1,216,855	301,546	52,031	863,278
HOUSING & ECONOMIC DEVELOPMENT				
DOA Administration Housing	-	-	-	-
TOTAL	-	-	-	-
TRANSPORTATION				
TOTAL	-	-	-	-
RECREATION				
Department of Parks & Recreation	3,057,669	867,165	344,040	1,846,465
TOTAL	3,057,669	867,165	344,040	1,846,465
JUDICIAL/LEGISLATIVE/OTHERS				
Mayor's Council of Guam	7,510,621	2,434,086	256,612	4,819,924
Mayor's Council- Public Safety & Social Education	285,000	26,316	86,689	171,995
Mayor's Council- Grounds Maintenance for Schools	204,087	204,087	-	-
Guam Legislature	7,063,133	2,354,378	-	4,708,755
Guam Legislature- Office of Finance and Budget	359,232	119,744	-	239,488
Unified Judiciary	22,067,848	7,780,632	-	14,287,216
Judiciary - Court Appt. Fees	745,433	400,000	-	345,433
Judiciary - Adult and Juvenile Drug Courts	651,277	232,984	-	418,293
Judiciary- Mental Health Court	100,000	34,000	-	66,000
Public Defender Services Corp	3,601,222	1,334,392	-	2,266,830
Office of Public Accountability	1,235,315	373,804	-	861,511
GEDA- Guam Football (Soccer) Association	500,000	-	-	500,000
TOTAL	44,323,168	15,294,423	343,300	28,685,445

Government of Guam
Consolidated Revenue/Expenditure Report
General Fund
As of January 31, 2013

<u>EXPENDITURES & ENCUMBRANCES</u>	<u>APPROPRIATIONS ^{/1}</u>	<u>EXPENDITURES ^{/2}</u>	<u>ENCUMBRANCES</u>	<u>FUNDS AVAILABLE</u>
MISCELLANEOUS APPROPRIATIONS				
Retirement (Health/Dental/Life Insurance)	16,922,668	7,366,173	-	9,556,495
Retirement (Medicare Premiums)	1,140,965	437,380	-	703,585
Retirement (Judges Annuities)	358,000	119,332	-	238,668
Retirement (Gov./Lt. Gov. Pensions)	251,000	83,668	-	167,332
DOA- COLA	6,770,500	8,200,500	-	(1,430,000)
DOA- Supplemental Annuity Benefits Special Fund	11,696,303	3,940,000	-	7,756,303
General Fund Contribution to Income Tax Refund Efficient Payment Trust	14,000,501	-	-	14,000,501
GMHA Pharmaceutical Fund	-	-	-	-
TOTAL	51,139,937	20,147,053	-	30,992,884
CONTINUING APPROPRIATIONS				
Limited Obligation (Section 30) Bond, Series 2009A	3,692,212	-	-	3,692,212
GDOE Series 2010A JFX Project	5,131,938	-	-	5,131,938
General Obligation Bonds, 2009 Series A	21,532,221	12,566,944	-	8,965,277
2002 Short Term Financing (Section 30)	1,717,449	-	-	1,717,449
TOTAL	32,073,820	12,566,944	-	19,506,876
GRAND TOTAL	562,972,375	179,244,072	12,632,678	371,095,625

Footnotes:

- ^{/1} Pursuant to PL 31-233 and appropriations noted per DOA.
- ^{/2} Actual Cumulative preliminary numbers provided by DOA to exclude X & Z accounts, system run date as of 2/13/13
- ^{/3} GMHA Pharmaceutical Fund is a set-aside amount per Public Law 31-233
- ^{/4} Pending DOA reconciliation and booking of the collected Autonomous Agencies COLA reimbursement.