



# BUREAU OF BUDGET & MANAGEMENT RESEARCH

OFFICE OF THE GOVERNOR

Post Office Box 2950, Hagåtña Guam 96932

**EDDIE BAZA CALVO**  
GOVERNOR


**JOHN A. RIOS**  
DIRECTOR

**RAY TENORIO**  
LIEUTENANT GOVERNOR

**JOSE S. CALVO**  
DEPUTY DIRECTOR

January 21, 2014

The Honorable Judith Won Pat  
Speaker  
I Mina'trentai Dos Na Liheslaturan Guåhan  
Thirty-Second Guam Legislature  
155 Hesler Place  
Hagåtña, Guam 96910

Office of the Speaker  
**Judith T. Won Pat, Ed. D.**  
Date 1/21/14  
Time 4:55 PM  
Received by: 

Dear Speaker Won Pat:


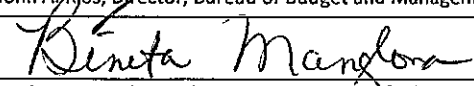
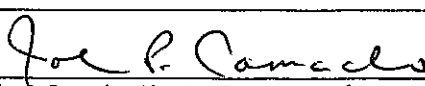
Enclosed is the Consolidated Revenue/Expenditure Report for the period ending December 31, 2013. There are several statutes requiring monthly reports of revenues in addition to a report requiring both revenue and expenditure comparisons. In an effort to mitigate misunderstanding of the different amounts being reported, it was necessary to submit a "consolidated" report which contains all the comparative information pursuant to each of the statutory reporting requirements. In this format, it is evident that there are varying numbers due to the different "basis of comparison". It should be noted that the amounts reflected in this report are subject to internal audit and analysis and therefore are subject to change, which is the nature of these interim reports. However, it is submitted to meet compliance with each reporting mandate. It is important to note that the Department of Administration, Department of Revenue and Taxation and the Bureau of Budget and Management Research are continuing their efforts to improve the format, content and usefulness of this report.

Should you have any questions, please do not hesitate to call me.

Sincerely,

  
JOHN A. RIOS

Enclosures

Certification of information contained in Enclosures subject to Note 1.
 John A. Rios, Director, Bureau of Budget and Management Research
 Benita A. Manglona, Director, Department of Administration
 John P. Camacho, Director, Department of Revenue and Taxation



Government of Guam  
Consolidated Revenue / Expenditure Report<sup>1/</sup>  
General Fund

	MONTHLY ADOPTED Revenue Allocated vs. MONTHLY ACTUAL REVENUE		Quarterly ADOPTED Revenue Allocated vs. Quarterly ACTUAL REVENUE		Favorable Increase (Decrease)
	For the Month Ending December	For the Month Ending December	For the 3rd Quarter 2014	For the 3rd Quarter 2014	
	Permitted to 5 GCA, Ch 4, §1101(C) (Use on later than 20 days after month-end)	Permitted to 5 GCA, Ch 4, §1101(C) (Use on later than 20 days after month-end)	Permitted to 5 GCA, Ch 4, §1101(C) (Use on later than 20 days after the close of each quarter) <sup>2/</sup>	Permitted to 5 GCA, Ch 4, §1101(C) (Use on later than 20 days after the close of each quarter) <sup>2/</sup>	
	FY2014 Adopted Revenue Allocated for the Month December	FY2014 Actual Collection For the Month December	FY2014 Adopted Revenue Allocated for the Quarter	FY2014 Actual Collection for the Quarter	
Income Taxes:					
Individual Corporation	2,302,164	1,622,220	11,832,727	13,477,861	3,640,133
Withholding	17,087,453	16,693,250	42,586,662	22,008,500	421,838
Withholding - COLA	20,172,101	23,822,746	52,928,404	54,917,973	2,119,569
Interest & Penalties	1,919	0	1,919	0	(1,919)
Income Tax	201,089	254,402	843,504	796,566	(46,937)
Business privilege taxes:	39,764,726	42,401,619	88,008,216	94,200,900	6,132,684
Gross Receipts Taxes	19,501,314	13,975,568	56,758,985	59,790,358	3,031,374
Other Taxes:	0	806	606	994	388
Admissions tax	234,220	58,467	708,095	183,690	(524,405)
Business Privilege Taxes	19,735,554	16,034,841	57,467,886	59,975,042	2,507,156
Licenses, Fees & Penalties	156,301	121,422	403,042	369,994	(33,048)
Use of Money & Property	77,837	5,966	323,253	30,389	(292,863)
Federal Sources	5,338,794	5,282,538	16,178,123	15,856,332	(321,791)
Department Charges:					
Agriculture	832	437	1,276	978	(298)
Police & Corrections	0	0	7	20	13
Public Works	2,783	1,923	7,432	9,383	1,951
Public Health	21,595	2,800	42,564	1,410	(41,154)
Commerce	36,570	42,528	85,420	100,152	14,732
Other charges	90,068	49,674	215,511	322,790	107,279
Department Charges	151,848	94,741	352,209	434,732	82,523
<b>TOTAL GENERAL FUND REVENUES</b>	<b>\$ 65,245,060</b>	<b>\$ 63,941,126</b>	<b>\$ 162,792,528</b>	<b>\$ 170,867,370</b>	<b>\$ 8,074,842</b>

<sup>1/</sup> Revenues are based on a modified accrual basis of accounting as determined by GASB 34. During the year, revenues are recognized on a cash basis. At year end an accrual is made to accordance with GASB 33.

<sup>2/</sup> This information will be updated in the quarter ending 12/31/2013

<sup>3/</sup> Based on Adopted Revenue allocated per P.L. 32-068, Chapter 1, section 2(f)

Note 1: Data contained herein are subject to change, as additional reconciliations are performed.  
Note 2: ACTC has been reconciled to be consistent with budgetary reporting requirements

Government of Guam  
Consolidated Revenue / Expenditure Report<sup>1/</sup>  
General Fund

	YTD ADOPTED Revenue Allocated vs. YTD ACTUAL Collections			YTD ADOPTED Revenue vs. PROJECTED Revenue to Year End		
	PY2014 Adopted Revenue for the Cumulative Period <sup>5</sup>	PY2014 Actual Revenue for the Cumulative Period	Payable (Unfavorable)	PY2014 Adopted Revenue <sup>6</sup> (Full Year Projection) <sup>7</sup>	PY2014 Revenue Tracking	Payable Increase (Decrease)
<b>Income Taxes:</b>						
Individual	\$ 11,837,727	\$ 15,477,861	\$ 3,640,133	\$ 84,982,063	\$ 87,597,338	\$ 2,615,295
Corporation	22,586,662	23,008,500	421,838	106,887,419	103,484,225	(1,403,194)
Withholding	52,798,404	54,917,973	2,119,569	218,843,713	230,315,919	11,472,207
Withholding - COLA	1,919	0	(1,919)	5,860		(5,860)
Interest & Penalties	843,504	796,566	(46,937)	3,406,189		(3,406,189)
<b>Income Taxes</b>	<b>88,069,216</b>	<b>94,200,800</b>	<b>6,132,684</b>	<b>412,125,244</b>	<b>421,397,502</b>	<b>9,272,258</b>
<b>Business privilege taxes:</b>						
Gross Receipts Taxes	56,758,983	59,790,358	3,031,374	232,896,385	228,040,682	(4,785,703)
Other Taxes:						
Admissions tax	606	994	388	6,290		(6,290)
Use Tax	708,095	183,690	(524,405)	2,625,842	679,365	(1,946,477)
<b>Business Privilege Taxes</b>	<b>57,467,686</b>	<b>59,975,042</b>	<b>2,507,956</b>	<b>235,458,517</b>	<b>228,720,047</b>	<b>(6,738,470)</b>
Licenses, Fees & Penalties	403,042	369,993	(33,049)	4,711,185	4,339,745	(371,440)
Use of Money & Property	323,153	303,669	(19,483)	1,627,655	1,453,495	(1,782,160)
<b>Federal Sources:</b>	<b>16,178,123</b>	<b>15,856,332</b>	<b>(321,791)</b>	<b>65,136,872</b>	<b>65,185,512</b>	<b>48,640</b>
<b>Department Charges:</b>						
Agriculture	1,276	978	(298)			
Police & Corrections	7	20	13			
Public Works	7,432	9,383	1,951			
Public Health	42,564	14,110	(28,454)			
Commerce	85,420	100,152	14,732			
Other charges	215,511	322,790	107,279			
<b>Department Charges</b>	<b>352,209</b>	<b>434,732</b>	<b>82,523</b>	<b>1,812,516</b>	<b>2,272,652</b>	<b>460,136</b>
<b>TOTAL GENERAL FUND REVENUES</b>	<b>\$ 162,791,528</b>	<b>\$ 170,867,370</b>	<b>\$ 8,076,842</b>	<b>\$ 720,871,980</b>	<b>\$ 722,060,953</b>	<b>\$ 1,188,964</b>
			4.96%			0.16%

<sup>1/</sup> Revenues are based on a modified accrual basis of accounting as determined by GASB 34. During the year, revenues are recognized on a cash basis. End of year end an accrual is made in accordance with GASB 33.

<sup>2/</sup> Based on Adopted Revenue allocated per P.L. 32-068, Chapter 1, section 210.

<sup>3/</sup> Based on Adopted Revenue per P.L. 32-068, Chapter 1, section 2.

Note 1: Data contained herein are subject to change, as additional reconciliations are performed.  
Note 2: ACTC has been resolved to be consistent with budgetary reporting requirements.

Government of Guam  
Consolidated Revenue/Expenditure Report  
General Fund  
As of December 31, 2013

(Pursuant to §4109 (c) (3) of Title 5 GCA)  
General Fund

	<u>EXPENDITURES &amp; ENCUMBRANCES</u>	<u>APPROPRIATIONS</u> <sup>1/</sup>	<u>EXPENDITURES</u> <sup>2/</sup>	<u>ENCUMBRANCES</u>	<u>FUNDS</u> <u>AVAILABLE</u>
<b>EXECUTIVE DIRECTION</b>					
Office of I Maga'lahaen Guahan	5,608,429	1,283,758	750,404	3,574,266	
Office of I Segundu Na Maga'lahaen Guahan	1,164,488	310,120	42,670	811,698	
Commission on Decolonization	220,507	51,545	92	168,870	
Department of Veterans Affairs	619,379	60,219	12,739	546,421	
Bureau of Budget & Management Research	941,499	249,211	-	692,288	
Civil Service Commission	837,205	203,083	61,330	572,793	
Guam Election Commission	950,781	120,668	152,976	677,138	
Bureau of Statistics & Plans	1,134,243	244,740	16,041	873,462	
Public Works	9,685,337	2,153,012	394,978	7,137,347	
Public Works- Acquisition of Property -Tiyau Parkway Project	1,300,000	-	-	1,300,000	
Public Works- Fleet and Fuel Mgmt Monitoring System	250,000	-	-	250,000	
Department of Land Management	358,375	139,277	139,277	79,822	
Military Affairs	682,842	128,884	-	553,958	
<b>TOTAL</b>	<b>23,753,085</b>	<b>4,944,516</b>	<b>1,570,506</b>	<b>17,238,063</b>	
<b>PUBLIC SAFETY</b>					
Guam Police Department	27,124,988	6,588,200	363,284	20,173,504	
GPD - Police Officer Training Cycle	800,000	-	-	800,000	
Corrections	19,216,100	3,870,082	1,507,830	13,838,188	
Corrections - Cost of Care & Custody of Prisoners in Fed. Fac.	696,000	46,779	-	649,221	
Guam Fire Department	27,613,540	7,455,053	473,796	19,684,691	
Youth Affairs	4,498,200	1,058,854	131,791	3,307,554	
Youth Affairs- Runaway, Homeless or Victims of Abuse	321,556	27,025	262,375	32,156	
Chief Medical Examiner	414,009	88,352	2,620	323,037	
<b>TOTAL</b>	<b>80,684,393</b>	<b>19,134,345</b>	<b>2,741,697</b>	<b>58,808,352</b>	
<b>HOMELAND SECURITY</b>					
Customs and Quarantine	-	-	-	-	
Civil Defense	-	-	-	-	
<b>TOTAL</b>	<b>-</b>	<b>-</b>	<b>-</b>	<b>-</b>	

Government of Guam  
Consolidated Revenue/Expenditure Report  
General Fund  
As of December 31, 2013

<u>EXPENDITURES &amp; ENCUMBRANCES</u>	<u>APPROPRIATIONS<sup>1</sup></u>	<u>EXPENDITURES<sup>2</sup></u>	<u>ENCUMBRANCES</u>	<u>FUNDS AVAILABLE</u>
<b>HEALTH</b>				
Dept. of Public Health & Social Services	23,124,868	5,874,303	8,306,752	8,943,812
DPHSS - MIP/Medicaid Program	30,393,212	11,204,948	34,662	19,153,602
DPHSS - Office of Minority Health	100,000	15,505	21,900	62,595
Guam Behavioral Health and Wellness Center	12,373,523	1,774,373	3,409,984	7,189,166
Guam Behavioral Health and Wellness Center Outsourcing Services Providing Drug & Alcohol Detoxication, Rehab & Prevention	860,683	26,667	212,083	621,933
GBHWC Interpreter Services Contract	5,000	-	-	5,000
Guam Memorial Hospital Authority	2,894,340	-	-	2,894,340
Dept. of Integ. Services for Indiv. With Disabilities (DISID)	1,119,449	135,941	75,378	908,129
<b>TOTAL</b>	<b>70,871,075</b>	<b>19,031,738</b>	<b>12,060,760</b>	<b>39,778,578</b>
<b>EDUCATION</b>				
Department of Education Operations	183,502,800	49,856,386	-	133,646,414
DOE - Chamorro Studies Division	401,207	101,190	-	300,017
DOE - George Washington High School Track	350,000	-	-	350,000
DOE - Y Kuentan Salapge Prinsipat	1,081,000	-	-	1,081,000
DOE - Electronic Security Systems	800,000	-	-	800,000
DOE Textbooks	1,500,000	-	-	1,500,000
University of Guam	25,616,712	5,977,233	-	19,639,479
UOG Scholarships (SSFAP)	3,599,358	839,849	-	2,759,509
UOG Aquaculture Development and Training Center	125,254	29,224	-	96,030
UOG WERI (Guam Hydro. Survey)	182,694	42,627	-	140,067
UOG WERI (Water Resource Monitoring)	155,626	36,310	-	119,316
UOG Northern & Southern Soil & Water Conservation District Programs	149,384	34,854	-	114,530
UOG KPRG Ops	89,467	20,874	-	68,593
GEN FUND SEC 5A - UOG SUPPLMNT	1,470,000	343,000	-	1,127,000
Guam Community College	14,261,859	3,327,767	-	10,934,092
GCC - LPN & Voc Guidance Programs	782,570	182,600	-	599,970
Guam Commission for Educator Certification	202,617	43,939	-	158,678
Guam Public Library	1,157,489	230,293	168,034	759,162
PBS Guam (Guam Educational Telecommunications Corp)	653,600	128,649	58,470	466,481
<b>TOTAL</b>	<b>236,081,637</b>	<b>61,194,796</b>	<b>242,395</b>	<b>174,644,446</b>

Government of Guam  
Consolidated Revenue/Expenditure Report  
General Fund  
As of December 31, 2013

	FUNDS			
	APPROPRIATIONS <sup>1/</sup>	EXPENDITURES <sup>2/</sup>	ENCUMBRANCES	AVAILABLE
UTILITIES	-	-	-	-
TOTAL	-	-	-	-
<b>FINANCE &amp; ADMINISTRATION</b>				
Department of Administration	6,031,024	1,423,233	633,889	3,973,883
DOA - Office of Technology	2,042,472	297,591	649,736	1,095,145
Government Claims Fund	100,000	90,000	-	10,000
DOA - Government Annual Single Audit	377,000	-	-	377,000
Residential Treatment Fund	1,100,000	362,300	-	737,700
Child in Custody - 19 GCA §5116	649,962	10,917	-	639,045
TOTAL	10,300,458	2,184,060	1,283,625	6,832,773
<b>REVENUE &amp; TAXATION</b>				
Department of Revenue & Taxation	8,196,472	1,662,398	795,421	5,738,653
TOTAL	8,196,472	1,662,398	795,421	5,738,653
<b>JUSTICE</b>				
Office of the Attorney General	11,424,842	2,352,809	840,349	8,231,684
OAG - Prosecution Division Vacancies	317,665	7,101	-	310,564
OAG - Victims Witness Ayuda Services Program	75,466	9,311	-	66,155
TOTAL	11,817,973	2,369,222	840,349	8,608,402
<b>NATURAL RESOURCES</b>				
Department of Agriculture	2,268,677	534,995	119,539	1,614,144
Animal Shelter (GABN)	94,955	-	85,459	9,496
TOTAL	2,363,632	534,995	204,998	1,623,640
<b>LABOR</b>				
Department of Labor	915,542	212,896	153,640	549,006
Worker's Compensation Fund	798,593	141,657	-	656,936
TOTAL	1,714,135	354,553	153,640	1,205,942

Government of Guam  
Consolidated Revenue/Expenditure Report  
General Fund  
As of December 31, 2013

	EXPENDITURES & ENCUMBRANCES	FUNDS		
	APPROPRIATIONS <sup>1/</sup>	EXPENDITURES <sup>2/</sup>	ENCUMBRANCES	AVAILABLE
<b>TOURISM &amp; CULTURE</b>				
Guam Visitors Bureau	307,500	76,531	-	230,969
Guam Council on the Arts and Humanities	945,564	204,789	112,601	628,174
Department of Chamorro Affairs	1,253,064	281,321	112,601	859,142
<b>TOTAL</b>				
<b>HOUSING &amp; ECONOMIC DEVELOPMENT</b>				
DOA Administration Housing	-	-	-	-
<b>TOTAL</b>				
<b>TRANSPORTATION</b>				
<b>TOTAL</b>				
<b>RECREATION</b>				
Department of Parks & Recreation	2,918,842	640,078	476,158	1,802,607
<b>TOTAL</b>	2,918,842	640,078	476,158	1,802,607
<b>JUDICIAL/LEGISLATIVE/OTHERS</b>				
Mayor's Council of Guam	8,116,811	1,808,786	324,522	5,983,502
Mayor's Council - Public Safety & Social Education	416,860	7,497	131,724	277,639
Mayor's Council - Grounds Maintenance for Schools	419,093	-	-	419,093
Guam Legislature	7,446,635	1,861,659	-	5,584,976
Guam Legislature- Office of Finance and Budget	340,863	85,216	-	255,647
Unified Judiciary	23,341,184	5,835,300	-	17,505,884
Judiciary - Court Appt. Fees	745,433	300,000	-	445,433
Judiciary - Adult and Juvenile Drug Courts	967,765	241,941	-	725,824
Judiciary - Mental Health Court	100,000	25,500	-	74,500
Judiciary - Merit Bonus Payments	1,125,256	1,125,256	-	-
Public Defender Services Corp	3,661,522	643,661	-	3,017,861
Public Defenders - Merit Bonus Payments	35,354	35,354	-	-
Office of Public Accountability	1,254,327	279,801	-	974,526
<b>TOTAL</b>	47,971,103	12,249,970	456,246	35,264,886



Government of Guam  
Consolidated Revenue/Expenditure Report  
General Fund  
As of December 31, 2013

	<u>APPROPRIATIONS</u> <sup>1/</sup>	<u>EXPENDITURES</u> <sup>2/</sup>	<u>ENCUMBRANCES</u>	<u>FUNDS</u> <u>AVAILABLE</u>
<b>MISCELLANEOUS APPROPRIATIONS</b>				
Retirement (Health/Dental/Life Insurance)	19,678,759	4,283,405	-	15,395,354
Retirement (Medicare Premiums)	2,099,400	599,850	-	1,499,550
Retirement (Judges Annuities)	358,000	89,499	-	268,501
Retirement (Gov./Lt. Gov. Pensions)	251,000	62,751	-	188,249
DOA - Cost of Living Allowance	11,665,800	11,539,800	-	126,000
DOA - Supplemental Annuity Benefits Special Fund	9,660,000	2,780,000	-	6,880,000
Legislature - Capital District Fund	431,000	107,750	-	323,250
GPD - Guam Community Police Review Commission	150,000	-	-	150,000
DOA - Gov/Guam Competitive Wages Act of 2014	7,055,357	-	-	7,055,357
GMHA Pharmaceutical Fund	-	-	-	-
<b>TOTAL</b>	<b>51,349,316</b>	<b>19,463,055</b>	<b>-</b>	<b>31,886,261</b>
<b>CONTINUING APPROPRIATIONS</b>				
Limited Obligation Bonds (Section 30) PL30-1 & PL 30-7)	4,869,882	-	-	4,869,882
GDOE Series 2010A JFK Project	7,189,506	7,189,503	-	3
General Obligation Bonds, 2009 Series A	21,532,898	12,668,444	-	8,864,454
BPT Tax Bonds, Series 2011A	5,974,007	-	-	5,974,007
BPT Tax Bonds, Series 2012B	2,623,024	-	-	2,623,024
BPT Tax Bonds, Series 2013C	2,306,800	1,813,150	-	493,650
<b>TOTAL</b>	<b>44,496,117</b>	<b>21,671,096</b>	<b>-</b>	<b>22,825,020</b>
<b>GRAND TOTAL</b>	<b>593,771,302</b>	<b>165,716,142</b>	<b>20,938,395</b>	<b>407,116,765</b>

Footnotes:

<sup>1/</sup> Pursuant to PL 32-068 and other GF appropriations noted per DOA.

<sup>2/</sup> Actual Cumulative preliminary numbers provided by DOA to exclude X & Z accounts

<sup>3/</sup> GMHA Pharmaceutical Fund is a set-aside amount per Public Law 32-068