



BUREAU OF BUDGET & MANAGEMENT RESEARCH

OFFICE OF THE GOVERNOR

Post Office Box 2950, Hagåtña Guam 96932

EDDIE BAZA CALVO
GOVERNOR

JOHN A. RIOS
DIRECTOR

RAY TENORIO
LIEUTENANT GOVERNOR

JOSE S. CALVO
DEPUTY DIRECTOR

Office of the speaker
Judith T. Won Pat, Ed. D.
 Date 12/20/13
 Time 9:14 AM
 Received by [Signature]

The Honorable Judith Won Pat
 Speaker
 I Mina'trentai Dos Na Liheslaturan Guåhan
 Thirty-Second Guam Legislature
 155 Hesler Place
 Hagåtña, Guam 96910

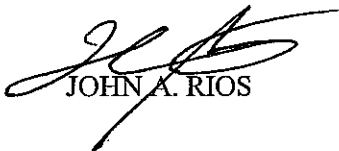
December 20, 2013

Dear Speaker Won Pat:


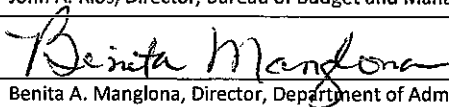
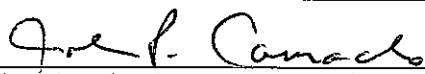
Enclosed is the Consolidated Revenue/Expenditure Report for the period ending November 30, 2013. There are several statutes requiring monthly reports of revenues in addition to a report requiring both revenue and expenditure comparisons. In an effort to mitigate misunderstanding of the different amounts being reported, it was necessary to submit a "consolidated" report which contains all the comparative information pursuant to each of the statutory reporting requirements. In this format, it is evident that there are varying numbers due to the different "basis of comparison". It should be noted that the amounts reflected in this report are subject to internal audit and analysis and therefore are subject to change, which is the nature of these interim reports. However, it is submitted to meet compliance with each reporting mandate. It is important to note that the Department of Administration, Department of Revenue and Taxation and the Bureau of Budget and Management Research are continuing their efforts to improve the format, content and usefulness of this report.

Should you have any questions, please do not hesitate to call me.

Sincerely,


 JOHN A. RIOS

Enclosures

Certification of information contained in Enclosures subject to Note 1.
 John A. Rios, Director, Bureau of Budget and Management Research
 Benita A. Manglona, Director, Department of Administration
 John P. Camacho, Director, Department of Revenue and Taxation

Government Of Guam
Consolidated Revenue / Expenditure Report^{1/}
General Fund

Combined Comparative Statement of Revenues MONTHLY ACTUAL Collection Comparison FY2014 and FY2013 For the Month Ending November 30.		Combined Comparative Statement of Revenues YTD ACTUAL Collection Comparison FY2014 and FY2013 Two Months Ending November 30.			
	November, 2013	November, 2012	Fiscal Year 2014	Fiscal Year 2013	Increase (Decrease)
Income taxes:					
Individual	2,029,534	1,208,715	7,994,587	8,611,773	(617,186)
Corporation	2,430,619	767,308	6,316,251	5,410,117	906,134
Withholding	12,519,614	16,428,288	31,095,226	31,201,988	(106,761)
Withholding - COLA	0	0	0	0	0
Interest & penalties	314,210	193,610	532,164	602,424	(70,260)
Income Taxes	17,293,978	18,597,921	45,938,228	45,826,302	111,926
Business privilege taxes:					
Gross Receipts Taxes	24,413,398	18,475,027	43,814,791	37,494,158	6,320,632
Other Taxes:					
Admissions tax	0	525	188	750	(563)
Use tax	12,490	328,351	125,223	566,573	(441,350)
Business Privilege Taxes	24,425,889	18,803,902	43,940,201	38,061,481	5,878,720
Licenses, Fees & Permits	110,663	145,202	244,227	270,297	(26,070)
Use of Money & Property^{2/}	14,717	15,807	24,354	27,514	(3,160)
Federal Sources^{2/}	5,286,588	4,862,085	10,573,794	9,738,756	835,038
Department Charges:					
Agriculture	302	253	641	526	115
Police & corrections	10	10	20	10	10
Public works	4,300	4,563	7,458	6,173	1,285
Public health	360	10,610	1,130	24,384	(23,254)
Commerce	18,879	35,439	57,627	60,528	(2,901)
Other charges	102,586	56,615	226,316	159,506	66,810
Department Charges	126,437	107,489	293,191	251,127	42,064
TOTAL GENERAL FUND REVENUES	\$ 47,258,271	\$ 42,532,406	\$ 101,013,995	\$ 94,175,476	\$ 6,838,519
Budget (Provision per P.L. 32-068^{2/7})	\$ 5,619,817	\$ 4,119,190	\$ 14,064,702	\$ 10,754,478	\$ 3,310,224
PROVISION FOR TAX REFUNDS					
	\$	\$	\$	\$	\$
	47,258,271	42,532,406	101,013,995	94,175,476	6,838,519
	5,619,817	4,119,190	14,064,702	10,754,478	3,310,224

^{1/} Revenues are based on a modified accrual basis of accounting as determined in GASB 34. During the year, revenues are recognized on a cash basis, but at year-end an accrual is made in accordance with GASB 34.

^{2/} Estimates are provided for the provision for 2013 Refunds & Section 301a prepared for 12 months.

^{7/} The DRT Estimated provision section was removed from this report during November 2013 as it is no longer applicable.

Note 1. Data contained herein are subject to change, as additional reconciliations are performed.

Government Of Guam
Consolidated Revenue / Expenditure Report ^{1/}
General Fund

MONTHLY ADOPTED Revenue Allocated vs. MONTHLY ACTUAL Revenue
For the Month Ended November 30, 2013.
Pursuant to 5 GCA, Ch. 4, §4109(c)(3) [due no later than 20 days after month-end]

QUARTERLY ADOPTED Revenue Allocated vs. QUARTERLY ACTUAL Revenue
For the 1st Quarter of the Fiscal Year
Pursuant to 5 GCA, Ch. 4, §4109(f) [due 30 days after the close of each quarter]/3

	FY2014 Adopted Revenues Allocated for the Month ^{1/}	FY2014 Actual Collections for the Month	Favorable (Unfavorable)	FY2014 Adopted Revenues Allocated for the Quarter ^{1/}	FY2014 Actual Collections for the Quarter	Favorable (Unfavorable)
Income taxes:						
Individual	\$ 1,375,725	\$ 2,029,534	\$ 649,809			
Corporation	1,355,701	2,430,619	1,094,918			
Withholding	16,585,144	12,519,614	(4,065,530)			
Withholding - COLA	0	0	0			
Interest & penalties	0	314,210	314,210			
Income Taxes	19,300,570	17,293,978	(2,006,592)			
Business privilege taxes:						
Gross Receipts Taxes	17,724,797	24,413,398	6,688,601			
Other Taxes:						
Admissions tax	0	0	0			
Use tax	270,813	12,490	(258,323)			
Business Privilege Taxes	17,995,610	24,425,889	6,430,279			
Licenses, Fees & Permits	132,210	110,663	(21,547)			
Use of Money & Property	134,756	14,717	(120,039)			
Federal Sources ^{2/}	5,421,420	5,296,588	(134,832)			
Department Charges:						
Agriculture	146	302	156			
Police & corrections	15	10	(5)			
Public works	9,401	4,300	(5,101)			
Public health	10,511	360	(10,151)			
Commerce	13,726	18,879	5,153			
Other charges	37,292	102,586	65,294			
Department Charges	71,091	126,437	55,346			
TOTAL GENERAL FUND REVENUES	\$ 43,055,657	\$ 47,258,271	\$ 4,202,614			

Excludes:

1/ Revenues are based on a modified accrual basis of accounting as determined in GASB 34. During the year, revenues are recognized on a cash basis, but at year-end an accrual is made in accordance with GASB 33.

2/ This information will be updated in the quarter ending 12/31/2013

3/ Based on Adopted Revenues allocated per P.L. 32-068, Chapter 1, Section 2(f)

Note 1. Data contained herein are subject to change, as additional reconciliations are performed.

Government Of Guam
Consolidated Revenue / Expenditure Report¹
General Fund

YTD ADOPTED Revenues Allocated vs. YTD ACTUAL Collections
Ending Two Months Ending November 30, 2013.
Pursuant to 5GCA Ch. 4 §4109(c)(3) [due 20 days after month-end]

FY2013 ADOPTED Revenues vs. PROJECTED Revenues to Year End
Pursuant to 2GCA, Ch. 13, §13109(a)(1) [due no later than 30 days after month-end]; 5GCA, Ch. 4, §4109(c)(3) [due no later than 20 days after month-end]; and P.L. 32-068, Ch. XIII, §5 [due no later than 30 days after month-end]

	FY2014 Adopted Revenues for the Cumulative Period ⁵	FY2014 Actual Revenues for the Cumulative Period	Favorable (Unfavorable)	FY2014 Adopted Revenues (Full Year Projection) ⁶	FY2014 Revenue Tracking	Favorable (Unfavorable)
Income taxes:						
Individual	\$ 9,535,563	\$ 7,994,587	\$ (1,540,976)	\$ 84,982,063	\$ 87,240,724	\$ 2,258,661
Corporation	5,499,209	6,316,251	817,042	104,887,419	107,782,630	2,895,211
Withholding	33,268,717	31,095,226	(2,173,491)	222,255,762	210,815,465	(11,440,297)
Withholding - COLA	0	0	0	0	0	0
Interest & penalties	0	532,164	532,164	0	0	0
Income Taxes	48,303,489	45,938,228	(2,365,261)	412,125,244	405,838,819	(6,286,425)
Business privilege taxes:						
Gross Receipts Taxes	37,257,651	43,814,791	6,557,140	232,826,385	243,925,414	11,099,029
Other Taxes:						
Admissions tax	0	188	188			0
Use tax	454,480	125,223	(329,257)	2,632,132	718,984	(1,913,148)
Business Privilege Taxes	37,712,131	43,940,201	6,228,070	235,458,517	244,644,398	9,185,881
Licenses, Fees & Permits	246,741	244,227	(2,514)	4,711,185	4,679,207	(31,978)
Use of Money & Property	245,416	24,354	(221,062)	1,627,655	153,678	(1,473,977)
Federal Sources²	10,839,329	10,573,794	(265,535)	65,136,872	63,286,992	(1,849,880)
Department Charges:						
Agriculture	530	641	111			
Police & corrections	67	20	(47)			
Public works	28,644	7,458	(21,187)			
Public health	21,313	1,130	(20,183)			
Commerce	27,322	57,627	30,305			
Other charges	122,485	226,316	103,831			
Department Charges	200,361	293,191	92,830	1,812,516	2,694,325	881,809
TOTAL GENERAL FUND REVENUES	\$ 97,547,467	\$ 101,013,995	\$ 3,466,528	\$ 720,871,989	\$ 721,297,419	\$ 425,430
			3.55%			0.06%

Excludes:

¹ Revenues are based on a modified accrual basis of accounting as determined in GASB 34. During the year, revenues are recognized on a cash basis, but at year-end an accrual is made in accordance with GASB 33.

⁵ Based on Adopted Revenues allocated per P.L. 32-068, Chapter 1, Section 2(j).

⁶ Based on Adopted Revenue P.L. 32-068, Chapter 1, Section 2.

Note 1. Data contained herein are subject to change, as additional reconciliations are performed.

Government of Guam
Consolidated Revenue/Expenditure Report
General Fund
As of November 30, 2013

(Pursuant to §4109 (c) (3) of Title 5 GCA)
 General Fund

<u>EXPENDITURES & ENCUMBRANCES</u>	<u>APPROPRIATIONS ^{1/}</u>	<u>EXPENDITURES ^{2/}</u>	<u>ENCUMBRANCES</u>	<u>FUNDS AVAILABLE</u>
EXECUTIVE DIRECTION				
Office of I Maga'låhen Guahan	5,608,429	564,133	151,488	4,892,808
Office of I Segundu Na Maga'låhen Guahan	1,164,488	127,361	46,797	990,330
Commission on Decolonization	220,507	27,374	20	193,113
Department of Veterans Affairs	619,379	31,448	13,818	574,113
Bureau of Budget & Management Research	941,499	125,555	-	815,944
Civil Service Commission	837,205	105,918	68,569	662,718
Guam Election Commission	950,781	69,260	167,634	713,887
Bureau of Statistics & Plans	1,134,243	128,549	18,005	987,689
Public Works	9,685,337	1,140,538	413,490	8,131,309
Public Works- Acquisition of Property -Tiyan Parkway Project	1,300,000	-	-	1,300,000
Public Works- Fleet and Fuel Mgmt Monitoring System	250,000	-	-	250,000
Department of Land Management	358,375	92,851	-	79,822
Military Affairs	682,842	76,392	185,702	606,450
TOTAL	23,753,085	2,489,379	1,065,523	20,198,183
PUBLIC SAFETY				
Guam Police Department	27,124,988	3,216,607	430,715	23,477,665
GPD - Police Officer Training Cycle	800,000	-	-	800,000
Corrections	19,216,100	1,871,023	1,917,376	15,427,701
Corrections - Cost of Care & Custody of Prisoners in Fed. Fac.	696,000	-	612,000	84,000
Guam Fire Department	27,613,540	3,728,357	495,140	23,390,043
Youth Affairs	4,498,200	533,704	137,589	3,826,907
Youth Affairs- Runaway, Homeless or Victims of Abuse	321,556	-	289,400	32,156
Chief Medical Examiner	414,009	47,425	2,500	364,084
TOTAL	80,684,393	9,397,116	3,894,720	67,402,557
HOMELAND SECURITY				
Customs and Quarantine	-	-	-	-
Civil Defense	-	-	-	-
TOTAL	-	-	-	-

Government of Guam
Consolidated Revenue/Expenditure Report
General Fund
As of November 30, 2013

<u>EXPENDITURES & ENCUMBRANCES</u>	<u>APPROPRIATIONS ^{1/}</u>	<u>EXPENDITURES ^{2/}</u>	<u>ENCUMBRANCES</u>	<u>FUNDS AVAILABLE</u>
HEALTH				
Dept. of Public Health & Social Services	22,915,093	2,119,519	7,361,903	13,433,672
DPHSS - MIP/Medicaid Program	30,602,987	7,764,212	37,742	22,801,034
DPHSS - Office of Minority Health	100,000	7,776	18,700	73,524
Guam Behavioral Health and Wellness Center	12,373,523	671,340	1,053,440	10,648,743
Guam Behavioral Health and Wellness Center Outsourcing Services				
Providing Drug & Alcohol Detoxication, Rehab & Prevention	860,683	-	-	860,683
GBHWC Interpreter Services Contract	5,000	-	-	5,000
Guam Memorial Hospital Authority	2,894,340	-	-	2,894,340
Dept. of Integ. Services for Indiv. With Disabilities (DISID)	1,119,449	64,886	86,951	967,612
TOTAL	70,871,075	10,627,733	8,558,735	51,684,607
EDUCATION				
Department of Education Operations	183,502,800	-	-	183,502,800
DOE - Chamoru Studies Division	401,207	101,190	-	300,017
DOE - George Washington High School Track	350,000	-	-	350,000
DOE - Y Kuentian Salappe Prinsipat	1,081,000	-	-	1,081,000
DOE - Electronic Security Systems	800,000	-	-	800,000
DOE Textbooks	1,500,000	-	-	1,500,000
University of Guam	25,616,712	4,055,979	-	21,560,733
UOG Scholarships (SSFAP)	3,599,358	569,897	-	3,029,461
UOG Aquaculture Development and Training Center	125,254	19,830	-	105,424
UOG WERI (Guam Hydro. Survey)	182,694	28,926	-	153,768
UOG WERI (Water Resource Monitoring)	155,626	24,639	-	130,987
UOG Northern & Southern Soil & Water Conservation District Programs	149,384	23,651	-	125,733
UOG KPRG Ops	89,467	14,165	-	75,303
GEN FUND SEC 5A - UOG SUPPLMNT	1,470,000	232,750	-	1,237,250
Guam Community College	14,261,859	2,258,128	-	12,003,731
GCC - LPN & Voc Guidance Programs	782,570	123,907	-	658,663
Guam Commission for Educator Certification	202,617	22,972	9,480	170,164
Guam Public Library	1,157,489	118,390	186,324	852,775
PBS Guam (Guam Educational Telecommunications Corp)	653,600	68,232	67,364	518,005
TOTAL	236,081,637	7,662,656	263,168	228,155,813

Government of Guam
Consolidated Revenue/Expenditure Report
General Fund
As of November 30, 2013

<u>EXPENDITURES & ENCUMBRANCES</u>	<u>APPROPRIATIONS ^{1/}</u>	<u>EXPENDITURES ^{2/}</u>	<u>ENCUMBRANCES</u>	<u>FUNDS AVAILABLE</u>
UTILITIES				
TOTAL				
FINANCE & ADMINISTRATION				
Department of Administration	6,031,024	730,968	747,131	4,552,924
DOA- Office of Technology	2,042,472	143,937	688,217	1,210,319
Government Claims Fund	100,000			100,000
DOA - Government Annual Single Audit	377,000			377,000
Residential Treatment Fund	1,100,000			1,100,000
Child in Custody - 19 GCA §5116	649,962			649,962
TOTAL	10,300,458	874,905	1,435,348	7,990,205
REVENUE & TAXATION				
Department of Revenue & Taxation	8,196,472	872,719	795,421	6,528,332
TOTAL	8,196,472	872,719	795,421	6,528,332
JUSTICE				
Office of the Attorney General	11,424,842	1,425,609	875,170	9,124,063
OAG - Prosecution Division Vacancies	317,665			317,665
OAG - Victims Witness Ayuda Services Program	75,466			75,466
TOTAL	11,817,973	1,425,609	875,170	9,517,194
NATURAL RESOURCES				
Department of Agriculture	2,268,677	266,926	137,107	1,864,644
Animal Shelter (GAIN)	94,955			94,955
TOTAL	2,363,632	266,926	137,107	1,959,599
LABOR				
Department of Labor	915,542	106,080	58,706	750,756
Worker's Compensation Fund	798,593			798,593
TOTAL	1,714,135	106,080	58,706	1,549,349

Government of Guam
Consolidated Revenue/Expenditure Report
General Fund
As of November 30, 2013

<u>EXPENDITURES & ENCUMBRANCES</u>	<u>APPROPRIATIONS ^{1/}</u>	<u>EXPENDITURES ^{2/}</u>	<u>ENCUMBRANCES</u>	<u>FUNDS AVAILABLE</u>
TOURISM & CULTURE				
Guam Visitors Bureau	-	-	-	-
Guam Council on the Arts and Humanities	307,500	24,114	-	283,386
Department of Chamorro Affairs	945,564	109,324	132,957	703,283
TOTAL	1,253,064	133,438	132,957	986,669
HOUSING & ECONOMIC DEVELOPMENT				
DOA Administration Housing	-	-	-	-
TOTAL	-	-	-	-
TRANSPORTATION				
TOTAL	-	-	-	-
RECREATION				
Department of Parks & Recreation	2,918,842	331,971	534,644	2,052,227
TOTAL	2,918,842	331,971	534,644	2,052,227
JUDICIAL/LEGISLATIVE/OTHERS				
Mayor's Council of Guam	8,116,811	955,976	323,933	6,836,902
Mayor's Council- Public Safety & Social Education	416,860	4,348	91,333	321,179
Mayor's Council- Grounds Maintenance for Schools	419,093	-	-	419,093
Guam Legislature	7,446,635	1,241,106	-	6,205,529
Guam Legislature- Office of Finance and Budget	340,863	56,811	-	284,053
Unified Judiciary	23,341,184	3,890,200	-	19,450,984
Judiciary - Court Appt. Fees	745,433	200,000	-	545,433
Judiciary - Adult and Juvenile Drug Courts	967,765	161,294	-	806,471
Judiciary- Mental Health Court	100,000	17,000	-	83,000
Judiciary- Merit Bonus Payments	1,125,256	1,125,256	-	-
Public Defender Services Corp	3,661,522	643,661	-	3,017,861
Public Defenders - Merit Bonus Payments	35,354	35,354	-	-
Office of Public Accountability	1,254,327	154,835	-	1,099,492
TOTAL	47,971,103	8,485,840	415,266	39,069,997

Government of Guam
Consolidated Revenue/Expenditure Report
General Fund
As of November 30, 2013

<u>EXPENDITURES & ENCUMBRANCES</u>	<u>APPROPRIATIONS /1</u>	<u>EXPENDITURES /2</u>	<u>ENCUMBRANCES</u>	<u>FUNDS AVAILABLE</u>
MISCELLANEOUS APPROPRIATIONS				
Retirement (Health/Dental/Life Insurance)	19,678,759	3,181,784	-	16,496,975
Retirement (Medicare Premiums)	2,099,400	424,900	-	1,674,500
Retirement (Judges Annuities)	358,000	59,666	-	298,334
Retirement (Gov./Lt. Gov. Pensions)	251,000	41,834	-	209,166
DOA- Cost of Living Allowance	11,665,800	13,597,200	-	(1,931,400) /4
DOA- Supplemental Annuity Benefits Special Fund	9,660,000	1,850,000	-	7,810,000
Legislature - Capital District Fund	431,000	-	-	431,000
GPD- Guam Community Police Review Commission	150,000	-	-	150,000
DOA - GovGuam Competitive Wages Act of 2014	7,055,357	-	-	7,055,357
GMHA Pharmaceutical Fund	-	-	-	-
TOTAL	51,349,316	19,155,384	-	32,193,932
CONTINUING APPROPRIATIONS				
Limited Obligation Bonds (Section 30) PL30-1 & PL 30-7)	4,869,882	-	-	4,869,882
GDOE Series 2010A, JFK Project	5,131,013	7,189,503	-	(2,058,490)
General Obligation Bonds, 2009 Series A	21,532,898	-	-	21,532,898
BPT Tax Bonds, Series 2011A	5,974,007	-	-	5,974,007
BPT Tax Bonds, Series 2012B	2,623,024	-	-	2,623,024
BPT Tax Bonds, Series 2013C	2,306,800	-	-	2,306,800
TOTAL	42,437,624	7,189,503	-	35,248,121
GRAND TOTAL	591,712,809	69,019,258	18,156,765	504,536,786

Footnotes:

- /1 Pursuant to PL 32-068 and other GF appropriations noted per DOA.
- /2 Actual Cumulative preliminary numbers provided by DOA to exclude X & Z accounts
- /3 GMHA Pharmaceutical Fund is a set-aside amount per Public Law 32-068
- /4 Pending DOA reconciliation and booking autonomous agencies COLA reimbursement.