



BUREAU OF BUDGET & MANAGEMENT RESEARCH

OFFICE OF THE GOVERNOR
Post Office Box 2950, Hagåtña Guam 96932

EDDIE BAZA CALVO
GOVERNOR

JOHN A. RIOS
DIRECTOR

RAY TENORIO
LIEUTENANT GOVERNOR

STEPHEN J. GUERRERO
DEPUTY DIRECTOR

Office of the Speaker
Judith T. Won Pat, Ed. D.

Date 8/20/12
Time 9:58 PM
Received by [Signature]

The Honorable Judith Won Pat
Speaker
I Mina'Trentai Unu Na Liheslaturan Guåhan
Thirty-First Guam Legislature
155 Hesler Place
Hagåtña, Guam 96910


August 20, 2012

Dear Speaker Won Pat:


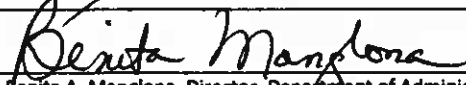

Enclosed is the Consolidated Revenue/Expenditure Report for the period ending July 31, 2012. There are several statutes requiring monthly reports of revenues in addition to a report requiring both revenue and expenditure comparisons. In an effort to mitigate misunderstanding of the different amounts being reported, it was necessary to submit a "consolidated" report which contains all the comparative information pursuant to each of the statutory reporting requirements. In this format, it is evident that there are varying numbers due to the different "basis of comparison". It should be noted that the amounts reflected in this report are subject to internal audit and analysis and therefore are subject to change, which is the nature of these interim reports. However, it is submitted to meet compliance with each reporting mandate. It is important to note that the Department of Administration, Department of Revenue and Taxation and the Bureau of Budget and Management Research are continuing their efforts to improve the format, content and usefulness of this report.

Should you have any questions, please do not hesitate to call me.

Sincerely,


JOHN A. RIOS

Enclosures

Certification of information contained in Enclosures subject to Note 1.
 John A. Rios, Director, Bureau of Budget and Management Research
 Benita A. Manglona, Director, Department of Administration
 John P. Camacho, Director, Department of Revenue and Taxation

**Government Of Guam
Consolidated Revenue / Expenditure Report¹
General Fund**

**Combined Comparative Statement of Revenues
MONTHLY ACTUAL Collection Comparison FY2012 and FY2011
For the Month Ending July 31.**

	July, 2012	July, 2011	Increase (Decrease)
Income taxes:			
Individual	\$ 16,036,105	\$ 3,283,446	\$ 12,752,659
Corporation	5,308,999	6,837,748	(1,528,749)
Withholding	20,879,933	13,280,572	7,599,361
Withholding - COLA	0	88	(88)
Interest & penalties	306,984	179,933	127,051
Income Taxes	42,532,020	23,981,787	18,550,233
Business privilege taxes:			
Gross Receipts Taxes	18,713,553	14,634,306	4,079,247
Other Taxes:			
Admissions tax	4,550	3,700	850
Use tax	209,541	173,183	36,358
Business Privilege Taxes	18,927,644	14,811,189	4,116,455
Licenses, Fees & Permits	485,023	320,953	164,070
Use of Money & Property	13,520	43,291	(29,771)
Federal Sources	4,717,400	4,060,890	656,510
Department Charges:			
Agriculture	153	359	(206)
Police & corrections	0	0	0
Public works	2,220	925	1,295
Public health	13,284	11,633	1,651
Commerce	65,397	35,850	29,547
Other charges	131,114	110,245	20,869
Department Charges	212,168	159,012	53,156
Section 2718 Funds	0	0	0
TOTAL GENERAL FUND REVENUES	\$ 66,887,774	\$ 42,977,121	\$ 23,910,653
Budget (Provision per P.L. 31-77) ²	\$ 9,532,037	\$ 9,079,071	\$ 452,966
DRT Estimated (Subject to change and to be recorded on DOA books)	\$ 9,544,500	\$ 9,079,071	\$ 465,429
Estimate:			

	July 2012	July 2011	Increase (Decrease)
Income taxes:			
Individual	\$ 90,267,161	\$ 58,712,897	\$ 31,554,264
Corporation	79,621,637	87,378,867	(7,757,230)
Withholding	171,093,060	151,541,522	19,551,538
Withholding - COLA	603,579	125,020	478,559
Interest & penalties	2,686,964	5,181,535	(2,494,571)
Income Taxes	344,272,402	302,939,841	41,332,561
Business privilege taxes:			
Gross Receipts Taxes	178,235,505	163,119,257	15,116,248
Other Taxes:			
Admissions tax	24,144	29,823	(5,680)
Use tax	2,217,328	2,616,923	(399,595)
Business Privilege Taxes	180,476,976	165,766,003	14,710,973
Licenses, Fees & Permits	4,457,384	4,222,953	234,431
Use of Money & Property	2,809,700	424,740	2,384,960
Federal Sources	46,129,790	40,449,447	5,680,343
Department Charges:			
Agriculture	4,631	3,457	1,174
Police & corrections	20	55	(35)
Public works	28,415	13,350	15,065
Public health	188,784	114,965	73,819
Commerce	274,623	296,500	(21,877)
Other charges	1,279,170	754,821	524,349
Department Charges	1,775,644	1,183,148	592,496
Section 2718 Funds	0	0	0
TOTAL GENERAL FUND REVENUES	\$ 579,921,897	\$ 514,986,133	\$ 64,935,764
Budget (Provision per P.L. 31-77) ²	\$ 90,880,848	\$ 86,603,291	\$ 4,277,557
DRT Estimated (Subject to change and to be recorded on DOA books)	\$ 90,898,500	\$ 86,603,291	\$ 4,295,209
Estimate:			

¹ Revenues are based on a modified accrual basis. During the year, revenues are recognized on a cash basis, but at year end an amount is accrued in accordance with GASB 31.
² Estimates are recorded for the provisions for 2012 Revenues & Section 30 is provided for 12 months.
 FN: July's Individual Income Tax includes \$14,093,601.36 relating to ACTC reimbursements.
 Note 1: Data contained herein are subject to change, as additional reconciliations are performed and obtained that substantiates the correct presentation of the underlying revenue transactions.

Government Of Guam
Consolidated Revenue / Expenditure Report⁽¹⁾
General Fund

MONTHLY ADOPTED REVENUE ALLOCATED vs. MONTHLY ACTUAL REVENUE
For the Month Ended July 31, 2012.
Pursuant to 5 GCA, Ch. 4, §4109(c)(3) (due no later than 20 days after month-end)

	FY2012 Adopted Revenues Allocated for the Month ⁽⁴⁾	FY2012 Actual Collections for the Month	Favorable (Unfavorable)
Income taxes:			
Individual	\$ 2,433,843	\$ 16,036,105	\$ 13,602,262
Corporation	4,765,587	5,308,999	543,412
Withholding	15,782,082	20,879,933	5,097,851
Withholding - COLA	0	0	0
Interest & penalties	0	306,984	306,984
Income Taxes	22,981,512	42,532,020	19,550,509
Business privilege taxes:			
Gross Receipts Taxes	17,220,110	18,713,553	1,493,443
Other Taxes:			
Admissions tax	0	4,550	4,550
Use tax	367,734	209,541	(158,193)
Business Privilege Taxes	17,587,844	18,927,644	1,339,800
Licenses, Fees & Permits	648,048	485,023	(163,046)
Use of Money & Property	20,183	13,520	(6,663)
Federal Sources	4,001,198	4,717,400	716,202
Department Charges:			
Agriculture	348	153	(195)
Police & corrections	46	0	(46)
Public works	10,011	2,220	(7,791)
Public health	33,898	13,284	(20,614)
Commerce	30,329	65,397	35,068
Other charges	109,315	131,114	21,799
Department Charges	183,947	212,168	28,221
Section 2718 Funds	0	0	0
TOTAL GENERAL FUND REVENUES	\$ 45,422,751	\$ 66,887,774	\$ 21,465,023

Excludes:

- (1) Revenues are based on a modified accrual basis of accounting as delineated in GASB 34. During the year, revenues are recognized on a cash basis, but at year-end an accrual is made in accordance with GASB 31.
(2) This information will be updated in the quarter ending 9/30/2012.
(4) Based on Adopted Revenues allocated per P.L. 31-477, Chapter 1, Section 2(D).

Note 1: Data contained herein are subject to change, as additional reconciliations are performed and obtained that substantiate the correct presentation of the underlying revenue transactions.

QUARTERLY ADOPTED REVENUE ALLOCATED vs. QUARTERLY ACTUAL REVENUE
For the 3rd Quarter of the Fiscal Year
Pursuant to 5 GCA, Ch. 4, §4109(f) (due 30 days after the close of each quarter)⁽³⁾

FY2012 Adopted Revenues Allocated for the Quarter⁽⁴⁾ FY2012 Actual Collections for the Quarter Favorable (Unfavorable)

	FY2012 Adopted Revenues Allocated for the Quarter ⁽⁴⁾	FY2012 Actual Collections for the Quarter	Favorable (Unfavorable)
Income taxes:			
Individual	\$ 7,301,529	\$ 48,108,315	\$ 40,806,786
Corporation	14,296,706	15,927,497	1,630,791
Withholding	47,382,257	62,549,866	15,167,609
Withholding - COLA	0	0	0
Interest & penalties	0	970,904	970,904
Income Taxes	71,980,492	127,556,582	55,576,090
Business privilege taxes:			
Gross Receipts Taxes	51,840,231	56,140,553	4,300,322
Other Taxes:			
Admissions tax	0	13,650	13,650
Use tax	367,734	209,541	(158,193)
Business Privilege Taxes	52,207,965	56,363,644	4,155,679
Licenses, Fees & Permits	648,048	485,023	(163,046)
Use of Money & Property	20,183	13,520	(6,663)
Federal Sources	4,001,198	4,717,400	716,202
Department Charges:			
Agriculture	348	153	(195)
Police & corrections	46	0	(46)
Public works	10,011	2,220	(7,791)
Public health	33,898	13,284	(20,614)
Commerce	30,329	65,397	35,068
Other charges	109,315	131,114	21,799
Department Charges	183,947	212,168	28,221
Section 2718 Funds	0	0	0
TOTAL GENERAL FUND REVENUES	\$ 129,039,826	\$ 189,447,706	\$ 60,407,880

**Government Of Guam
Consolidated Revenue / Expenditure Report ^{1/}
General Fund**

	YTD ADOPTED Revenues Allocated vs. YTD ACTUAL Collections Ending Ten Months Ending July 31, 2012. Pursuant to SGCA, Ch. 4 §4109(c)(3) (due 20 days after month-end)		FY2012 Actual Revenues for the Cumulative Period		FY2012 Adopted Revenues for the Cumulative Period ^{1/}		FY2012 ADOPTEED Revenues vs. PROJECTED Revenues to Year End Pursuant to SGCA, Ch. 13, §13109(a)(1) (due no later than 30 days after month-end); SGCA, Ch. 4, §4109(c)(3) (due no later than 20 days after month-end); and P.L. 31-77, Ch. XIII, §5 (due no later than 30 days after month-end)	
	FY2012 Adopted Revenues for the Cumulative Period ^{1/}	FY2012 Actual Revenues for the Cumulative Period	Favorable (Unfavorable)	FY2012 Adopted Revenues (Full Year Projection) ^{1/}	FY2012 Revenue Tracking	Favorable (Unfavorable)		
Income taxes:								
Individual Corporation	\$ 71,561,469	\$ 90,267,161	\$ 18,705,692	\$ 81,651,368	\$ 97,038,360	\$ 15,386,992		
Withholding - COLA	87,043,922	79,621,637	(7,422,285)	111,802,336	101,327,448	(10,474,888)		
Interest & penalties	170,917,672	171,093,060	175,388	209,256,708	212,211,161	2,954,453		
	0	603,379	603,379	0	0	0		
	0	2,686,964	2,686,964	0	0	0		
Income Taxes	329,523,063	344,272,482	14,749,339	402,710,412	410,576,968	7,866,556		
Business privilege taxes:								
Gross Receipts Taxes	171,528,584	178,235,505	706,920	215,900,178	216,176,747	276,569		
Other Taxes:								
Admissions tax	0	24,144	24,144	3,529,781	2,479,773	(1,050,008)		
Use tax	2,980,889	2,217,328	(763,561)	219,429,959	218,656,520	(773,439)		
Business Privilege Taxes	186,509,474	180,476,976	(32,497)	5,547,355	4,726,448	(820,907)		
Licenses, Fees & Permits	5148,463	4,457,384	(691,078)	672,804	2,984,515	2,311,711		
Use of Money & Property	264,514	2,809,700	2,545,185	90,228,855	55,460,203	5,231,348		
Federal Sources	41,334,137	46,129,790	4,795,654	1,850,178	2,279,161	428,983		
Department Charges:								
Agriculture	2,819	4,631	1,812	7,545,989	7,545,989	0		
Police & corrections	384	20	(364)	0	0	0		
Public works	188,965	28,415	(160,550)	0	0	0		
Public health	175,489	188,784	13,295	0	0	0		
Commerce	242,583	274,623	32,040	0	0	0		
Other charges	817,598	1,279,170	461,573	0	0	0		
Department Charges	1,627,837	1,775,644	347,806	1,850,178	2,279,161	428,983		
Section 2718 Funds	0	0	0	7,545,989	7,545,989	0		
TOTAL GENERAL FUND REVENUES	\$ 558,207,487	\$ 579,921,897	\$ 21,714,409	\$ 687,985,552	\$ 702,229,804	\$ 14,244,252	2.07%	

Estimate.

^{1/} Revenues are based on a modified accrual basis. During the year, revenues are recognized on a cash basis, but at year end an amount is made in accordance with GAAP 33.

^{2/} Section 30 is provided for 12 months.

^{3/} Based on Adopted Revenues allocated per P.L. 31-077, Chapter 1, Section 20.

^{4/} Based on Adopted Revenues P.L. 31-077, Chapter 1, Section 2.

Note 1. Data contained herein are subject to change, as additional reconciliations are performed and obtained that substantiate the correct projections of the underlying revenue transactions.

**Government of Guam
Consolidated Revenue/Expenditure Report
General Fund
As of July 31, 2012**

(Pursuant to §4109 (c) (3) of Title 5 GCA)
General Fund

EXPENDITURES & ENCUMBRANCES

EXECUTIVE DIRECTION

	APPROPRIATIONS	EXPENDITURES	ENCUMBRANCES	FUNDS AVAILABLE
Office of I Maga'lahen Guahan	5,770,077	3,651,745	349,854	1,768,478
Commission on Decolonization	104,838	99,284	7,629	(2,914)
Ancestral Lands Commission	178,471	129,756	-	48,715
Department of Veterans Affairs	293,983	252,489	3,113	34,381
I Segundu Na Maga'lahen Guahan	930,676	509,205	5,993	335,401
Bureau of Budget & Management Research	1,019,592	781,969	-	237,623
Civil Service Commission	802,323	609,955	20,837	177,531
Guam Election Commission	892,590	864,304	70,053	258,235
Bureau of Statistics & Plans	1,162,413	835,246	7,025	300,152
Public Works	4,456,304	6,817,238	-	1,639,066
Department of Land Management	646,932	510,681	34,111	96,141
Military Affairs	673,834	441,633	2,198	230,003
Chamorro Land Trust Commission	-	-	-	-
TOTAL	20,628,639	15,267,930	590,811	4,659,892

PUBLIC SAFETY

Guam Police Department	24,290,081	18,384,331	237,690	5,638,660
Corrections	14,879,005	12,192,872	288,959	2,347,264
Corrections - PY Cost of Care & Custody of Prisoners in Fed. Fac.	676,487	417,038	-	259,419
Guam Fire Department	26,745,552	22,251,013	154,705	4,339,834
Youth Affairs	3,648,601	2,665,180	38,601	944,820
Youth Affairs Runaway, Homeless or Victims of Abuse Programs	346,325	174,267	84,255	87,803
Chief Medical Examiner	398,894	270,818	45,019	83,058
TOTAL	70,905,945	58,355,459	849,228	13,700,858

HOMELAND SECURITY

Customs and Quarantine	-	-	-	-
Civil Defense	-	-	-	-
TOTAL	-	-	-	-

HEALTH

Dept. of Public Health & Social Services	19,302,618	9,405,690	2,562,166	7,334,762
MIP/Medicare Program (DPI&SS)	27,990,606	25,000,099	24,029	2,966,478
Public Assistance Programs (DPI&SS)	1,821,183	1,123,884	-	697,299

Note 1. Data contained herein are subject to change as additional reconciliations are performed and obtained that substantiates the correct presentation of the underlying revenue and expenditure transactions.

**Government of Guam
Consolidated Revenue/Expenditure Report
General Fund
As of July 31, 2012**

	<u>APPROPRIATIONS</u> ¹	<u>ENCUMBRANCES</u> ²	<u>FUNDS AVAILABLE</u>
EXPENDITURES & ENCUMBRANCES			
Mental Health and Substance Abuse	10,265,287	7,213,369	1,792,416
Mental Health and Substance Abuse Amended Permanent Injunction	3,000,000	-	3,000,000
Mental Health and Substance Abuse Outsourcing Services Providing Drug & Alcohol Detoxification, Rehab & Prevention	839,340	530,494	308,846
Mental Health 1 Fama'agn'on Wrap/Around Care	245,194	101,066	144,038
Mental Health and Substance Abuse - Oasis Empowerment Center	50,000	42,000	8,000
Guam Memorial Hospital Authority	2,060,918	1,729,265	331,743
Dept. of Inleg. Services for Individ. With Dis.	1,250,345	455,680	784,665
TOTAL	66,825,101	45,603,687	17,061,308
EDUCATION			
Department of Education Operations	179,639,344	147,991,597	31,647,747
DOE - Medical/Dental/Life Insurance	3,456,994	-	3,456,994
DOE Chamorro Studies Division	881,120	-	381,120
Department of Education Textbooks	2,000,000	-	2,000,000
University of Guam	19,954,790	16,678,990	3,275,800
UOG Medical/Dental/Life Insurance	843,895	703,170	140,631
UOG Utilities (Power/Water)	4,145,880	3,454,900	690,980
UOG Scholarships (SSFAP)	423,137	280,928	403,857
UOG A.C. Yamashita Ed. Corps.	76,221	900,340	196,041
UOG Aquaculture Development and Training Center	182,694	164,300	20,874
UOG WERI (Guam Hydro. Survey)	155,822	152,250	30,444
UOG WERI (Water Resource Monitoring)	149,384	129,690	25,936
UOG Northern & Southern Soil & Water Conservation District Programs	89,467	124,490	24,894
UOG KPRG Ops	11,400,130	74,560	14,907
Guam Community College	316,564	9,500,110	1,900,020
GCC - Medical/Dental/Life Insurance	263,795	-	52,769
GCC-Utilities (Power/Water)	1,304,208	808,830	217,378
GCC - Life & Voc Qualifcation Programs	785,058	587,550	117,508
Guam Commission for Educator Qualification	172,685	123,767	48,918
Guam Public Library	368,856	347,085	8,096 /5
TOTAL	229,171,796	184,511,332	44,646,788
UTILITIES			
TOTAL			
FINANCE & ADMINISTRATION			
Department of Administration	7,378,845	6,512,088	527,597 /6
Government Claims Fund	100,000	-	-
DOA - Government Annual Single Audit	377,000	190,000	187,000
Residential Treatment Fund	1,200,000	719,981	480,019
Interest Only Payments to GovGuam Retirement Fund (GDOB CR/EA)	332,753	-	332,753
Child in Custody - 19 GCA §5116	649,962	466,331	103,795
TOTAL	10,038,560	7,998,400	1,633,164

Note 1. Data contained herein are subject to change as additional reconciliations are performed and obtained that substantiates the correct presentation of the underlying revenue and expenditure transactions.

**Government of Guam
Consolidated Revenue/Expenditure Report
General Fund
As of July 31, 2012**

<u>EXPENDITURES & ENCUMBRANCES</u>	<u>APPROPRIATIONS¹</u>	<u>EXPENDITURES²</u>	<u>ENCUMBRANCES</u>	<u>FUNDS AVAILABLE</u>
REVENUE & TAXATION				
Department of Revenue & Taxation	9,738,912	6,261,359	3,174	3,474,378
TOTAL	9,738,912	6,261,359	3,174	3,474,378
JUSTICE				
Office of the Attorney General	11,621,712	6,360,396	196,620	5,064,697
TOTAL	11,621,712	6,360,396	196,620	5,064,697
NATURAL RESOURCES				
Department of Agriculture	2,214,105	1,630,417	7,728	575,959
Dept of Agri-Ranking Structure for Conservation Law Enforcement	60,000			60,000
Department of Agriculture- Animal Shelter	98,083	55,510	27,791	14,712
Guam Environmental Protection Agency				
TOTAL	2,372,188	1,685,927	35,519	650,671
LABOR				
Worker's Compensation Fund	798,593	643,414		155,179
Department of Labor	1,143,916	785,089	53,380	305,448
TOTAL	1,942,509	1,428,503	53,380	460,627
TOURISM & CULTURE				
Guam Visitors Bureau	138,971	93,817		45,154 /S
Guam Council on the Arts and Humanities				
Department of Chamorro Affairs	2,196,747	1,326,783	70,138	799,826 /S
TOTAL	2,335,718	1,420,600	70,138	844,980
HOUSING & ECONOMIC DEVELOPMENT				
DOA Administration Housing				
TOTAL				

Note 1. Data contained herein are subject to change as additional reconciliations are performed and obtained that substantiates the correct presentation of the underlying revenue and expenditure transactions.

**Government of Guam
Consolidated Revenue/Expenditure Report
General Fund
As of July 31, 2012**

	EXPENDITURES & ENCUMBRANCES	EXPENDITURES	ENCUMBRANCES	FUNDS AVAILABLE
TRANSPORTATION				
TOTAL		2,715,569	31,017	923,753
RECREATION		1,760,799		
Department of Parks & Recreation		1,760,799		
TOTAL		2,715,569	31,017	923,753
JUDICIAL/LEGISLATIVE/OTHERS				
Mayor's Council of Guam		7,023,937		1,749,496
Mayor's Council- Public Safety & Social Education		416,860	76,510	95,638
Mayor's Council- Grounds Maintenance for Schools		447,363	122,403	111,966
Guam Legislature		7,348,519		1,224,753
Guam Legislature- Office of Finance and Budget		378,737		63,123
Unified Judiciary		22,017,908		3,748,985
Judiciary - Court Appt. Fees		1,726,433		
Judiciary - Adult and Juvenile Drug Courts		651,277		68,817
Public Defender Services Corp		3,736,466		515,487
Office of Public Accountability		1,260,507		391,801
TOTAL		44,926,837	198,913	7,970,666
MISCELLANEOUS APPROPRIATIONS				
Retirees (Health/Dental/Life Insurance)		11,438,342		1,805,203
Retirees (Medicare Premiums)		987,000		18,050
Retirees (Judges Annuities)		466,429		84,389
Retirees (Gov./Lt. Gov. Pensions)		232,515		38,675
DOA - Medical Dental Life		2,233,575		(1,820,839)
DOA - Utility Account - Power		2,698,925		25,366
DOA - Utility Account - Water		562,011	12	
DOA - Utility Account - DOE Promissory Note		2,400,000	200,000	
DOA - COLA		6,770,500		(478,408) /4
DOA - Vacancy Pool		404,770		404,770
DOA - Supplemental Annuity Benefits Special Fund		11,696,303		2,626,303

Note 1. Data contained herein are subject to change as additional reconciliations are performed and obtained that substantiates the correct presentation of the underlying revenue and expenditure transactions.

**Government of Guam
Consolidated Revenue/Expenditure Report
General Fund
As of July 31, 2012**

<u>EXPENDITURES & ENCUMBRANCES</u>	<u>APPROPRIATIONS</u> ¹	<u>EXPENDITURES</u> ²	<u>ENCUMBRANCES</u>	<u>FUNDS AVAILABLE</u> ³
Revenue Taxation- Emergency Tax Refunds				
Mayor's Council - Talofofo Indoor Gym				
GMHA Pharmaceutical Fund				
TOTAL	39,890,370	36,966,948	200,013	2,703,509
CONTINUING APPROPRIATIONS				
Limited Obligation (Section 30), Bond, Series 2001A	9,819,031	6,600	-	9,819,031
GDOE Series 2010A JFK Project	4,348,483	3,956,979	-	391,454
2008 Short Term Financing (GF/Section 30)	3,470,840	3,151,660	-	319,180
General Obligation Bonds, 2007 A	7,874,700	-	-	7,874,700
General Obligation Bonds, 2009 Series A	31,436,781	21,436,781	-	-
2002 Short Term Financing	1,281,818	-	-	1,281,818
TOTAL	48,231,753	35,652,020	-	19,686,183
GRAND TOTAL	561,151,852	430,948,167	6,732,680	123,478,845

Footnotes:

- ¹ Pursuant to PL 31-75/PL 31-77 General Fund Appropriations (does not include GWA reimb and Sec. 2718 appropriations)
- ² Actual Cumulative preliminary numbers provided by DQA to include X, G, Z accounts, system run date as of 7/13/12
- ³ GMHA Pharmaceutical Fund is a pre-2008 amount per Public Law 31-77
- ⁴ Pending DQA reconciliation and booking of the collected Autonomous Agencies ODA reimbursements.
- ⁵ Departments have been consolidated with the Department of Champagne Affairs.
- ⁶ DQA expenditures inclusive of bank charges totaling \$840K not appropriated.