



BUREAU OF BUDGET & MANAGEMENT RESEARCH

OFFICE OF THE GOVERNOR

Post Office Box 2950, Hagåtña Guam 96932

EDDIE BAZA CALVO
GOVERNOR

JOSE S. CALVO
ACTING DIRECTOR

RAY TENORIO
LIEUTENANT GOVERNOR

LESTER L. CARLSON, JR
DEPUTY DIRECTOR

FEB 20 2015

The Honorable Judith Won Pat
Speaker
I Mina'trentai Tres Na Liheslaturan Guåhan
Thirty-Third Guam Legislature
155 Hesler Place
Hagåtña, Guam 96910

Dear Speaker Won Pat:

Enclosed is the Consolidated Revenue/Expenditure Report for the period ending January 31, 2015. There are several statutes requiring monthly reports of revenues in addition to a report requiring both revenue and expenditure comparisons. In an effort to mitigate misunderstanding of the different amounts being reported, it was necessary to submit a "consolidated" report which contains all the comparative information pursuant to each of the statutory reporting requirements. In this format, it is evident that there are varying numbers due to the different "basis of comparison". It should be noted that the amounts reflected in this report are subject to internal audit and analysis and therefore are subject to change, which is the nature of these interim reports. However, it is submitted to meet compliance with each reporting mandate. It is important to note that the Department of Administration, Department of Revenue and Taxation and the Bureau of Budget and Management Research are continuing their efforts to improve the format, content and usefulness of this report.

Should you have any questions, please do not hesitate to call me.

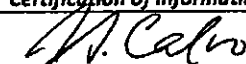

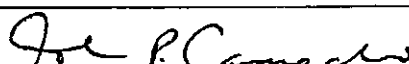
Sincerely,


JOSE S. CALVO

Enclosures

Office of the Speaker
Judith T. Won Pat, Ed.D

Date: 02-20-15
Time: 4:08 PM
Received By: [Signature]

Certification of information contained in Enclosures subject to Note 1.
 Jose S. Calvo, Acting Director, Bureau of Budget and Management Research
 Anthony C. Blaz, Acting Director, Department of Administration
 John P. Camacho, Director, Department of Revenue and Taxation

Government of Guam
Consolidated Revenue / Expenditure Report ^{1/}
General Fund

Combined Comparative Statement of Revenues MONTHLY ACTUAL Collection Comparison FY2015 and FY2014 For the Month Ending January				Combined Comparative Statement of Revenues YTD ACTUAL Collection Comparison FY2015 and FY2014 Four months ending January 2015			
2015		2014		Fiscal Year 2015		Fiscal Year 2014	
January	January	January	Increase (Decrease)				Increase (Decrease)
\$	\$	\$	\$	\$	\$	\$	\$
Income Taxes:							
Individual	8,060,064	4,796,101	3,263,962	25,811,801	20,273,962	5,537,839	
Corporation	9,183,615	16,824,431	(7,640,816)	35,933,624	39,832,931	(3,879,307)	
Withholding	17,259,327	22,319,581	(5,060,253)	77,640,835	75,779,181	1,861,654	
Income Taxes	34,503,006	43,940,113	(9,437,107)	139,406,260	135,886,073	3,520,187	
Business privilege taxes:							
Gross Receipts Taxes	19,256,309	21,416,069	(2,159,760)	74,078,704	79,630,710	(5,552,006)	
Other Taxes:							
Use Tax	193,419	253,690	(60,270)	726,899	973,694	(246,794)	
Business Privilege Taxes	19,449,728	21,669,759	(2,220,030)	74,805,604	80,604,404	(5,798,800)	
Licenses, Fees & Penalties	113,181	133,641	(20,460)	530,789	503,930	26,859	
Use of Money & Property	10,325	335,887	(325,562)	16,820	367,088	(350,268)	
Federal Sources	6,107,263	5,723,662	383,601	24,663,983	21,579,994	3,083,989	
Department Charges:							
Agriculture	284	60,709	(60,425)	1,141	61,687	(60,546)	
Police & Corrections	20	10	10	40	30	10	
Public Works	2,438	3,538	(1,100)	13,235	12,920	315	
Public Health	245	495	(250)	3,535	1,905	1,630	
Commerce	32,244	18,422	13,822	116,040	118,574	(2,534)	
Other charges	50,214	44,793	5,422	205,960	320,782	(114,823)	
Department Charges	85,445	127,966	(42,521)	339,951	515,898	(175,947)	
TOTAL GENERAL FUND REVENUES	\$ 60,268,948	\$ 71,931,027	\$ (11,662,080)	\$ 239,763,407	\$ 239,457,388	\$ 306,019	
				PROVISION FOR TAX REFUNDS			
Budget (Provision per P.L. 32-181)		9,634,377	10,058,284	\$ 34,166,328	10,058,284	\$ 24,108,044	

Footnotes:

^{1/} Revenues are based on a modified accrual basis of accounting as determined by GASB 34. During the year, revenues are recognized on a cash basis, but at year end an accrual is made in accordance with GASB 33.
^{2/} Estimates are recorded for the provision for 2014 Refunds & Section 30 is prorated for 12 months.

Note 1. Data contained herein are subject to change, as additional reconciliations are performed.

Government of Guam
Consolidated Revenue / Expenditure Reportⁿ
General Fund

MONTHLY ADOPTED REVENUE ALLOCATED vs. MONTHLY ACTUAL REVENUE
For the Month Ending January
Permanently 5 GCA, Ch 4, §109(a)(1) (Due no later than 20 days after month-end)

	FY2015 Adopted Revenue Allocated for the Month January	FY2015 Actual Collections For the Month January	Favorable (Unfavorable)
Income Taxes:			
Individual	\$ 7,534,297	\$ 8,000,064	\$ 525,767
Corporation	7,710,425	9,183,615	1,473,190
Withholding	21,802,307	17,259,327	(4,542,980)
Income Taxes	37,047,029	34,503,006	(2,544,023)
Business privilege taxes:			
Gross Receipts Taxes	20,516,676	19,256,309	(1,260,367)
Other Taxes:			
Use Tax	163,115	193,419	30,304
Business Privilege Taxes	20,679,791	19,449,728	(1,230,063)
Licenses, Fees & Penalties	119,024	113,181	(5,843)
Use of Money & Property	(14,878)	10,325	25,203
Federal Sources	5,764,257	6,107,263	343,006
Department Charges:			
Agriculture	56,704	284	(56,420)
Police & Corrections	9	20	11
Public Works	3,304	2,438	(867)
Public Health	462	245	(217)
Commerce	17,207	32,244	15,037
Other charges	41,838	50,214	8,377
Department Charges	119,524	85,445	(34,079)
TOTAL GENERAL FUND REVENUES	\$ 63,710,747	\$ 60,268,948	\$ (3,441,799)

	FY2015 Adopted Revenue Allocated for the Quarter ⁴	FY2015 Actual Collections for the Quarter	Favorable Increase (Decrease)
Income Taxes:			
Individual	\$ 22,601,089	\$ 23,183,687	\$ 582,598
Corporation	23,221,650	27,148,845	3,927,195
Withholding	65,400,668	51,641,990	(13,758,678)
Income Taxes	111,223,407	101,974,522	(9,248,885)
Business privilege taxes:			
Gross Receipts Taxes	61,550,008	58,283,927	(3,266,081)
Other Taxes:			
Use Tax	489,333	590,132	100,799
Business Privilege Taxes	62,039,341	58,874,059	(3,165,282)
Licenses, Fees & Penalties	355,024	339,561	(15,463)
Use of Money & Property	(44,878)	30,937	75,815
Federal Sources	17,164,257	18,107,263	943,006
Department Charges:			
Agriculture	170,012	85,420	(84,592)
Police & Corrections	27	60	33
Public Works	1,008	738	(270)
Public Health	1,416	717	(699)
Commerce	51,207	96,744	45,537
Other charges	129,838	150,214	20,377
Department Charges	183,466	233,892	50,426
TOTAL GENERAL FUND REVENUES	\$ 191,712,747	\$ 183,268,948	\$ (8,443,799)

ⁿ Revenues are based on a modified accrual basis of accounting as determined by GASA 14. During the year, revenues are recognized on a cash basis, but at year end an accrual is made in accordance with GASA 13.
¹ This information will be updated in the quarter ending
⁴ Based on Adopted Revenues allocated per P.L. 32-111 (Chapter 1, section 4(c))

Note: 1. Data contained herein are subject to change, as internal reconciliation are performed.

Government of Guam
Consolidated Revenue/Expenditure Report¹
General Fund

YTD ADOPTED Revenue Allocated vs. YTD ACTUAL Collection					FY2015 ADOPTED Revenue vs. PROJECTED Revenue to Year End				
Four Months Ending January 2015					Permitted to 26 C.A. Ch. 13 §13196(N)(1) (due not later than 28 days after month-end); SGCA, Ch. 4				
Permitted to 5 C.A. Ch. 4, §4109(GD) (Due 28 days after month-end)					§4109(G)(3) (does not later than 28 days after month-end); and P.L. 32-233, Ch. XII §7 (does not later than 28 days after month-end)				
FY2015 Adopted Revenue for the Cumulative Period ²	FY2015 Actual Revenue for the Cumulative Period	Favorable (Unfavorable)			FY2015 Adopted Revenue (Full Year Projection) ³	FY2015 Revenue Tracking	Favorable Increase (Decrease)		
\$	\$	\$			\$	\$	\$		
Income Taxes:									
Individual	19,259,890	25,811,801	6,551,911		84,533,992	101,786,643	13,247,661		
Corporation	34,268,938	35,933,624	1,664,686		126,337,880	131,370,443	4,832,563		
Withholding	77,850,810	77,640,835	(209,975)		239,137,272	239,138,662	1,390		
Income Taxes	131,379,638	139,406,260	8,026,622		454,214,134	472,295,748	18,081,614		
Business privilege taxes:									
Gross Receipts Taxes	79,563,696	74,078,704	(5,484,992)		247,298,658	228,804,989	(18,493,669)		
Other Taxes:									
Use Tax	696,863	726,899	30,036		1,991,111	2,042,231	51,120		
Business Privilege Taxes	80,262,559	74,805,604	(5,456,955)		249,289,769	230,347,228	(18,442,549)		
Licenses, Fees & Penalties	541,904	530,789	(11,115)		4,998,978	4,921,482	(77,496)		
Use of Money & Property	57,910	16,810	(41,100)		347,371	99,543	(247,828)		
Federal Sources	22,598,058	24,643,983	2,045,925		68,006,763	73,300,052	5,293,291		
Department Charges:									
Agriculture	57,730	1,141	(46,589)						
Police & Corrections	24	40	16						
Public Works	11,830	13,235	1,405						
Public Health	1,789	3,535	1,746						
Commerce	131,062	116,040	(15,022)						
Other charges	291,388	205,640	(85,748)						
Department Charges	493,823	339,951	(153,872)		2,202,259	1,302,185	(900,074)		
TOTAL GENERAL FUND REVENUES	\$ 255,533,892	\$ 239,763,407	\$ 4,729,515	1.85%	\$ 779,059,272	\$ 782,769,250	\$ 3,709,978	0.48%	

Footnotes:

¹ Revenues are based on a modified accrual basis of accounting as determined by USB 14. During the year, revenues are recognized on a cash basis, but at year end an accrual is made in accordance with USB 13.

² Based on Adopted Revenues allocated per P.L. 32-181, Chapter 1, section 4(c).

³ Based on Adopted Revenues allocated per P.L. 32-181, Chapter 1, section 4(c).

Note 1 Data contained herein are subject to change, as additional reconciliations are performed.

Government of Guam
Consolidated Revenue/Expenditure Report
General Fund
As of January 31, 2015

(Pursuant to §4109 (c) (3) of Title 5 GCA)
General Fund

<u>EXPENDITURES & ENCUMBRANCES</u>	<u>APPROPRIATIONS ¹</u>	<u>EXPENDITURES ²</u>	<u>ENCUMBRANCES</u>	<u>FUNDS AVAILABLE</u>
GENERAL GOVERNMENT				
Office of I Magalahen Guahan	5,888,184	2,267,547	998,054	2,622,583
Office of I Segundu Na Magalahen Guahan	929,216	392,386	4,576	532,253
Bureau of Budget & Management Research	1,113,509	353,409	-	760,100
Civil Service Commission	887,437	264,313	41,982	581,142
Department of Administration (DOA)	6,204,798	2,315,169	522,703	3,366,926
DOA - Support of Child in Custody - 19 GCA §5116	675,386	-	-	675,386
DOA - Residential Treatment Fund	1,600,000	358,126	-	1,241,874
DOA - Government Claims Fund	250,000	53,181	-	196,819
DOA - Government Annual Single Audit	377,000	-	-	377,000
DOA - Office of Technology	2,972,707	406,106	757,044	1,809,557
Public Works (DPW)	6,970,334	2,161,907	313,501	4,494,927
DPW - Demolition of Taga'chang Beach Park Pavilion	25,000	-	-	25,000
Department of Revenue & Taxation	9,052,847	2,792,309	332,196	5,928,342
Department of Land Management	334,012	270,697	-	63,316
Guam Ancestral Lands Commission	116,182	27,358	-	88,824
Chamorro Land Trust Commission	-	-	-	-
Office of Veterans Affairs	619,379	149,665	61,684	408,030
TOTAL	38,015,991	11,812,174	3,031,740	23,172,077
PROTECTION OF LIFE & PROPERTY				
Department of Corrections (DOC)	21,082,773	6,668,683	2,187,229	12,226,861
DOC - Cost of Care & Custody of Prisoners in Federal Facilities	701,000	80,955	-	620,045
DOC - Cost Sharing- CJ Information System Integration Project	-	-	-	-
Department of Youth Affairs (DYA)	5,729,066	1,673,275	285,935	3,769,856
DYA - Runaway, Homeless or Victims of Abuse	321,556	65,703	207,620	48,233
Guam Fire Department	32,842,022	11,121,173	529,274	21,191,576
Guam Police Department (GPD)	32,909,535	10,226,776	546,513	22,136,245
GPD - Cost Sharing- CJ Information System Integration Project	-	-	-	-
Chief Medical Examiner	419,196	118,077	84	301,035
Guam Environmental Protection Agency	-	-	-	-
Guam Energy Office	100,000	-	-	100,000
Customs and Quarantine	-	-	-	-
Office of Civil Defense	-	-	-	-
TOTAL	94,105,148	29,954,642	3,756,655	60,393,851

Government of Guam
Consolidated Revenue/Expenditure Report
General Fund
As of January 31, 2015

<u>EXPENDITURES & ENCUMBRANCES</u>	<u>APPROPRIATIONS ⁿ</u>	<u>EXPENDITURES ⁿ</u>	<u>ENCUMBRANCES</u>	<u>FUNDS AVAILABLE</u>
PUBLIC HEALTH				
Department of Public Health & Social Services (DPHSS)				
DPHSS - MIP/MIPPR Program	10,528,946	1,695,698	1,567,283	7,265,965
DPHSS - Medicaid Program	16,263,933	2,684,182	-	13,579,751
DPHSS - Children's Health Insurance Program	13,843,236	10,591,850	-	3,251,386
DPHSS - Division of Senior Citizens Programs	2,347,581	1,687,277	-	660,304
DPHSS - Foster Care Program	9,447,266	2,129,771	5,517,544	1,799,951
DPHSS - Public Assistance Program	2,662,409	514,410	332,628	1,815,370
DPHSS - Enhanced Allotment Plan	2,726,092	1,491,667	-	1,234,425
DPHSS - Office of Minority Health	706,458	411,704	-	294,754
DPHSS - Preschool Program for 4-Year Old Children	120,619	31,396	1,693	87,530
GBHWC - Detoxication, Rehabilitation, and Prevention Services	75,000	-	-	75,000
Guam Memorial Hospital Authority (GMHA)	16,023,647	3,684,281	3,618,274	8,721,092
GMHA - Competitive Wage Act of 2014 Retroactive Payment	1,200,000	218,089	981,911	-
	6,335,160	5,111,720	-	1,223,440
	1,532,631	1,532,631	-	-
TOTAL	83,812,978	31,784,675	12,019,333	40,008,970
PUBLIC EDUCATION				
Department of Education Operations (DOE)				
DOE - Chamoru Studies Division	197,043,046	46,822,477	-	150,220,569
DOE - Y Kuentan Salappe Prinsipat	401,207	118,065	-	283,142
DOE - Textbooks	1,081,000	-	-	1,081,000
University of Guam Operations (UOG)	1,500,000	-	-	1,500,000
UOG - Scholarships (SSFAP)	29,692,924	7,881,714	-	21,811,210
UOG - Aquaculture Development and Training Center	3,599,358	749,867	-	2,849,491
UOG - WERI (Guam Hydrologic Survey)	125,254	31,313	-	93,941
UOG - WERI (Water Resource Monitoring)	182,694	45,674	-	137,021
UOG - Northern & Southern Soil & Water Conservation District Programs	155,626	38,906	-	116,720
UOG - KPRG Operations	149,384	37,346	-	112,038
UOG - Competitive Wage Act of 2014 Salary Adjustment	89,467	22,367	-	67,100
GCC - Licensed Practical Nursing & Vocational Guidance Programs	186,957	-	-	186,957
GCC - Apprenticeship Program	16,376,571	3,411,786	-	12,964,785
GCC - Competitive Wage Act of 2014 Salary Adjustment	782,570	195,643	-	586,927
Guam Commission for Educator Certification	1,132,850	283,213	-	849,637
	210,511	-	-	210,511
	258,041	79,401	9,918	168,722
TOTAL	252,967,460	59,717,771	9,918	193,239,772

Government of Guam
Consolidated Revenue/Expenditure Report
General Fund
As of January 31, 2015

<u>EXPENDITURES & ENCUMBRANCES</u>	<u>APPROPRIATIONS ¹</u>	<u>EXPENDITURES ²</u>	<u>ENCUMBRANCES</u>	<u>FUNDS AVAILABLE</u>
COMMUNITY SERVICES				
Dept. of Integ. Services for Indiv. With Disabilities (DISID)	1,245,705	130,637	23,148	1,091,920
TOTAL	1,245,705	130,637	23,148	1,091,920
RECREATION				
Department of Parks & Recreation	3,282,008	915,534	208,202	2,158,272
TOTAL	3,282,008	915,534	208,202	2,158,272
INDIVIDUAL & COLLECTIVE RIGHTS				
Commission on Decolonization	916,575	109,836	365	206,374
Department of Chamorro Affairs (DCA)	968,140	246,712	87,469	633,959
DCA - Guam Public Library	1,221,589	326,567	169,318	725,704
DCA - Guam Educational Telecommunications Corp. (PBS Guam)	611,826	191,531	7,316	412,979
Guam Council on the Arts and Humanities	316,660	108,840	-	207,820
Department of Labor (DOL)	1,151,127	450,149	22,765	678,213
DOL - Worker's Compensation Fund	798,593	62,900	-	735,693
DOL - Guam Registered Apprentice Program	113,520	25,164	-	88,356
Military Affairs	865,650	157,523	575	707,552
Guam Election Commission	1,382,972	560,734	143,203	679,034
TOTAL	7,746,652	2,239,957	431,011	5,075,684
ECONOMIC DEVELOPMENT				
Bureau of Statistics & Plans	1,204,502	359,873	12,949	831,680
Department of Agriculture - DOAG	2,904,357	872,087	120,463	1,911,807
DOAG - Animal Shelter (GAIN)	94,955	-	-	94,955
DOAG - Competitive Limited Term of Eight (8) Forestry Aide Positions	425,000	40,686	-	384,314
Guam Visitors Bureau	-	-	-	-
TOTAL	4,628,814	1,272,647	133,412	3,222,755

Government of Guam
Consolidated Revenue/Expenditure Report
General Fund
As of January 31, 2015

<u>EXPENDITURES & ENCUMBRANCES</u>	<u>APPROPRIATIONS ¹</u>	<u>EXPENDITURES ²</u>	<u>ENCUMBRANCES</u>	<u>FUNDS AVAILABLE</u>
JUDICIAL/LEGISLATIVE/OTHERS				
Unified Judiciary Operations	31,311,437	10,549,404	-	20,762,033
Judiciary - Court Appointed Fees	-	-	-	-
Judiciary - Adult and Juvenile Drug Courts	-	-	-	-
Judiciary - Family Visitation Center	-	-	-	-
Judiciary - Competitive Wage Act of 2014 Salary Adjustment	392,015	392,015	-	-
Guam Legislature	7,770,564	2,590,188	-	5,180,376
Guam Legislature - Office of Finance and Budget	340,863	113,621	-	227,242
Office of the Attorney General (OAG)	14,574,603	3,843,219	700,069	10,031,315
OAG - Prosecution Division Vacancies	317,665	20,634	-	297,031
OAG - Victims Witness Ayuda Services Program	75,466	21,077	-	54,389
OAG - Cost Sharing - CJ Information System Integration Project	-	-	-	-
Public Defender Services Corporation (PDS)	4,723,517	1,523,522	-	3,199,996
PDS - Law Enforcement Retroactive Payment	-	-	-	-
PDS - Competitive Wage Act of 2014 Salary Adjustment	163,805	163,805	-	-
Mayor's Council of Guam (MCOG)	5,962,533	2,705,682	-	3,256,851
MCOG - Grounds Maintenance for Schools	419,093	-	-	419,093
MCOG - Public Safety & Social Education	416,860	20,495	68,851	327,514
Office of Public Accountability	1,362,493	366,277	-	996,216
TOTAL JUDICIAL/LEGISLATIVE/OTHERS	67,830,914	22,309,939	768,920	44,752,055
MISCELLANEOUS APPROPRIATIONS				
Government of Guam Retirement Fund (GGRF) - Medicare Premiums	1,925,000	641,664	-	1,283,336
GGRF - Governor/Lieutenant Governor Pensions	251,000	83,664	-	167,336
GGRF - Judges Annuities	358,000	119,332	-	238,668
GGRF - Health/Dental/Life Insurance	14,287,310	10,115,682	-	4,171,628
DOA - Supplemental Annuity Benefits Special Fund	9,460,000	2,776,303	-	6,683,697
DOA - Cost of Living Allowance	12,977,334	13,164,000	-	(186,666)
DOA - Competitive Wage Act of 2014 Salary Adjustment - Executive Depts.	2,307,764	1,000,000	-	1,307,764
DOA - Law Enforcement Retroactive Payment	8,650,000	-	-	8,650,000 3/
Judiciary - Law Enforcement Retroactive Payment	1,350,000	1,350,000	-	- 3/
Legislature - Capital District Fund	330,965	82,741	-	248,224
Executive Branch Department/Agency Vacancies Cost Pool	2,772,070	-	-	2,772,070
Public Safety Vacancy Cost Pool	4,757,995	-	-	4,757,995
GMHA Pharmaceutical Fund	-	-	-	-
TOTAL	59,427,438	29,333,386	-	30,094,052

Government of Guam
Consolidated Revenue/Expenditure Report
General Fund
As of January 31, 2015

<u>EXPENDITURES & ENCUMBRANCES</u>	<u>APPROPRIATIONS ^{/1}</u>	<u>EXPENDITURES ^{/2}</u>	<u>ENCUMBRANCES</u>	<u>FUNDS AVAILABLE</u>
CONTINUING APPROPRIATIONS				
GDOE Series 2010A JFK Project	5,131,013	5,617,961	-	(486,948)
General Obligation Bonds, Series 2009 A	21,174,012	12,779,050	-	8,394,962
Limited Obligation Bonds (Section 30)	3,691,564	-	-	3,691,564
BPT Tax Bonds, Series 2011A	11,948,013	-	-	11,948,013
BPT Tax Bonds, Series 2012B	5,246,047	-	-	5,246,047
BPT Tax Bonds, Series 2013C	2,791,054	2,791,052	-	2
TOTAL	49,981,703	21,188,063	-	28,793,640
GRAND TOTAL	663,044,911	210,659,424	20,382,339	432,003,048

Footnotes:

- /1 Pursuant to P.L. 32-181 and other GF appropriations noted per DOA.
/2 Actual Cumulative preliminary numbers provided by DOA to exclude X & Z accounts
/3 Appropriated from Section 30 Funds per P.L. 32-181