



BUREAU OF BUDGET & MANAGEMENT RESEARCH

OFFICE OF THE GOVERNOR
Post Office Box 2950, Hagåtña Guam 96932

EDDIE BAZA CALVO
GOVERNOR

RAY TENORIO
LIEUTENANT GOVERNOR

JOHN A. RIOS
DIRECTOR

Office of the Speaker
Judith T. Won Pat, Ed. D.

Date 4/19/13
Time 4:15 PM
Received by [Signature]

The Honorable Judith Won Pat
Speaker
I Mina'trentai Dos Na Liheslaturan Guåhan
Thirty-Second Guam Legislature
155 Hesler Place
Hagåtña, Guam 96910


April 19, 2013




Dear Speaker Won Pat:

Enclosed is the Consolidated Revenue/Expenditure Report for the period ending March 31, 2013. There are several statutes requiring monthly reports of revenues in addition to a report requiring both revenue and expenditure comparisons. In an effort to mitigate misunderstanding of the different amounts being reported, it was necessary to submit a "consolidated" report which contains all the comparative information pursuant to each of the statutory reporting requirements. In this format, it is evident that there are varying numbers due to the different "basis of comparison". It should be noted that the amounts reflected in this report are subject to internal audit and analysis and therefore are subject to change, which is the nature of these interim reports. However, it is submitted to meet compliance with each reporting mandate. It is important to note that the Department of Administration, Department of Revenue and Taxation and the Bureau of Budget and Management Research are continuing their efforts to improve the format, content and usefulness of this report.

Should you have any questions, please do not hesitate to call me.

Sincerely,


JOHN A. RIOS
Enclosures

Certification of information contained in Enclosures subject to Note 1.
 John A. Rios, Director, Bureau of Budget and Management Research
 Benita A. Manglona, Director, Department of Administration
 John P. Camacho, Director, Department of Revenue and Taxation

Government Of Guam
Consolidated Revenue / Expenditure Report^{1/}
General Fund

	Combined Comparative Statement of Revenues MONTHLY ACTUAL Collection Comparison FY2013 and FY2012 For the Month Ending March 31.			Combined Comparative Statement of Revenues YTD ACTUAL Collection Comparison FY2013 and FY2012 Six Months Ending March 31.		
	March, 2013	March, 2012	Increase (Decrease)	Fiscal Year 2013	Fiscal Year 2012	Increase (Decrease)
Income taxes:						
Individual	\$ 4,010,582	\$ 3,395,497	\$ 615,085	\$ 23,678,800	\$ 44,042,813	\$ (20,364,013)
Corporation	20,334,027	15,807,323	4,526,704	47,431,811	42,713,728	4,718,083
Withholding	17,857,700	16,636,259	1,221,441	105,672,186	99,567,608	6,104,578
Withholding - COLA	0	0	0	2,000	596,874	(594,874)
Interest & penalties	145,133	145,929	(796)	1,810,233	1,411,089	399,144
Income Taxes	42,347,442	35,985,009	6,362,434	178,595,030	188,332,112	(9,737,082)
Business privilege taxes:						
Gross Receipts Taxes	19,366,500	17,928,737	1,437,763	114,552,277	108,223,715	6,328,562
Other Taxes:						
Admissions tax	0	100	(100)	750	319	431
Use tax	191,358	220,857	(29,499)	1,147,420	1,405,400	(257,980)
Business Privilege Taxes	19,557,858	18,149,694	1,408,164	115,700,447	109,629,433	6,071,014
Licenses, Fees & Permits	83,392	72,302	11,090	670,931	765,060	(94,129)
Use of Money & Property	5,028	12,580	(7,552)	63,370	2,739,236	(2,675,866)
Federal Sources^{2/}	4,838,546	4,605,622	232,924	29,117,011	27,776,590	1,340,421
Department Charges:						
Agriculture	512	706	(194)	2,404	2,876	(472)
Police & corrections	0	0	0	20	10	10
Public works	1,125	2,033	(908)	14,723	12,500	2,223
Public health	760	49,660	(48,900)	51,150	132,305	(81,155)
Commerce	204	10,432	(10,228)	138,773	146,379	(7,606)
Other charges	52,918	826,837	(773,919)	362,162	193,190	168,971
Department Charges	55,519	889,668	(834,149)	569,231	487,260	81,971
TOTAL GENERAL FUND REVENUES	\$ 66,887,786	\$ 59,714,875	\$ 7,172,911	\$ 324,716,020	\$ 329,729,691	\$ (5,013,671)
Budget (Provision per P.L. 31-233^{2/})	\$ 8,884,519	\$ 9,328,271	\$ (443,752)	\$ 46,571,436	\$ 48,898,709	\$ (2,327,273)
DRT Estimated (Subject to change and to be recorded on DOA books)	\$ 9,324,000	\$ 9,328,271	\$ (4,271)	\$ 48,898,500	\$ 48,898,709	\$ (209)
PROVISION FOR TAX REFUNDS						

^{1/} Revenues are based on a modified accrual basis of accounting as determined in GASB 34. During the year revenues are recognized on a cash basis, but at year-end an accrual is made in accordance with GASB 31.
^{2/} Estimates are provided for the provision for 2011 Refunds & Section 10 is provided for 11 months.

Note 1: Data contained herein are subject to change, as additional reconciliations are performed and obtained that substantiate the correct presentation of the underlying revenue transactions.

**Government Of Guam
Consolidated Revenue / Expenditure Report^{1/}
General Fund**

	MONTHLY ADOPTED Revenue Allocated vs. MONTHLY ACTUAL Revenue For the Month Ended March 31, 2013. Pursuant to 5 G.C.A., Ch. 4, §4109(e)(3) [due no later than 20 days after month-end]			QUARTERLY ADOPTED Revenue Allocated vs. QUARTERLY ACTUAL Revenue For the 2nd Quarter of the Fiscal Year Pursuant to 5 G.C.A., Ch. 4, §4109(f) [due 30 days after the close of each quarter] ^{3/}		
	FY2013 Adopted Revenues Allocated for the Month ^{4/}	FY2013 Actual Collections for the Month	Favorable (Unfavorable)	FY2013 Adopted Revenues Allocated for the Quarter ^{4/}	FY2013 Actual Collections for the Quarter	Favorable (Unfavorable)
Income taxes						
Individual	\$ 4,000,959	\$ 4,010,582	\$ 9,623	\$ 20,169,892	\$ 13,531,886	\$ (6,638,006)
Corporation	15,663,896	20,334,027	4,670,131	23,642,830	26,758,198	3,115,368
Withholding	17,667,661	17,857,700	190,039	52,320,715	53,443,058	1,122,343
Withholding - COLA	0	0	0	-	-	-
Interest & penalties	0	145,133	145,133	-	998,196	998,196
Income Taxes	37,332,516	42,347,442	5,014,926	96,133,436	94,731,338	(1,402,099)
Business privilege taxes						
Business privilege taxes	21,036,252	19,366,500	(1,669,752)	58,643,158	58,153,800	(489,357)
Gross Receipts Taxes	0	0	0	-	-	-
Other Taxes	357,316	191,358	(165,958)	888,588	471,849	(416,740)
Admissions tax	0	0	0	-	-	-
Use tax	21,393,568	19,557,858	(1,835,710)	59,531,746	58,625,649	(906,097)
Business Privilege Taxes	22,393,568	19,557,858	(2,835,710)	59,531,746	58,625,649	(906,097)
Licenses, Fees & Permits	104,299	83,392	(20,906)	300,027	286,624	(13,403)
Use of Money & Property	38,237	5,028	(33,209)	(8,495)	24,110	32,605
Federal Sources^{2/}	4,431,890	4,838,546	406,657	13,426,534	14,527,579	1,101,045
Department Charges						
Agriculture	252	512	260	744	1,497	753
Police & corrections	25	0	(25)	84	10	(74)
Public works	56,439	1,125	(55,314)	91,009	7,275	(83,734)
Public health	19,866	760	(19,106)	49,414	16,873	(32,541)
Commerce	20,623	204	(20,419)	71,310	61,492	(9,818)
Other charges	53,805	52,918	(887)	178,869	177,404	(1,465)
Department Charges	151,009	55,519	(95,491)	391,429	264,551	(126,878)
TOTAL GENERAL FUND REVENUES	\$ 63,451,519	\$ 66,887,786	\$ 3,436,267	\$ 169,774,677	\$ 168,459,851	\$ (1,314,826)

Estimates.

1. Revenues are based on a modified accrual basis of accounting as determined in GASB 14. During the year, revenues are recognized on a cash basis, but a year-end accrual is made in accordance with GASB 14.

2. This information will be updated in the quarter ending 6/30/2013.

3. Based on Adopted Revenues allocated per P.L. 31-233, Chapter 1, Section 20.

Note: Data contained herein are subject to change, as additional reconciliations are performed and obtained that substantiates the correct presentation of the underlying revenue transactions.

Government Of Guam
Consolidated Revenue / Expenditure Report ^{1/}
General Fund

	YTD ADOPTED Revenues Allocated vs. YTD ACTUAL Collections Ending Six Months Ending March 31, 2013. Pursuant to SGCA Ch. 4 §4109(c)(3) (due 20 days after month-end)		FY2013 Adopted Revenues vs PROJECTED Revenues to Year End Pursuant to 2GCA, Ch. 13, §13109(e)(1) (due no later than 30 days after month-end); SGCA, Ch. 4, §4109(e)(3) (due no later than 20 days after month-end); and P.L. 31-233, Ch. XIII, §7 (due no later than 30 days after month-end)		
	FY2013 Adopted Revenues for the Cumulative Period ^{5/}	FY2013 Actual Revenues for the Cumulative Period	FY2013 Adopted Revenues (Full Year Projection) ^{6/}	FY2013 Revenue Tracking	Favorable (Unfavorable)
Income taxes:					
Individual	\$ 29,942,024	\$ 23,678,800	\$ 73,469,937	\$ 76,251,448	\$ 2,781,511
Corporation	48,588,377	47,431,811	115,700,007	102,443,360	(13,256,647)
Withholding	99,298,234	105,672,186	204,643,469	216,239,243	11,595,774
Withholding - COLA	0	2,000	0	0	0
Interest & penalties	0	1,810,233	0	0	0
Income Taxes	177,828,635	178,595,030	393,813,413	394,934,051	1,120,638
Business privilege taxes					
Gross Receipts Taxes	113,608,572	114,552,277	228,751,346	230,716,633	1,965,287
Other Taxes	0	750	3,847,425	2,311,559	(1,535,866)
Use tax	1,881,703	1,147,420	232,598,771	233,028,192	429,421
Business Privilege Taxes	115,490,275	115,700,447	232,598,771	233,028,192	429,421
Licenses, Fees & Permits	760,421	670,931	5,070,909	4,845,370	(225,539)
Use of Money & Property	241,754	63,370	808,896	573,889	235,007
Federal Sources ^{2/}	26,709,674	29,117,011	53,451,519	58,291,070	4,839,551
Department Charges					
Agriculture	1,602	2,404	1,861,714	1,470,962	(390,752)
Police & corrections	217	20			
Public works	152,586	14,723			
Public health	90,137	51,150			
Commerce	125,216	138,773			
Other charges	370,365	362,162			
Department Charges	740,124	569,231	1,861,714	1,470,962	390,752
TOTAL GENERAL FUND REVENUES	\$ 321,770,882	\$ 324,716,020	\$ 687,605,222	\$ 693,143,534	\$ 5,538,312
					0.81%

^{1/} Estimates.

^{2/} Revenues are based on a modified accrual basis of accounting as determined in GASB 14. During the year revenues are recognized on a cash basis, but all year-end accruals are made in accordance with GASB 13.

^{5/} Based on Adopted Revenues allocated per P.L. 31-233 Chapter I, Section 21b.

^{6/} Based on Adopted Revenues P.L. 31-233 Chapter I, Section 2.

Note: Data contained herein are subject to change, as additional reconciliations are performed and obtained that substantiate the correct presentation of the underlying revenue transactions.

Government of Guam
Consolidated Revenue/Expenditure Report
General Fund
As of March 31, 2013

(Pursuant to §4109 (c) (3) of Title 5 GCA)
 General Fund

<u>EXPENDITURES & ENCUMBRANCES</u>	<u>APPROPRIATIONS ^{1/}</u>	<u>EXPENDITURES ^{2/}</u>	<u>ENCUMBRANCES</u>	<u>FUNDS AVAILABLE</u>
EXECUTIVE DIRECTION				
Office of I Maga'lahen Guahan	5,041,500	2,250,694	437,956	2,352,850
Office of I Segundu Na Maga'lahen Guahan	796,866	379,876	14,341	402,648
Commission on Decolonization	224,417	109,773	22	114,621
Ancestral Lands Commission	97,364	51,207	5,000	41,157
Department of Veterans Affairs	301,794	167,703	11,319	122,772
Dept of Veterans Affairs - Expansion of Cemetary (Local Match)	390,000	-	-	390,000
Bureau of Budget & Management Research	991,205	496,816	737	493,652
Civil Service Commission	791,321	390,324	32,281	368,716
Guam Election Commission	756,027	437,992	85,679	232,356
Bureau of Statistics & Plans	1,082,356	542,420	11,575	528,361
Public Works	9,774,206	4,240,008	488,386	5,045,811
Department of Land Management	380,082	185,702	92,851	101,529
Military Affairs	657,532	264,961	727	391,844
TOTAL	21,284,670	9,517,476	1,180,874	10,586,320
PUBLIC SAFETY				
Guam Police Department	26,040,529	12,802,022	748,160	12,490,347
Corrections	19,459,366	8,022,364	893,371	10,543,631
Corrections - PY Cost of Care & Custody of Prisoners in Fed. Fac.	651,862	173,803	-	478,059
Guam Fire Department	26,214,655	13,374,105	426,704	12,413,846
Youth Affairs	4,351,739	1,878,673	143,001	2,330,065
Youth Affairs- Runaway, Homeless or Victims of Abuse	311,086	171,949	92,474	46,663
Chief Medical Examiner	399,545	172,988	1,166	225,391
TOTAL	77,428,782	36,595,904	2,304,876	38,528,002
HOMELAND SECURITY				
Customs and Quarantine	-	-	-	-
Civil Defense	-	-	-	-
TOTAL	-	-	-	-

Government of Guam
Consolidated Revenue/Expenditure Report
General Fund
As of March 31, 2013

<u>EXPENDITURES & ENCUMBRANCES</u>	<u>APPROPRIATIONS¹¹</u>	<u>EXPENDITURES¹²</u>	<u>ENCUMBRANCES</u>	<u>FUNDS AVAILABLE</u>
HEALTH				
Dept. of Public Health & Social Services	19,905,456	8,414,374	5,616,344	5,874,738
DPHSS MIP/Medicaid Program	28,201,453	16,176,999	89,581	11,934,873
DPHSS Public Assistance Program	2,381,200	1,347,905	-	1,033,295
Mental Health and Substance Abuse	13,078,591	4,014,247	1,084,368	7,979,976
Mental Health and Substance Abuse Outsourcing Services Providing Drug & Alcohol Detoxication, Rehab & Prevention	773,655	490,261	-	283,394
Mental Health and Substance Abuse - Oasis Empowerment Center	46,104	-	-	46,104
Guam Memorial Hospital Authority	2,225,415	1,766,603	-	458,812
Dept. of Integ. Services for Indiv. With Disabilities (DISID)	1,139,468	222,897	57,051	859,520
TOTAL	67,751,342	32,433,286	6,847,345	28,470,712
EDUCATION				
Department of Education Operations	182,246,286	88,640,309	-	93,605,977
DOE Chamoru Studies Division	381,120	-	-	381,120
DOE Textbooks	2,000,000	-	-	2,000,000
University of Guam	25,688,064	12,844,032	-	12,844,032
UOG Scholarships (SSFAP)	2,423,137	1,211,568	-	1,211,569
UOG A.C. Yamashita Ed. Corps	1,176,221	588,114	-	588,107
UOG Aquaculture Development and Training Center	125,254	62,622	-	62,632
UOG WERI (Guam Hydro. Survey)	182,694	91,350	-	91,344
UOG WERI (Water Resource Monitoring)	155,626	77,814	-	77,812
UOG Northern & Southern Soil & Water Conservation District Programs	149,384	74,694	-	74,690
UOG KPRG Ops	89,467	44,730	-	44,737
UOG Guam Farmers Cooperative Assoc. of Guam	200,000	99,996	-	100,004
Guam Community College	13,301,611	5,653,187	-	7,648,424
GCC - LPN & Voc Guidance Programs	705,058	299,647	-	405,411
Guam Commission for Educator Certification	203,831	62,490	-	141,341
Guam Public Library	1,176,093	515,921	83,638	576,534
PBS Guam	596,671	237,130	6,483	353,058
TOTAL	230,800,517	110,503,603	90,121	120,206,792

Government of Guam
Consolidated Revenue/Expenditure Report
General Fund
As of March 31, 2013

<u>EXPENDITURES & ENCUMBRANCES</u>	<u>APPROPRIATIONS ¹¹</u>	<u>EXPENDITURES ¹²</u>	<u>ENCUMBRANCES</u>	<u>FUNDS AVAILABLE</u>
UTILITIES	-	-	-	-
TOTAL	-	-	-	-
FINANCE & ADMINISTRATION				
Department of Administration	7,264,866	3,362,076	1,103,044	2,799,745
Government Claims Fund	100,000	85,000	-	15,000
DOA - Government Annual Single Audit	377,000	219,000	-	158,000
Residential Treatment Fund	1,100,000	725,555	-	374,445
Child in Custody - 19 GCA §5116	649,962	277,194	57,685	315,082
TOTAL	9,491,828	4,668,825	1,160,730	3,662,273
REVENUE & TAXATION				
Department of Revenue & Taxation	9,164,180	3,851,532	172,598	5,140,050
TOTAL	9,164,180	3,851,532	172,598	5,140,050
JUSTICE				
Office of the Attorney General	10,888,363	4,444,324	631,462	5,812,577
TOTAL	10,888,363	4,444,324	631,462	5,812,577
NATURAL RESOURCES				
Department of Agriculture	2,360,458	951,983	64,936	1,343,538
Animal Shelter (GAIN)	91,863	19,521	58,563	13,779
Veterinarian and Animal Control Services (Animal Health)	162,518	123,223	-	39,295
TOTAL	2,614,839	1,094,727	123,499	1,396,613
LABOR				
Department of Labor	988,456	456,520	29,955	501,982
Worker's Compensation Fund	747,949	256,446	-	491,503
TOTAL	1,736,405	712,966	29,955	993,484

Government of Guam
Consolidated Revenue/Expenditure Report
General Fund
As of March 31, 2013

<u>EXPENDITURES & ENCUMBRANCES</u>	<u>APPROPRIATIONS ^{1/}</u>	<u>EXPENDITURES ^{2/}</u>	<u>ENCUMBRANCES</u>	<u>FUNDS AVAILABLE</u>
TOURISM & CULTURE				
Guam Visitors Bureau	-	-	-	-
Guam Council on the Arts and Humanities	287,999	108,783	-	179,216
Department of Chamorro Affairs	928,856	383,871	29,828	515,157
TOTAL	1,216,855	492,654	29,828	694,373
HOUSING & ECONOMIC DEVELOPMENT				
DOA Administration Housing	-	-	-	-
TOTAL	-	-	-	-
TRANSPORTATION				
TOTAL	-	-	-	-
RECREATION				
Department of Parks & Recreation	3,057,669	1,342,248	223,838	1,491,584
TOTAL	3,057,669	1,342,248	223,838	1,491,584
JUDICIAL/LEGISLATIVE/OTHERS				
Mayor's Council of Guam	7,510,621	4,122,056	260,631	3,127,934
Mayor's Council- Public Safety & Social Education	285,000	53,494	101,583	129,923
Mayor's Council- Grounds Maintenance for Schools	204,087	204,087	-	-
Guam Legislature	7,063,133	3,531,567	-	3,531,567
Guam Legislature- Office of Finance and Budget	359,232	179,616	-	179,616
Unified Judiciary	22,067,848	11,670,948	-	10,396,900
Judiciary - Court Appt. Fees	745,433	600,000	-	145,433
Judiciary - Adult and Juvenile Drug Courts	651,277	349,476	-	301,801
Judiciary- Mental Health Court	100,000	51,000	-	49,000
Public Defender Services Corp	3,601,222	1,898,037	-	1,703,185
Office of Public Accountability	1,235,315	546,601	-	688,714
GEDA- Guam Football (Soccer) Association	500,000	-	-	500,000
TOTAL	44,323,168	23,206,882	362,214	20,754,073

Government of Guam
Consolidated Revenue/Expenditure Report
General Fund
As of March 31, 2013

<u>EXPENDITURES & ENCUMBRANCES</u>	<u>APPROPRIATIONS ^{/1}</u>	<u>EXPENDITURES ^{/2}</u>	<u>ENCUMBRANCES</u>	<u>FUNDS AVAILABLE</u>
MISCELLANEOUS APPROPRIATIONS				
Retirement (Health/Dental/Life Insurance)	16,922,668	11,607,244	-	5,315,424
Retirement (Medicare Premiums)	1,140,965	665,580	-	475,385
Retirement (Judges Annuities)	358,000	178,998	-	179,002
Retirement (Gov./Lt. Gov. Pensions)	251,000	125,502	-	125,498
DOA- COLA	6,770,500	8,200,500	-	(1,430,000) /4
DOA- Supplemental Annuity Benefits Special Fund	11,696,303	5,890,000	-	5,806,303
General Fund Contribution to Income Tax Refund Efficient Payment Trust	14,000,501	-	-	14,000,501
GMHA Pharmaceutical Fund	-	-	-	-
TOTAL	51,139,937	26,667,824	-	24,472,113
CONTINUING APPROPRIATIONS				
Limited Obligation (Section 30) Bond, Series 2009A	3,692,212	10,188,728	-	(6,496,516) /5
GDOE Series 2010A JFK Project	5,131,938	-	-	5,131,938
General Obligation Bonds, 2009 Series A	21,532,221	12,566,944	-	8,965,277
2002 Short Term Financing (Section 30)	1,717,449	-	-	1,717,449
TOTAL	32,073,820	22,755,672	-	9,318,148
GRAND TOTAL	562,972,375	278,287,922	13,157,339	271,527,114

Footnotes:

- /1 Pursuant to PL 31-233 and appropriations noted per DOA.
- /2 Actual Cumulative preliminary numbers provided by DOA to exclude X & Z accounts, system run date as of 4/16/13
- /3 GMHA Pharmaceutical Fund is a set-aside amount per Public Law 31-233
- /4 Pending DOA reconciliation and booking of the collected Autonomous Agencies COLA reimbursement.
- /5 Reimbursements will be made to the General Fund as transfer-in from the Solid Waste Operations Fund is recorded.