



BUREAU OF BUDGET & MANAGEMENT RESEARCH

OFFICE OF THE GOVERNOR

Post Office Box 2950, Hagåtña Guam 96932

EDDIE BAZA CALVO
GOVERNOR

RAY TENORIO
LIEUTENANT GOVERNOR

JOHN A. RIOS
DIRECTOR

STEPHEN J. GUERRERO
DEPUTY DIRECTOR

The Honorable Judith Won Pat
Speaker
I Mina'Trentai Unu Na Liheslaturan Guåhan
Thirty-First Guam Legislature
155 Hesler Place
Hagåtña, Guam 96910

November 20, 2012

Office of the Speaker
Judith T. Won Pat, Ed. D.

Date 11/20/12
Time 5:13 PM
Received by HCU

Dear Speaker Won Pat:




Enclosed is the Consolidated Revenue/Expenditure Report for the period ending October 31, 2012. There are several statutes requiring monthly reports of revenues in addition to a report requiring both revenue and expenditure comparisons. In an effort to mitigate misunderstanding of the different amounts being reported, it was necessary to submit a "consolidated" report which contains all the comparative information pursuant to each of the statutory reporting requirements. In this format, it is evident that there are varying numbers due to the different "basis of comparison". It should be noted that the amounts reflected in this report are subject to internal audit and analysis and therefore are subject to change, which is the nature of these interim reports. However, it is submitted to meet compliance with each reporting mandate. It is important to note that the Department of Administration, Department of Revenue and Taxation and the Bureau of Budget and Management Research are continuing their efforts to improve the format, content and usefulness of this report.

Should you have any questions, please do not hesitate to call me.

Sincerely,


JOHN A. RIOS

Enclosures

Certification of information contained in Enclosures subject to Note 1.
 John A. Rios, Director, Bureau of Budget and Management Research
 Benita A. Manglona, Director, Department of Administration
 John P. Camacho, Director, Department of Revenue and Taxation

Government Of Guam
Consolidated Revenue / Expenditure Report⁽¹⁾
General Fund

Combined Comparative Statement of Revenues
MONTHLY ACTUAL Collection Comparison FY2013 and FY2012
For the Month Ending October 31.

Combined Comparative Statement of Revenues
YTD ACTUAL Collection Comparison FY2013 and FY2012
One Month Ending October 31.

	October, 2012	October, 2011	Increase (Decrease)	Fiscal Year 2013	Fiscal Year 2012	Increase (Decrease)
Income taxes:						
Individual Corporation	\$ 7,309,792	\$ 6,392,902	\$ 916,890	\$ 7,309,792	\$ 6,392,902	\$ 916,890
Withholding	3,500,712	3,046,799	453,914	3,500,712	3,046,799	453,914
Withholding - COLA	17,003,353	15,998,050	1,005,303	17,003,353	15,998,050	1,005,303
Interest & penalties	0	0	0	0	0	0
Income Taxes	403,218	341,494	61,724	403,218	341,494	61,724
Business privilege taxes:						
Gross Receipts Taxes	28,217,075	25,779,246	2,437,830	28,217,075	25,779,246	2,437,830
Other Taxes:						
Admissions tax	18,731,129	17,609,501	1,121,627	18,731,129	17,609,501	1,121,627
Use tax	225	94	131	225	94	131
Business Privilege Taxes	161,390	233,824	(72,434)	161,390	233,824	(72,434)
Licenses, Fees & Permits	18,892,744	17,843,419	1,049,325	18,892,744	17,843,419	1,049,325
Use of Money & Property	124,747	109,772	14,976	124,747	109,772	14,976
Federal Sources	11,252	17,447	(6,195)	11,252	17,447	(6,195)
Department Charges:	4,876,671	4,594,333	282,338	4,876,671	4,594,333	282,338
Agriculture	268	198	70	268	198	70
Police & corrections	0	10	(10)	0	10	(10)
Public works	1,635	2,175	(540)	1,635	2,175	(540)
Public health	13,068	11,740	1,328	13,068	11,740	1,328
Commerce	25,089	21,193	3,896	25,089	21,193	3,896
Other charges	84,830	55,841	28,989	84,830	55,841	28,989
Department Charges	124,890	91,157	33,733	124,890	91,157	33,733
TOTAL GENERAL FUND REVENUES	\$ 52,247,380	\$ 48,435,373	\$ 3,812,006	\$ 52,247,380	\$ 48,435,373	\$ 3,812,006
Budget (Provision per P.L. 31-233⁽²⁾)	\$ 6,635,288	\$ 6,901,398	\$ (266,110)	\$ 6,635,288	\$ 6,901,398	\$ (266,110)
DRT Estimated (Subject to change and to be recorded on DOA books)	\$ 7,035,000	\$ 6,901,398	\$ 133,602	\$ 7,035,000	\$ 6,901,398	\$ 133,602
Provision For/Tax Refunds						
TOTAL GENERAL FUND REVENUES	\$ 52,247,380	\$ 48,435,373	\$ 3,812,006	\$ 52,247,380	\$ 48,435,373	\$ 3,812,006

⁽¹⁾ Revenues are based on a modified accrual basis. During the year, revenues are recognized on a cash basis, but at year end an accrual is made in accordance with GASB 33.
⁽²⁾ Estimates are recorded for the provision for 2013 (Schedule & Section 30) is presented for 12 months.

Note 1. Data contained herein are subject to change, as additional reconciliations are performed and obtained (that substantiate the correct presentation of the underlying revenue transactions).

Government Of Guam
Consolidated Revenue / Expenditure Report^{1/}
General Fund

MONTHLY ADOPTED REVENUE ALLOCATED vs. MONTHLY ACTUAL REVENUE
For the Month Ended October 31, 2012.
Pursuant to 5 G.C.A., Ch. 4, §4109(c)(3) [due no later than 20 days after month-end]

	FY2013 Adopted Revenues Allocated for the Month ^{4/}	FY2013 Actual Collections for the Month	Favorable (Unfavorable)
Income taxes:			
Individual Corporation	\$ 6,572,476	\$ 7,309,792	\$ 737,316
Withholding	3,902,683	3,500,712	(401,971)
Withholding - COLA	13,809,291	17,003,353	3,194,063
Interest & penalties	0	0	0
	0	403,218	403,218
Income Taxes	24,284,450	28,217,075	-3,932,625
Business privilege taxes			
Gross Receipts Taxes	19,162,127	18,731,129	(430,998)
Other Taxes	0	225	225
Admissions tax	263,346	161,390	(101,956)
Use tax	19,425,473	18,892,744	(532,729)
Business Privilege Taxes	19,425,473	18,892,744	(532,729)
Licenses, Fees & Permits	131,098	124,747	(6,351)
Use of Money & Property	74,314	11,252	(63,062)
Federal Sources	4,449,167	4,876,671	427,504
Department Charges:			
Agriculture	343	268	(75)
Police & corrections	47	0	(47)
Public works	17,162	1,635	(15,527)
Public health	9,633	13,068	3,435
Commerce	12,126	25,089	12,963
Other charges	75,980	84,830	8,850
Department Charges	115,291	124,890	9,600
TOTAL GENERAL FUND REVENUES	\$ 48,479,793	\$ 52,247,380	\$ 3,767,587

Excludes:

1/ Revenues are based on a modified accrual basis of accounting as determined in GASB 34. During the year, revenues are recognized on a cash basis, but at year-end an accrual is made in accordance with GASB 33.

2/ This information will be updated in the quarter ending 12/31/2012.

4/ Based on Adopted Revenues allocated per P.L. 31-233, Chapter 4, Section 201.

Note 1. Data contained herein are subject to change, as additional reconciliations are performed and obtained that substantiates the correct presentation of the underlying revenue transactions.

QUARTERLY ADOPTED REVENUE ALLOCATED vs. QUARTERLY ACTUAL REVENUE
For the 1st Quarter of the Fiscal Year
Pursuant to 5 G.C.A., Ch. 4, §4109(f) [due 30 days after the close of each quarter] /3

FY2013 Adopted Revenues Allocated for the Quarter^{4/} FY2013 Actual Collections for the Quarter Favorable (Unfavorable)

	FY2013 Adopted Revenues Allocated for the Quarter ^{4/}	FY2013 Actual Collections for the Quarter	Favorable (Unfavorable)
Income taxes:			
Individual Corporation	\$ 19,717,428	\$ 22,129,376	\$ 2,411,948
Withholding	11,708,047	10,502,136	(1,205,911)
Withholding - COLA	41,383,816	51,006,621	9,622,805
Interest & penalties	0	0	0
	0	403,218	403,218
Income Taxes	72,810,107	84,041,351	11,231,244
Business privilege taxes			
Gross Receipts Taxes	57,486,381	55,893,387	(1,592,994)
Other Taxes	0	225	225
Admissions tax	789,816	483,954	(305,862)
Use tax	11,749,276	11,515,188	(234,088)
Business Privilege Taxes	69,925,473	67,897,754	(2,027,719)
Licenses, Fees & Permits	393,192	378,747	(14,445)
Use of Money & Property	228,658	36,502	(192,156)
Federal Sources	13,349,167	14,776,671	1,427,504
Department Charges:			
Agriculture	1,029	768	(261)
Police & corrections	141	0	(141)
Public works	51,486	4,635	(46,851)
Public health	28,998	39,668	10,670
Commerce	36,378	72,169	35,791
Other charges	228,658	259,830	31,172
Department Charges	296,580	377,070	80,490
TOTAL GENERAL FUND REVENUES	\$ 145,479,793	\$ 152,247,380	\$ 6,767,587

**Government Of Guam
Consolidated Revenue / Expenditure Report^{1/}
General Fund**

	YTD ADOPTED REVENUES ALLOCATED vs. YTD ACTUAL COLLECTIONS Ending One Month Ending October 31, 2012. Pursuant to 5GCA Ch. 4 §4109(c)(3) [due 20 days after month-end]		FY2013 ADOPTED REVENUES vs. PROJECTED REVENUES to Year End Pursuant to 2GCA, Ch. 13, §13109(e)(1) [due no later than 30 days after month-end], 5GCA, Ch. 4, §4109(c)(3) [due no later than 20 days after month-end], and P.L. 31-233, Ch. XIII, §5 [due no later than 30 days after month-end]		
	FY2013 Adopted Revenues for the Cumulative Period ^{2/}	FY2013 Actual Revenues for the Cumulative Period	FY2013 Adopted Revenues (Full Year Projections) ^{7/}	FY2013 Revenue Tracking	Favorable (Unfavorable)
Income taxes:					
Individual Corporation	\$ 6,572,476	\$ 7,309,792	\$ 73,469,937	\$ 80,580,924	\$ 7,110,987
Withholding	3,902,683	3,500,712	115,700,007	99,642,489	(16,057,518)
Withholding - COLA	13,809,291	17,003,353	204,643,469	222,623,280	17,979,811
Interest & penalties	0	0	0	0	0
Income Taxes	24,284,450	403,218	393,813,413	402,846,694	9,033,281
Business privilege taxes:					
Gross Receipts Taxes	19,162,127	18,731,129	228,751,346	225,385,077	(3,366,269)
Other Taxes:					
Admissions tax	0	225	3,847,425	2,354,347	(1,493,078)
Use tax	263,346	161,390	232,598,771	227,739,424	(4,859,347)
Business Privilege Taxes	19,425,473	18,892,744	5,070,909	5,319,479	248,570
Licenses, Fees & Permits	131,098	124,747	808,896	164,134	(644,762)
Use of Money & Property	74,314	11,252	53,451,519	58,295,498	4,843,979
Federal Sources	4,449,167	4,876,671	1,861,714	1,815,931	(45,783)
Department Charges:					
Agriculture	343	268			(75)
Police & corrections	47	0			(47)
Public works	17,162	1,635			(15,527)
Public health	9,633	13,068			3,435
Commerce	12,126	25,089			12,963
Other charges	75,980	84,830			8,850
Department Charges	115,291	124,890	1,861,714	1,815,931	(45,783)
TOTAL GENERAL FUND REVENUES	\$ 48,479,793	\$ 52,247,380	\$ 687,605,222	\$ 696,181,160	\$ 8,575,938
					1.25%

Footnotes:

- 1/ Revenues are based on a modified accrual basis. During the year, revenues are recognized on a cash basis, but at year end an accrual is made in accordance with GASB 31.
- 2/ Section 30 is provided for 12 months.
- 3/ Based on Adopted Revenues allocated per P.L. 31-233, Chapter 1, Section 2D.
- 4/ Based on Adopted Revenues P.L. 31-233, Chapter 1, Section 2.

Note 1: Data contained herein are subject to change, as additional reconciliations are performed and obtained that substantiate the correct presentation of the underlying revenue transactions.

**Government of Guam
Consolidated Revenue/Expenditure Report
General Fund**

As of October 30, 2012

(Pursuant to §4109 (c) (3) of Title 5 GCA)
General Fund

	<u>EXPENDITURES & ENCUMBRANCES</u>	<u>APPROPRIATIONS ^{1/}</u>	<u>EXPENDITURES ^{2/}</u>	<u>ENCUMBRANCES</u>	<u>FUNDS AVAILABLE</u>
EXECUTIVE DIRECTION					
Office of I Maga'lahen Guahan		5,041,500	221,515	141,697	4,678,288
Office of I Segundu Na Maga'lahen Guahan		796,866	44,092	8,574	744,200
Commission on Decolonization		224,417	13,165	-	211,252
Ancestral Lands Commission		97,364	10,079	-	87,285
Department of Veterans Affairs		301,794	17,630	-	284,165
Dept of Veterans Affairs - Expansion of Cemetary (Local Match)		390,000	-	-	390,000
Bureau of Budget & Management Research		991,205	60,452	-	930,753
Civil Service Commission		791,321	39,977	29,853	721,491
Guam Election Commission		756,027	56,140	179,680	520,207
Bureau of Statistics & Plans		1,082,356	62,251	20,958	999,147
Public Works		9,774,206	503,393	563,782	8,707,031
Department of Land Management		380,082	-	278,553	101,529
Military Affairs		657,532	8,044	441	649,047
Chamorro Land Trust Commission		-	-	-	-
TOTAL		21,284,670	1,036,738	1,223,537	19,024,395
PUBLIC SAFETY					
Guam Police Department		26,040,529	1,145,304	233,902	24,661,322
Corrections		19,459,366	682,904	827,267	17,949,195
Corrections - PY Cost of Care & Custody of Prisoners in Fed. Fac.		651,862	-	-	651,862
Guam Fire Department		26,214,655	1,451,485	281,953	24,481,217
Youth Affairs		4,351,739	167,264	189,716	3,994,758
Youth Affairs- Runaway, Homeless or Victims of Abuse		311,086	-	-	311,086
Chief Medical Examiner		399,545	20,770	-	378,775
TOTAL		77,428,782	3,467,727	1,532,838	72,428,217
HOMELAND SECURITY					
Customs and Quarantine		-	-	-	-
Civil Defense		-	-	-	-
TOTAL		-	-	-	-

Government of Guam
Consolidated Revenue/Expenditure Report
General Fund
As of October 30, 2012

	<u>EXPENDITURES & ENCUMBRANCES</u>	<u>APPROPRIATIONS^{1/}</u>	<u>EXPENDITURES^{2/}</u>	<u>ENCUMBRANCES</u>	<u>FUNDS AVAILABLE</u>
HEALTH					
Dept. of Public Health & Social Services		20,688,824	258,153	3,687,636	16,743,035
DPHSS MIP/Medicaid Program		27,006,536	2,253,489	2,192	24,750,855
DPHSS Public Assistance Program		2,441,200	366,815	-	2,074,386
Mental Health and Substance Abuse		13,078,591	218,631	888,834	11,971,125
Mental Health and Substance Abuse Outsourcing Services Providing Drug & Alcohol Detoxication, Rehab & Prevention		773,655	-	-	773,655
Mental Health and Substance Abuse - Oasis Empowerment Center		46,104	-	-	46,104
Guam Memorial Hospital Authority		2,225,415	147,217	-	2,078,198
Dept. of Integ. Services for Indiv. With Disabilities (DISID)		1,139,468	20,332	32,442	1,086,695
TOTAL		67,399,793	3,264,636	4,611,104	59,524,053
EDUCATION					
Department of Education Operations		182,627,406	11,377,960	-	171,249,446
DOE Chamoru Studies Division		381,120	-	-	381,120
DOE Textbooks		1,500,000	-	-	1,500,000
University of Guam		25,688,064	2,140,672	-	23,547,392
UOG Scholarships (SSFAP)		2,423,137	201,928	-	2,221,209
UOG A.C. Yamashita Ed. Corps.		1,176,221	98,019	-	1,078,202
UOG Aquaculture Development and Training Center		125,254	10,437	-	114,817
UOG WERI (Guam Hydro. Survey)		182,694	15,225	-	167,469
UOG WERI (Water Resource Monitoring)		155,626	12,969	-	142,657
UOG Northern & Southern Soil & Water Conservation District Programs		149,384	12,449	-	136,935
UOG KPRG Ops		89,467	7,455	-	82,012
UOG Guam Farmers Cooperative Assoc. of Guam		200,000	16,666	-	183,334
Guam Community College		13,301,611	942,202	-	12,359,409
GCC - LPN & Voc Guidance Programs		705,058	49,937	-	655,121
Guam Commission for Educator Certification		203,831	7,528	-	196,303
Guam Public Library		1,176,093	48,447	196,527	931,119
PBS Guam		596,671	22,395	-	574,276
TOTAL		230,681,637	14,964,289	196,527	215,520,821

Government of Guam
Consolidated Revenue/Expenditure Report
General Fund
As of October 30, 2012

	<u>APPROPRIATIONS ^{1/}</u>	<u>EXPENDITURES ^{2/}</u>	<u>ENCUMBRANCES</u>	<u>FUNDS AVAILABLE</u>
UTILITIES				
TOTAL				
FINANCE & ADMINISTRATION				
Department of Administration	7,264,866	290,689	820,566	6,153,611
Government Claims Fund	100,000	-	-	100,000
DOA - Government Annual Single Audit	377,000	-	-	377,000
Residential Treatment Fund	1,100,000	-	-	1,100,000
Child in Custody - 19 GCA §5116	649,962	2,674	98,084	549,204
TOTAL	9,491,828	293,363	918,650	8,279,815
REVENUE & TAXATION				
Department of Revenue & Taxation	9,164,180	386,043	-	8,778,137
TOTAL	9,164,180	386,043	-	8,778,137
JUSTICE				
Office of the Attorney General	11,888,363	483,585	398,084	11,006,694
TOTAL	11,888,363	483,585	398,084	11,006,694
NATURAL RESOURCES				
Department of Agriculture	2,360,458	105,995	122,336	2,132,127
Animal Shelter (GAIN)	91,863	-	-	91,863
Veterinarian and Animal Control Services (Animal Health)	162,518	7,406	-	155,112
Guam Environmental Protection Agency	-	-	-	-
TOTAL	2,614,839	113,401	122,336	2,379,102
LABOR				
Department of Labor	988,456	51,916	21,572	914,967
Worker's Compensation Fund	747,949	-	-	747,949
TOTAL	1,736,405	51,916	21,572	1,662,916

Government of Guam
Consolidated Revenue/Expenditure Report
General Fund
As of October 30, 2012

<u>EXPENDITURES & ENCUMBRANCES</u>	<u>APPROPRIATIONS ¹</u>	<u>EXPENDITURES ²</u>	<u>ENCUMBRANCES</u>	<u>FUNDS AVAILABLE</u>
TOURISM & CULTURE				
Guam Visitors Bureau	-	-	-	-
Guam Council on the Arts and Humanities	287,999	-	-	287,999
Department of Chamorro Affairs	928,856	45,929	94,909	788,018
TOTAL	1,216,855	45,929	94,909	1,076,017
HOUSING & ECONOMIC DEVELOPMENT				
DOA Administration Housing	-	-	-	-
TOTAL	-	-	-	-
TRANSPORTATION				
TOTAL	-	-	-	-
RECREATION				
Department of Parks & Recreation	3,057,669	118,410	488,427	2,450,832
TOTAL	3,057,669	118,410	488,427	2,450,832
JUDICIAL/LEGISLATIVE/OTHERS				
Mayor's Council of Guam	7,510,621	390,659	210,451	6,909,511
Mayor's Council- Public Safety & Social Education	285,000	-	5,500	279,500
Mayor's Council- Grounds Maintenance for Schools	204,087	-	-	204,087
Guam Legislature	7,063,133	588,594	-	6,474,539
Guam Legislature- Office of Finance and Budget	359,232	29,936	-	329,296
Unified Judiciary	22,067,848	1,945,158	-	20,122,690
Judiciary - Court Appt. Fees	745,433	100,000	-	645,433
Judiciary - Adult and Juvenile Drug Courts	651,277	58,246	-	593,031
Judiciary- Mental Health Court	100,000	8,500	-	91,500
Public Defender Services Corp	3,601,222	381,304	-	3,219,918
Office of Public Accountability	1,235,315	80,042	-	1,155,273
GEDA- Guam Football (Soccer) Association	500,000	-	-	500,000
TOTAL	44,323,168	3,582,440	215,951	40,524,778

Government of Guam
Consolidated Revenue/Expenditure Report
General Fund
As of October 30, 2012

<u>EXPENDITURES & ENCUMBRANCES</u>	<u>APPROPRIATIONS ^{/1}</u>	<u>EXPENDITURES ^{/2}</u>	<u>ENCUMBRANCES</u>	<u>FUNDS AVAILABLE</u>
MISCELLANEOUS APPROPRIATIONS				
Retirement (Health/Dental/Life Insurance)	16,922,668	1,041,220	-	15,881,448
Retirement (Medicare Premiums)	1,140,965	95,080	-	1,045,885
Retirement (Judges Annuities)	358,000	29,833	-	328,167
Retirement (Gov./Lt. Gov. Pensions)	251,000	20,917	-	230,083
DOA- COLA	6,770,500	8,200,500	-	(1,430,000) ^{/3}
DOA- Supplemental Annuity Benefits Special Fund	11,696,303	1,000,000	-	10,696,303
Income Tax Refund Efficient Payment Trust Fund	14,000,501	-	-	14,000,501
TOTAL	51,139,937	10,387,550	-	40,752,387
CONTINUING APPROPRIATIONS				
Limited Obligation (Section 30) Bond, Series 2009A	3,692,212	-	-	3,692,212
GDOE Series 2010A JFK Project	5,131,938	-	-	5,131,938
General Obligation Bonds, 2009 Series A	21,532,221	-	-	21,532,221
2002 Short Term Financing (Section 30)	1,717,449	-	-	1,717,449
TOTAL	32,073,820	-	-	32,073,820
GRAND TOTAL	563,501,946	38,196,029	9,823,934	515,481,984

Footnotes:

^{/1} Pursuant to PL 31-233 and appropriations noted per DOA's report.

^{/2} Actual Cumulative preliminary numbers provided by DOA to exclude X & Z accounts, system run date as of 11/19/12

^{/3} Pending DOA reconciliation and booking of Autonomous Agencies COLA reimbursement.