



BUREAU OF BUDGET & MANAGEMENT RESEARCH

OFFICE OF THE GOVERNOR
Post Office Box 2950, Hagåtña Guam 96932

EDDIE BAZA CALVO
GOVERNOR

JOHN A. RIOS
DIRECTOR

RAY TENORIO
LIEUTENANT GOVERNOR

STEPHEN J. GUERRERO
DEPUTY DIRECTOR

Office of the Speaker
Judith T. Won Pat, Ed. D.

Date 8/19/12
Time 11:45 AM
Received by JAW

August 14, 2012

The Honorable Judith Won Pat
Speaker
I Mina'Trentai Unu Na Liheslaturan Guåhan
Thirty-First Guam Legislature
155 Hesler Place
Hagåtña, Guam 96910

Dear Speaker Won Pat:




Enclosed is the Consolidated Revenue/Expenditure Report for the period ending June 30, 2012. There are several statutes requiring monthly reports of revenues in addition to a report requiring both revenue and expenditure comparisons. In an effort to mitigate misunderstanding of the different amounts being reported, it was necessary to submit a "consolidated" report which contains all the comparative information pursuant to each of the statutory reporting requirements. In this format, it is evident that there are varying numbers due to the different "basis of comparison". It should be noted that the amounts reflected in this report are subject to internal audit and analysis and therefore are subject to change, which is the nature of these interim reports. However, it is submitted to meet compliance with each reporting mandate. It is important to note that the Department of Administration, Department of Revenue and Taxation and the Bureau of Budget and Management Research are continuing their efforts to improve the format, content and usefulness of this report.

Should you have any questions, please do not hesitate to call me.

Sincerely,


JOHN A. RIOS

Enclosures

Certification of information contained in Enclosures subject to Note 1.

John A. Rios, Director, Bureau of Budget and Management Research

Benita A. Manglona, Director, Department of Administration

John P. Camacho, Director, Department of Revenue and Taxation

**Government Of Guam
Consolidated Revenue / Expenditure Report ^{1/}
General Fund**

**Combined Comparative Statement of Revenues
MONTHLY ACTUAL Collection Comparison FY2012 and FY2011
For the Month Ending June 30.**

**Combined Comparative Statement of Revenues
YTD ACTUAL Collection Comparison FY2012 and FY2011
Nine Months Ending June 30.**

	June 2012	June 2011	Increase (Decrease)	Fiscal Year 2012	Fiscal Year 2011	Increase (Decrease)
Income taxes:						
Individual	\$ 4,467,914	\$ 4,161,342	\$ 306,572	\$ 74,231,056	\$ 55,429,451	\$ 18,801,606
Corporation	14,174,690	17,172,062	(2,997,372)	74,312,639	80,541,119	(6,228,481)
Withholding	14,330,970	16,645,668	(2,314,697)	150,219,127	138,260,950	11,958,177
Withholding - COLA	2,871	1,572	1,299	603,579	124,952	478,647
Interest & penalties	469,055	367,614	101,441	2,379,980	5,001,602	(2,621,622)
Income Taxes	33,445,500	38,348,257	(4,902,757)	301,740,382	279,338,054	22,382,327
Business privilege taxes:						
Gross Receipts Taxes	15,536,987	16,202,303	(665,315)	159,521,952	148,484,951	11,037,001
Other Taxes:						
Admissions tax	19,275	25,275	(6,000)	19,594	26,123	(6,530)
Use tax	191,595	309,968	(118,372)	2,007,787	2,443,740	(435,953)
Business Privilege Taxes	15,747,858	16,537,545	(789,687)	161,549,333	150,954,814	10,594,519
Licenses, Fees & Permits	2,935,657	2,985,277	(49,620)	3,972,362	3,902,000	70,361
Use of Money & Property	14,272	24,546	(10,274)	2,796,180	381,449	2,414,731
Federal Sources	4,441,523	4,042,714	398,809	41,412,391	36,388,558	5,023,833
Department Charges:						
Agriculture	326	227	99	4,478	3,098	1,380
Police & corrections	0	10	(10)	20	55	(35)
Public works	4,425	1,050	3,375	26,195	12,425	13,770
Public health	14,040	13,649	391	175,500	103,332	72,168
Commerce	5,221	21,053	(15,832)	209,226	260,650	(51,424)
Other charges	136,239	213,080	(76,841)	1,148,056	644,576	503,480
Department Charges	160,251	249,069	(88,818)	1,563,476	1,024,136	539,340
Section 2718 Funds	0	0	0	0	0	0
TOTAL GENERAL FUND REVENUES	\$ 56,745,061	\$ 62,157,408	(\$ 5,412,348)	\$ 513,034,123	\$ 472,009,011	\$ 41,025,111
Budget (Provision per P.L. 31-177 ^{2/})	\$ 10,269,649	\$ 9,787,146	\$ 482,503	\$ 81,348,811	\$ 77,524,220	\$ 3,824,591
DRT Estimated (Subject to change and to be recorded on DOA books)	\$ 10,269,000	\$ 9,787,146	\$ 481,854	\$ 81,354,000	\$ 77,524,220	\$ 3,829,780
PROVISION FOR TAX REFUNDS						

^{1/} Revenues are based on a modified accrual basis. During the year, revenues are recognized in a cash basis, but at year end an accrual is made in accordance with GASB 33.

^{2/} Estimates are recorded for the provision for 2012 Refunds & Section 30 is provided for 12 months.

Note 1: Data contained herein are subject to change, as additional reconciliations are performed and obtained that substantiate the correct presentation of the underlying revenue transactions.

Government Of Guam
Consolidated Revenue / Expenditure Report ^{1/}
General Fund

	MONTHLY ADOPTED Revenue Allocated vs. MONTHLY ACTUAL Revenue				QUARTERLY ADOPTED Revenue Allocated vs. QUARTERLY ACTUAL Revenue			
	For the Month Ended June 30, 2012.				For the 3rd Quarter of the Fiscal Year			
	Pursuant to 5 GCA, Ch. 4, §4109(C)(3) (due no later than 20 days after month-end)				Pursuant to 5 GCA, Ch. 4, §4109(D) (due 30 days after the close of each quarter) / 2			
	FY2012 Adopted Revenues Allocated for the Month ^{3/}	FY2012 Actual Collections for the Month	Favorable (Unfavorable)		FY2012 Adopted Revenues Allocated for the Quarter ^{4/}	FY2012 Actual Collections for the Quarter	Favorable (Unfavorable)	
Income taxes:								
Individual	\$ 6,335,105	\$ 4,467,914	\$ (1,867,191)		\$ 43,293,603	\$ 30,188,243	\$ (13,105,360)	
Corporation	16,927,679	14,174,690	(2,752,988)		32,341,283.76	31,598,910	(742,373)	
Withholding	19,129,863	14,330,970	(4,798,893)		50,848,533.83	50,645,520	(203,014)	
Withholding - COLA	0	2,871	2,871		6,705	6,705	6,705	
Interest & penalties	0	469,055	469,055		968,891	968,891	968,891	
Income Taxes	42,392,647	33,445,590	(8,947,146)		126,483,441	113,408,270	(13,075,171)	
Business privilege taxes:								
Gross Receipts Taxes	18,087,487	15,536,987	(2,550,499)		52,436,711.05	51,298,237	(1,138,474)	
Other Taxes:								
Admissions tax	0	19,275	19,275		808,458.65	602,388	(206,071)	
Use tax	326,179	191,595	(134,584)		53,245,170	51,919,899	(1,325,270)	
Business Privilege Taxes	18,413,666	15,747,858	(2,665,808)		3,707,938	3,207,302	(500,637)	
Use of Money & Property	26,066	14,272	(11,794)		81,890	56,945	(24,946)	
Federal Sources	4,239,314	4,441,523	202,209		13,597,039	13,635,801	1,038,762	
Department Charges:								
Agriculture	414	326	(88)		862.68	1,602	740	
Police & corrections	56	0	(56)		113.72	10	(104)	
Public works	9,325	4,425	(4,900)		29,817.61	13,695	(16,123)	
Public health	26,758	14,040	(12,718)		55,261.45	43,195	(12,066)	
Commerce	40,374	5,221	(35,153)		91,228.86	62,847	(28,382)	
Other charges	153,171	136,239	(16,932)		341,570.99	570,227	228,656	
Department Charges	230,098	160,251	(69,847)		518,855	691,576	172,721	
Section 2718 Funds	0	0	0		0	0	0	
TOTAL GENERAL FUND REVENUES	\$ 68,711,261	\$ 56,745,941	\$(11,966,800)		\$ 196,634,333	\$ 182,919,792	\$(13,714,541)	

Footnote:

- 1/ Revenues are based on a modified accrual basis of accounting as described in GASB 34. During the year, revenues are recognized on a cash basis, but as presented in accordance with GASB 33.
- 2/ This information will be updated in the quarter ending 9/30/2012.
- 3/ Based on Adopted Revenues allocated per P.L. 31-077, Chapter 1, Section 2(B).

Note: 1. Data contained herein are subject to change, as additional reconciliations are performed and obtained that substantiate the correct presentation of the underlying revenue transactions.

**Government Of Guam
Consolidated Revenue / Expenditure Report ^{1/}
General Fund**

	YTD ADOPTED Revenues Allocated vs. YTD ACTUAL Collectors Ending Nine Months Ending June 30, 2012. Pursuant to 5GCA Ch. 4 §1109(C)(3) [due 20 days after month-end]				FY2012 ADOPTED Revenues vs. PROJECTED Revenues to Year End Pursuant to 2GCA, Ch. 13, §13109(Q)(1) [due no later than 30 days after month-end]; 5GCA, Ch. 4, §1109(C)(3) [due no later than 20 days after month-end]; and P.L. 31-177, Ch. XIII, §5 [due no later than 30 days after month-end]			
	FY2012 Adopted Revenues for the Cumulative Period ^{4/}	FY2012 Actual Revenues for the Cumulative Period	Favorable (Unfavorable)		FY2012 Adopted Revenues (Full Year Projection) ^{7/}	FY2012 Revenue Tracking	Favorable (Unfavorable)	
Income taxes:								
Individual Corporation	\$ 69,127,626	\$ 74,231,056	\$ 5,103,430	\$ 81,651,368	\$ 90,053,421	\$ 8,404,153		
Withholding	82,278,335	74,312,639	(7,965,696)	111,802,336	102,443,435	(9,358,881)		
Withholding - COLA	155,135,590	150,213,127	(4,922,462)	209,265,708	205,154,366	(4,102,342)		
Interest & penalties	0	603,579	603,579	0	0	0		
Income Taxes	306,541,551	2,379,980	(4,801,169)	402,710,412	397,653,342	(5,057,070)		
Business privilege taxes:								
Gross Receipts Taxes	160,308,474	159,521,952	(786,523)	215,900,178	214,693,337	(1,206,851)		
Other Taxes:	0	19,594	19,594	3,529,781	2,531,936	0		
Admissions tax	2,613,155	2,007,787	(605,368)	219,429,959	217,225,263	(97,845)		
Use tax	162,921,630	161,549,333	(1,372,297)	5,547,355	4,995,953	(551,402)		
Licenses, Fees & Permits	4,500,994	3,972,362	(528,633)	672,804	3,027,133	2,354,329		
Use of Money & Property	244,332	2,796,180	2,551,848	50,228,855	55,314,655	5,085,800		
Federal Sources	37,332,939	41,412,391	4,079,452	1,850,178	2,352,193	502,015		
Department Charges:								
Agriculture	2,471	4,478	2,007	7,545,989	7,545,989	0		
Police & corrections	338	20	(318)					
Public works	178,934	26,195	(152,739)					
Public health	141,591	175,500	33,909					
Commerce	212,254	209,226	(3,028)					
Other charges	708,283	1,148,036	439,754					
Department Charges	1,240,891	1,563,476	319,585					
Section 2718 Funds	0	0	0					
TOTAL GENERAL FUND REVENUES	\$ 512,784,736	\$ 513,024,123	\$ 249,387	\$ 687,985,552	\$ 688,114,529	\$ 128,977	0.02%	

^{1/} Revenues are based on a modified accrual basis. During the year, revenues are recognized on a cash basis, but at year end an accrual is made in accordance with 5GCA §1109(C)(3).
^{4/} Section 30 is prepared for 12 months.
^{6/} Based on Adopted Revenues allocated per P.L. 31-077, Chapter 1, Section 2(b).
^{7/} Based on Adopted Revenues P.L. 31-077, Chapter 1, Section 2.

Note 1: Data contained herein are subject to change, as additional reconciliations are performed and obtained that substantiates the correct presentation of the underlying revenue transactions.

**Government of Guam
Consolidated Revenue/Expenditure Report
General Fund
As of June 30, 2012**

(Pursuant to §4109 (c) (3) of Title 5 GCA)
General Fund

	APPROPRIATIONS [#]	EXPENDITURES [#]	ENCUMBRANCES	FUNDS AVAILABLE
EXECUTIVE DIRECTION				
Office of Magelalen Guahan	5,273,077	3,262,918	324,915	1,685,245
Commission on Decolonization	104,418	82,823	7,547	14,068
Ancestral Lands Commission	178,471	117,399	-	61,072
Department of Veterans Affairs	293,983	228,015	3,913	62,055
1 Segundu Na Magelalen Guahan	930,676	510,299	9,433	390,943
Bureau of Budget & Management Research	1,019,592	704,689	-	314,903
Civil Service Commission	802,323	530,543	26,835	224,945
Guam Election Commission	892,590	406,591	111,574	374,421
Bureau of Statistics & Plans	1,162,413	778,873	6,827	379,713
Public Works	8,456,304	6,166,038	-	2,290,266
Department of Land Management	640,932	464,255	46,436	130,242
Military Affairs	673,834	386,573	6,846	280,416
Chamorro Land Trust Commission				
TOTAL	20,428,633	13,676,021	544,324	6,208,288
PUBLIC SAFETY				
Guam Police Department	24,260,681	16,503,040	237,690	7,429,951
Corrections	14,819,035	11,126,578	206,981	3,495,476
Corrections - PY Cost of Care & Custody of Prisoners in Fed. Fac.	676,457	417,038	-	259,419
Guam Fire Department	26,745,552	20,084,587	-	6,522,646
Youth Affairs	3,648,601	2,396,703	138,319	1,196,540
Youth Affairs Runaway, Homeless or Victims of Abuse Programs	346,325	143,578	114,944	87,803
Chief Medical Examiner	398,894	244,476	5,897	148,520
TOTAL	70,905,545	51,005,999	759,190	19,140,356
HOMELAND SECURITY				
Customs and Quarantine				
Civil Defense				
TOTAL				
HEALTH				
Depr. of Public Health & Social Services	19,302,618	8,861,784	2,866,664	7,574,170
MIP/Medicaid Program (DPRH&SS)	27,990,606	21,851,077	29,282	6,110,246
Public Assistance Programs (DPRH&SS)	1,821,183	816,843	-	1,004,340

Note 1. Data contained herein are subject to change as additional reconciliations are performed and obtained that substantiates the correct presentation of the underlying revenue and expenditure transactions.

**Government of Guam
Consolidated Revenue/Expenditure Report
General Fund
As of June 30, 2012**

	APPROPRIATIONS ¹	EXPENDITURES ²	ENCUMBRANCES	FUNDS AVAILABLE
EXPENDITURES & ENCUMBRANCES				
Mental Health and Substance Abuse	10,265,287	6,290,573	1,758,932	2,215,782
Mental Health and Substance Abuse Amended Permanent Injunction	3,000,000	-	-	3,000,000
Mental Health and Substance Abuse Outsourcing Services Providing Drug & Alcohol Detoxication, Rehab & Prevention	839,040	460,911	403,129	(25,000)
Mental Health I Famagouan WrapAround Care	245,104	91,536	-	153,568
Mental Health and Substance Abuse - Oasis Empowerment Center	50,000	42,500	-	7,500
Guam Memorial Hospital Authority	2,060,918	1,729,205	-	331,713
Dept. of Integ. Services for Indiv. With Dis.	1,250,345	422,100	17,434	810,811
TOTAL	66,825,101	40,566,550	5,075,441	21,183,110
EDUCATION				
Department of Education Operations	179,639,344	132,499,297	-	47,140,047
DOE - Medical/Dental/Life Insurance	3,456,994	-	-	3,456,994
DOE Chamorro Studies Division	381,120	-	-	381,120
Department of Education Textbooks	2,000,000	-	-	2,000,000
University of Guam	19,954,790	15,016,091	-	4,938,699
UOG Medical/Dental/Life Insurance	843,801	632,853	-	210,948
UOG Utilities (Power/Water)	4,143,880	3,109,410	-	1,036,470
UOG Scholarships (SSEAP)	2,423,137	1,817,352	-	605,785
UOG A.C. Yamashita Ed. Corps.	131,762,221	882,162	-	294,059
UOG Aquaculture Development and Training Center	125,254	93,942	-	31,312
UOG WERI (Guam Hydro. Survey)	182,694	137,025	-	45,669
UOG WERI (Water Resource Monitoring)	155,626	116,721	-	38,905
UOG Northern & Southern Soil & Water Conservation District Programs	149,384	112,041	-	37,343
UOG KPRG Ops	89,467	67,104	-	22,363
Guam Community College	11,400,130	9,025,105	-	2,375,026
GCC - Medical/Dental/Life Insurance	316,564	237,416	-	79,149
GCC - Utilities (Power/Water)	1,304,208	978,147	-	326,061
GCC - LPN & Voc. Guidance Programs	705,058	528,795	-	176,263
Guam Commission for Educator Certification	172,685	111,432	-	61,253
Guam Public Library	368,836	345,880	14,880	8,096 /5
PPBS Guam	180,582	188,708	-	(8,126) /5
TOTAL	229,171,795	165,899,480	14,880	63,257,435
UTILITIES				
TOTAL				
FINANCE & ADMINISTRATION				
Department of Administration	7,389,328	7,388,525	422,224	(421,421)
Government Claims Fund	100,000	100,000	-	-
DOA - Government Annual Single Audit	377,000	85,000	-	292,000
Residential Treatment Fund	1,200,000	712,760	-	487,240
Interest Only Payments to GovGuam Retirement Fund (GDOE GMHA)	332,753	-	-	332,753
Child in Custody - 19 GCA \$5116	649,962	453,193	92,974	103,795
TOTAL	10,049,043	8,739,478	515,198	794,367

Note 1. Data contained herein are subject to change as additional reconciliations are performed and obtained that substantiates the correct presentation of the underlying revenue and expenditure transactions.

**Government of Guam
Consolidated Revenue/Expenditure Report
General Fund
As of June 30, 2012**

	EXPENDITURES & ENCUMBRANCES			FUNDS AVAILABLE
	REVENUE & TAXATION	APPROPRIATIONS ¹	EXPENDITURES ²	ENCUMBRANCES ³
Department of Revenue & Taxation	9,738,912	5,877,644	3,174	3,858,094
TOTAL	9,738,912	5,877,644	3,174	3,858,094
JUSTICE				
Office of the Attorney General	11,621,712	5,674,468	132,136	5,815,108
TOTAL	11,621,712	5,674,468	132,136	5,815,108
NATURAL RESOURCES				
Department of Agriculture	2,214,105	1,479,128	8,467	726,510
Dept of Agri- Ranking Structure for Conservation Law Enforcement	60,000	-	-	60,000
Department of Agriculture- Animal Shelter	98,083	55,580	27,791	14,712
Guam Environmental Protection Agency	-	-	-	-
TOTAL	2,372,188	1,534,708	36,258	801,222
LABOR				
Worker's Compensation Fund	798,593	547,820	-	250,773
Department of Labor	1,143,916	709,147	60,547	374,222
TOTAL	1,942,509	1,256,967	60,547	624,995
TOURISM & CULTURE				
Guam Visitors Bureau	138,971	88,102	-	50,869
Guam Council on the Arts and Humanities	2,196,747	1,167,913	84,273	944,561
Department of Chamorro Affairs	2,335,718	1,256,015	84,273	995,430
TOTAL	4,671,436	2,512,030	168,546	1,990,820
HOUSING & ECONOMIC DEVELOPMENT				
DOA Administration Housing	-	-	-	-
TOTAL	-	-	-	-

Note 1. Data contained herein are subject to change as additional reconciliations are performed and obtained that substantiates the correct presentation of the underlying revenue and expenditure transactions.

Government of Guam
Consolidated Revenue/Expenditure Report
General Fund
As of June 30, 2012

	APPROPRIATIONS ^{2/}	EXPENDITURES ^{2/}	ENCUMBRANCES	FUNDS AVAILABLE
EXPENDITURES & ENCUMBRANCES				
TRANSPORTATION				
TOTAL				
RECREATION				
Department of Parks & Recreation	2,715,569	1,615,850	25,525	1,074,194
TOTAL	2,715,569	1,615,850	25,525	1,074,194
JUDICIAL/LEGISLATIVE/OTHERS				
Mayor's Council of Guam	7,023,237	4,676,997	98,877	2,247,363
Mayor's Council- Public Safety & Social Education	416,860	188,286	125,076	103,498
Mayor's Council- Grounds Maintenance for Schools	447,863	111,966	-	335,897
Guam Legislature	7,348,519	5,511,389	-	1,837,130
Guam Legislature- Office of Finance and Budget	378,737	284,053	-	94,684
Unified Judiciary	22,917,908	17,294,431	-	5,623,477
Judiciary - Court Appt. Fees	745,453	745,433	-	-
Judiciary - Adult and Juvenile Drug Courts	651,277	544,214	-	127,063
Public Defender Services Corp	3,736,296	2,907,557	-	828,939
Office of Public Accountability	1,260,507	794,350	-	466,157
TOTAL	44,926,837	33,038,675	223,953	11,664,208
MISCELLANEOUS APPROPRIATIONS				
Retirement (Health/Death/Life Insurance)	11,438,342	9,555,149	-	1,883,193
Retirement (Medicare Premiums)	987,000	838,950	-	148,050
Retirement (Judges Annuities)	466,429	343,836	-	122,593
Retirement (Gov./Lt. Gov. Pensions)	232,515	174,456	-	58,059
DOA - Medical Dental Life	2,233,575	4,054,404	-	(1,820,829)
DOA - Utility Account - Power	2,698,925	2,673,558	0	25,366
DOA - Utility Account - Water	562,011	561,809	202	-
DOA - Utility Account - DOE Promissory Note	2,400,000	2,000,000	400,000	-
DOA - COLA	6,770,500	7,248,908	-	(478,408) /4
DOA - Vacancy Pool	404,770	-	-	404,770
DOA - Supplemental Annuity Benefits Special Fund	11,696,303	9,070,000	-	2,626,303

Note 1. Data contained herein are subject to change as additional reconciliations are performed and obtained that substantiates the correct presentation of the underlying revenue and expenditure transactions.

Government of Guam
Consolidated Revenue/Expenditure Report
General Fund
As of June 30, 2012

	EXPENDITURES & ENCUMBRANCES	APPROPRIATIONS	EXPENDITURES ²	ENCUMBRANCES	FUNDS AVAILABLE
Revenue Taxation- Emergency Tax Refunds					
Mayor's Council - Tafolofol Indoor Gym					
GMHA Pharmaceutical Fund					
TOTAL		39,890,370	36,521,070	400,203	2,969,097
CONTINUING APPROPRIATIONS					
Limited Obligation (Section 30) Bond, Series 2001A		9,825,631	6,600	-	9,819,031
GDOE Series 2010A JFK Project		4,348,433	3,956,979	-	391,454
2008 Short Term Financing (GF/Section 30)		3,470,840	3,151,660	-	319,180
General Obligation Bonds, 2007 A		7,874,700	-	-	7,874,700
General Obligation Bonds, 2009 Series A		21,436,781	21,436,781	-	-
2002 Short Term Financing		1,281,818	-	-	1,281,818
TOTAL		48,239,203	34,552,020	-	19,686,183
GRAND TOTAL		561,162,135	395,214,945	7,875,104	158,072,087

Footnotes:
^{1/} Pursuant to PL 31-75/PL 31-77 General Fund Appropriations (does not include GWA reimb and Sec. 2718 appropriations)
^{2/} Actual Cumulative preliminary numbers provided by DOA to exclude X & Z accounts, system run date as of 7/13/12
^{3/} GMHA Pharmaceutical Fund is a set-aside amount per Public Law 31-77
^{4/} Pending DOA reconciliation and booking of the collected Autonomous Agencies COLA reimbursements.
^{5/} Departments have been consolidated with the Department of Chiropractic Affairs.

Note 1. Data contained herein are subject to change as additional reconciliations are performed and obtained that substantiates the correct presentation of the underlying revenue and expenditure transactions.