



BUREAU OF BUDGET & MANAGEMENT RESEARCH

OFFICE OF THE GOVERNOR
Post Office Box 2950, Hagåtña Guam 96932



LOURDES A. LEON GUERRERO
GOVERNOR

LESTER L. CARLSON, JR.
DIRECTOR

JOSHUA F. TENORIO
LIEUTENANT GOVERNOR

NOV 13 2023

The Honorable Therese M. Terlaje
Speaker
I Mina'trentai Siette Na Liheslaturan Guåhan
Thirty-Seventh Guam Legislature
Guam Congress Building
163 Chalan Santo Papa
Hagåtña, Guam 96932

Hafa Adai Speaker Terlaje:

Enclosed is the Consolidated Revenue/Expenditure Report (CRER) for the period ending October 31, 2023. There are several statutes requiring monthly reports of revenues in addition to a report requiring both revenue and expenditure comparisons. In an effort to mitigate misunderstanding of the different amounts being reported, it was necessary to submit a "consolidated" report which contains all the comparative information pursuant to each of the statutory reporting requirements. In this format, it is evident that there are varying numbers due to the different "basis of comparison". It should be noted that the amounts reflected in this report are subject to internal audit and analysis and therefore are subject to change, which is the nature of these interim reports. However, it is submitted to meet compliance with each reporting mandate.

Please also note that the report has been prepared and submitted to comply with Public Law 37-42. The law required reporting of revenue in a manner which is not in compliance with Generally Accepted Accounting Principles (GAAP) or Government Accounting Standards Board (GASB) requirements. Stakeholders are cautioned that the report is not an accurate reflection of the financial position of the Government of Guam nor should it be compared to prior reports that were prepared in accordance with GAAP.




It is important to note that the report does not include ACTC collections as part of the revenue levels. ACTC amounts are reflected as footnotes for information purposes only. Further, the report incorporates legislative appropriation measures passed via P.L. 37-43 and Bill No. 173-37 (COR).

Should you have any questions, please do not hesitate to call me.

Senseramente,


LESTER L. CARLSON, JR.

Enclosures

Certification of information contained in Enclosures subject to Note 1.	
	
Lester L. Carlson, Jr., Director, Bureau of Budget and Management Research	
	Edward M Birn Date: 2023-11-09 T12:36:48+10:00
Edward Birn, Director, Department of Administration	
	
Dafne Shimizu, Director, Department of Revenue and Taxation	

FA

Government of Guam
Consolidated Revenue / Expenditure Report ^{1/}
General Fund

Combined Comparative Statement of Revenues
MONTHLY ACTUAL Collection Comparison FY2024 and FY2023
For the Month Ending October

Combined Comparative Statement of Revenues
YTD ACTUAL Collection Comparison FY2024 and FY2023
One month ending October 2023

	2023		2022		Increase (Decrease)	Fiscal Year 2023		Fiscal Year 2022		Increase (Decrease)
	October		October							
Income Taxes:										
Individual	\$ 11,240,007	\$	6,741,186	\$	4,498,821	\$ 11,240,007	\$	6,741,186	\$	4,498,821
Corporation	5,720,160		5,209,374		510,786	5,720,160		5,209,374		510,786
Withholding	23,516,543		21,053,205		2,463,338	23,516,543		21,053,205		2,463,338
Income Taxes	40,476,709		33,003,765		7,472,944	40,476,709		33,003,765		7,472,944
Business privilege taxes:										
Gross Receipts Taxes	34,339,266		25,331,469		9,007,797	34,339,266		25,331,469		9,007,797
Other Taxes:										
Use Tax	1,062,734		359,706		703,028	1,062,734		359,706		703,028
Business Privilege Taxes	35,402,000		25,691,175		9,710,825	35,402,000		25,691,175		9,710,825
Licenses, Fees & Penalties	302,321		124,418		177,903	302,321		124,418		177,903
Use of Money & Property	140		13,008		(12,868)	140		13,008		(12,868)
Federal Sources:										
Section 30	76,195,730		76,141,259		54,471	76,195,730		76,141,259		54,471
Immigration fees	112,495		0		112,495	112,495		0		112,495
Recovery from Individuals	0		0		0	0		0		0
Child Support AHDC Local Share	7,594		9,318		(1,724)	7,594		9,318		(1,724)
Federal Sources	76,315,819		76,150,577		165,242	76,315,819		76,150,577		165,242
Department Charges:										
Agriculture	119		43		76	119		43		76
Police & Corrections	20		0		20	20		0		20
Public Works	1,825		8,600		(6,775)	1,825		8,600		(6,775)
Public Health	475		40		435	475		40		435
Commerce	0		0		0	0		0		0
Other charges	90,466		67,729		22,736	90,466		67,729		22,736
Department Charges	92,905		76,412		16,492	92,905		76,412		16,492
TOTAL GENERAL FUND REVENUES	\$ 152,589,894	\$	135,059,355	\$	17,530,538	\$ 152,589,894	\$	135,059,355	\$	17,530,538
PROVISION FOR TAX REFUNDS										
Budget (Provision per P.L. 37-042)	2/ 4,107,773		4,650,860		(543,087)	4,107,773		4,650,860		(543,087)

Footnotes:

1/ Revenues are based on a modified accrual basis of accounting as determined by GASB 34. During the year, revenues are recognized on a cash basis, but at year end an accrual is made in accordance with GASB 33.

2/ Estimates are recorded for the provision for FY 2024 Refunds.

Note 1: Data contained herein are subject to change, as additional reconciliations are performed.

Note 2: Provision for Tax Refunds reflect accounting estimate as of 9/30/2024.

Note 3: This report is not prepared in accordance with GAAP or GASB requirements. Stakeholders are cautioned that the report is not an accurate reflection of the financial position of the Government of Guam nor should it be compared to prior reports that were prepared in accordance with GAAP. The report has been prepared and submitted to comply with Public Law 37-42.

Note 4: Corporation due date changed from March 15 to April 15th for CALENDAR YEAR reporting; Corporation other than Calendar Year reporting is due the 15th day of 4th month after year-end.

Government of Guam
Consolidated Revenue / Expenditure Report ^{1/}
General Fund

	MONTHLY ADOPTED Revenue Allocated vs. MONTHLY ACTUAL REVENUE For the Month Ending October 2023				Quarterly ADOPTED Revenue Allocated vs. Quarterly ACTUAL REVENUE For the 1st Quarter 2024			
	Pursuant to 5 GCA, Ch 4, §4109(c)(3) [Due no later than 20 days after month-end]		Pursuant to 5 GCA, Ch 4, §4109(f) [due 30 days after the close of each quarter] ^{2/}		FY2023 Adopted Revenues Allocated for the Quarter ^{3/}		FY2023 Actual Collections for the Quarter	
	FY2023 Adopted Revenues Allocated for the Month of October ^{2/}	FY2023 Actual Collections For the Month of October	Favorable (Unfavorable)		FY2023 Adopted Revenues Allocated for the Quarter ^{3/}	FY2023 Actual Collections for the Quarter	Favorable Increase (Decrease)	
Income Taxes:								
Individual	\$ 8,507,876	\$ 11,240,007	\$ 2,732,130					
Corporation	4,534,075	5,720,160	1,186,085					
Withholding	20,649,283	23,516,543	2,867,259					
Income Taxes	33,691,235	40,476,709	6,785,475					
Business privilege taxes:								
Gross Receipts Taxes	29,447,736	34,339,266	4,891,529					
Other Taxes:								
Use Tax	398,931	1,062,734	663,803					
Business Privilege Taxes	29,846,668	35,402,000	5,555,332					
Licenses, Fees & Penalties	222,959	302,321	79,362					
Use of Money & Property	15,192	140	(15,052)					
Federal Sources:								
Section 30	75,449,486	76,195,730	746,244					
Immigration fees	88,621	112,495	23,874					
Recovery from Individuals	0	0	0					
Child Support AFDC Local Share	0	7,594	7,594					
Federal Sources	75,538,107	76,315,819	777,712					
Department Charges:								
Agriculture	0	119	119					
Police & Corrections	0	20	20					
Public Works	0	1,825	1,825					
Public Health	0	475	475					
Commerce	0	0	0					
Other charges	95,639	90,466	(5,174)					
Department Charges	95,639	92,905	(2,735)					
TOTAL GENERAL FUND REVENUES	\$ 139,409,800	\$ 152,589,894	\$ 13,180,094					

Footnotes:

1/ Revenues are based on a modified accrual basis of accounting as determined by GASB 34. During the year, revenues are recognized on a cash basis, but at year end an accrual is made in accordance with GASB 33.

2/ Based on Adopted Revenues allocated per P.L. 37-42, Chapter 2, Section 5(a).

3/ This information will be updated in the quarter ending 12/31/2023.

Note 1: Data contained herein are subject to change, as additional reconciliations are performed.

Note 2: Provision for Tax Refunds reflect accounting estimate as of 9/30/2024.

Note 3: This report is not prepared in accordance with GAAP or GASB requirements. Stakeholders are cautioned that the report is not an accurate reflection of the financial position of the Government of Guam nor should it be compared to prior reports that were prepared in accordance with GAAP. The report has been prepared and submitted to comply with Public Law 37-42.

Note 4: Corporation due date changed from March 15 to April 15th for CALENDAR YEAR reporting. Corporation other than Calendar Year reporting is due the 15th day of 4th month after year-end.

**Government of Guam
Consolidated Revenue / Expenditure Report ^{1/}
General Fund**

	YTD ADOPTED Revenue Allocated vs. YTD ACTUAL Collections				FY2024 ADOPTED Revenues vs. PROJECTED Revenues to Year End			
	Pursuant to 5 GCA, Ch 4, §4109(c)(3) (Due 20 days after month-end)		One Month Ending October 2023		Pursuant to 2GCA, Ch 13 §13109(a)(1) (due not later than 20 days after month-end); 5GCA, Ch 4 §4109(c)(3) (due no later than 20 days after month-end); and P.L. 31-233, Ch XIII §71 (due no later than 30 days after month-end)		FY2023 Revenue Tracking ^{2/}	
	FY2023 Adopted Revenues for the Cumulative Period ^{2/}	FY2023 Actual Revenues for the Cumulative Period	Favorable (Unfavorable)		FY2023 Adopted Revenues (Full Year Projection)	FY2023 Revenue Tracking ^{2/}		
Income Taxes:								
Individual Corporation	\$ 8,507,876	\$ 11,240,007	\$ 2,732,130	\$ 94,592,037	\$ 97,324,168	\$ 2,732,131		
Withholding	4,534,075	5,720,160	1,186,085	101,582,361	102,768,446	1,186,085		
Income Taxes	33,691,235	40,476,709	6,785,475	469,746,537	476,532,012	6,785,475		
Business privilege taxes:								
Gross Receipts Taxes	29,447,736	34,339,266	4,891,529	350,796,922	355,688,452	4,891,530		
Other Taxes:								
Use Tax	398,931	1,062,734	663,803	6,701,360	7,365,163	663,803		
Business Privilege Taxes	29,846,668	35,402,000	5,555,332	357,498,282	363,053,615	5,555,332		
Licenses, Fees & Penalties	222,959	302,321	79,362	3,406,682	3,486,044	79,362		
Use of Money & Property	15,192	140	(15,052)	430,876	415,824	(15,052)		
Federal Sources:								
Section 30	75,449,486	76,195,730	746,244	75,449,486	76,195,730	746,244		
Immigration fees	88,621	112,495	23,874	1,289,087	1,320,555	31,468		
Recovery from Individuals	0	0	0	0	0	0		
Child Support AFDC Local Share	0	7,594	7,594	0	0	0		
Federal Sources	75,538,107	76,315,819	777,712	76,738,573	77,516,285	777,712		
Department Charges:								
Agriculture	0	119	119	0	0	0		
Police & Corrections	0	20	20	0	0	0		
Public Works	0	1,825	1,825	0	0	0		
Public Health	0	475	475	0	0	0		
Commerce	0	0	0	0	0	0		
Other charges	95,639	90,466	(5,174)	1,429,666	1,426,932	(2,734)		
Department Charges	95,639	92,905	(2,735)	1,429,666	1,426,932	(2,734)		
TOTAL GENERAL FUND REVENUES	\$ 139,409,800	\$ 152,589,894	\$ 13,180,094	\$ 909,250,616	\$ 922,430,712	\$ 13,180,096		1.45%

FOOTNOTES:

1/ Revenues are based on a modified accrual basis of accounting as determined by GASB 34. During the year, revenues are recognized on a cash basis, but at year end an accrual is made in accordance with GASB 33.

2/ Based on Adopted Revenues allocated per P.L. 37-42, Chapter 2, Section 5(a).

3/ Prepared utilizing the General Fund twelve-month revenue budget per Section 5(a), Chapter 1, P.L. 37-42.

Note 1: Data contained herein are subject to change, as additional reconciliations are performed.

Note 2: Provision for Tax Refunds reflect accounting estimate as of 9/30/2024.

Note 3: This report is not prepared in accordance with GAAP or GASB requirements. Stakeholders are cautioned that the report is not an accurate reflection of the financial position of the Government of Guam nor should it be compared to prior reports that were prepared in accordance with GAAP. The report has been prepared and submitted to comply with Public Law 37-42.

Note 4: Corporation due date changed from March 15 to April 15th for CALENDAR YEAR reporting; Corporation other than Calendar Year reporting is due the 15th day of 4th month after year-end.

LEGISLATIVE APPROPRIATIONS PASSED FROM THE GENERAL FUND WITHOUT AMENDMENTS			
TO THE ADOPTED FY 2024 REVENUE LEVEL.			
P.L. No.	Program	Appropriation	
Bill No. 173-57 (COR)	GPA Credit (Round 4)	(15,828,000)	
	TOTAL	(15,828,000)	
NET UNOBLIGATED PROJECTED FY24 GENERAL FUND REVENUE		\$ (2,647,904)	

(Pursuant to §4109 (c) (3) of Title 5 GCA)
General Fund

Government of Guam
Consolidated Revenue/Expenditure Report
General Fund
As of October 31, 2023

<u>EXPENDITURES & ENCUMBRANCES</u>	<u>APPROPRIATIONS ¹</u>	<u>EXPENDITURES ²</u>	<u>ENCUMBRANCES</u>	<u>FUNDS AVAILABLE</u>
GENERAL GOVERNMENT				
Office of I Magalhães Guam	5,495,174	413,117	193,925	4,888,132
Office of I Segundu Na Magalahaen Guahan	356,250	27,626	-	328,624
Guam Medical Referral Assistance Office	665,849	22,937	30,093	612,818
Bureau of Womens Affairs	189,488	5,909	-	183,579
Bureau of Budget & Management Research (BBMR)	1,184,149	66,690	15,321	1,102,138
Civil Service Commission	1,340,363	50,442	62,308	1,227,613
Department of Administration (DOA)	10,223,998	431,600	199,858	9,592,540
DOA - Charter School Administrative Support	66,894	3,653	1,000	62,241
Chamorro Land Trust Commission (CLTC)	717,115	8,931	28,732	679,453
Department of Revenue & Taxation (DRT)	14,532,027	699,687	43,140	13,789,200
Office of the Attorney General Operations (OAG)	18,870,277	612,258	88,169	18,169,850
OAG - Cost Sharing Initiative for CJIS Integration Project	84,469	-	-	84,469
Office of Technology	3,711,342	94,703	7,900	3,608,739
Mayor's Council of Guam (MCOG) - Operations	8,807,188	622,582	111,300	8,073,306
MCOG - Island Beautification Programs	422,126	-	9,303	412,823
Office of Public Accountability	2,030,737	336,616	-	1,694,121
I Liheslaturan Guahan (Legislature)	8,699,920	669,224	-	8,030,696
Legislature - Office of Finance and Budget	478,740	36,826	-	441,914
Legislature - Guam Youth Congress	15,000	1,250	-	13,750
Guam Ethics Commission	405,080	32,081	66,323	306,676
Office of Veterans Affairs (OVA)	1,224,345	51,218	-	1,173,127
P.E.A.L.S. Board	46,289	-	-	46,289
TOTAL - GENERAL GOVERNMENT	79,566,820	4,187,350	857,371	74,522,099
PROTECTION OF LIFE & PROPERTY				
Guam Police Department (GPD)	43,108,103	1,830,673	1,304,261	39,973,168
GPD - Cost Sharing Initiative for CJIS Integration Project	84,469	-	-	84,469
GPD - Safe Schools Initiative	142,585	-	-	142,585
GPD - Law Enforcement Fallen Officers Memorial	500,000	-	-	500,000
GPD - Supplemental Appropriation from Guam Legislature	300,000	-	-	300,000
Department of Corrections (DOC)	31,986,215	1,291,602	-	30,694,613
DOC - Cost of Care & Custody of Prisoners in Federal Facilities	495,252	-	-	495,252
DOC - Cost Sharing Initiative for CJIS Integration Project	84,469	-	-	84,469
DOC - Case Management System	294,610	-	-	294,610
Department of Youth Affairs (DYA)	7,548,540	307,759	102,089	7,138,692
DYA - Youth Programs	200,000	-	-	200,000
DYA - Summer Employment and Youth Training Program	619,777	31,303	-	588,474
Guam Fire Department	35,111,472	1,985,098	218,700	32,907,674
Guam Customs & Quarantine Agency (COA)	13,913,106	479,918	24,132	13,409,056

See footnotes on page 9. Note: Data continued herein are subject to change, as additional reconciliations are performed. Page 4 of 9

(Pursuant to §4109 (c) (3) of Title 5 GCA)
General Fund

**Government of Guam
Consolidated Revenue/Expenditure Report
General Fund
As of October 31, 2023**

<u>EXPENDITURES & ENCUMBRANCES</u>	<u>APPROPRIATIONS ^{1/}</u>	<u>EXPENDITURES ^{2/}</u>	<u>ENCUMBRANCES</u>	<u>FUNDS AVAILABLE</u>
PROTECTION OF LIFE & PROPERTY (CONTINUED)				
United Judiciary Operations (Judiciary)	40,392,729	4,660,700	-	35,732,030
Judiciary - Adult and Juvenile Drug Courts	-	-	-	-
Judiciary - Electronic Monitoring Program	690,000	690,000	-	-
Judiciary - Criminal Law & Procedure Review Commission	378,845	378,845	-	-
Chief Medical Examiner	707,958	29,108	928	677,922
Guam Environmental Protection Agency (GEPA)	250,000	-	-	250,000
GEPA - Beach Monitoring	46,903	-	-	46,903
TOTAL - PROTECTION OF LIFE & PROPERTY	176,855,033	11,685,007	1,650,111	163,519,916
PUBLIC HEALTH				
Department of Public Health & Social Services (DPHSS)	9,188,186	308,677	409,760	8,469,748
DPHSS - MIP/MPRR Program	5,618,422	183,667	-	5,434,755
DPHSS - MIPRR Cancer Screening, Treatment, Educational Programs & Support	800,000	-	-	800,000
DPHSS - Medicaid Program	22,262,533	2,074,909	-	20,187,624
DPHSS - Children's Health Insurance Program	3,897,266	-	-	3,897,266
DPHSS - Division of Senior Citizens Programs	5,775,476	43,401	1,824,603	3,907,472
DPHSS - Public Assistance Program	3,308,881	120,178	-	3,188,703
DPHSS - Enhanced Allotment Plan	352,121	-	-	352,121
DPHSS - Medical Cannabis Program	352,220	11,976	-	340,244
DPHSS - Division of Childrens Wellness	15,787,873	130,842	1,845,643	13,811,388
Guam Behavioral Health & Wellness Center (GBHWC) - Youth & Mental Health First Aid	285,170	-	-	285,170
GBHWC - Youth Suicide Prevention and Peace Program	81,750	-	-	81,750
Guam Memorial Hospital Authority (GMHA) - Operations	8,491,370	707,616	-	7,783,754
DOA - Residential Treatment Fund	2,500,000	-	-	2,500,000
TOTAL - PUBLIC HEALTH	78,701,268	3,581,266	4,080,006	71,039,995
PUBLIC EDUCATION				
Guam Department of Education Operations (GDOE)	219,781,706	16,550,516	-	203,231,190
GDOE - Simon Sanchez High School Construction	500,000	38,460	-	461,540
GDOE - Chamoru Studies Division	513,824	39,524	-	474,300
GDOE - Textbooks	1,500,000	-	-	1,500,000
Guam Academy Charter School Council (GACSC)	14,437,500	598,022	-	13,839,478
University of Guam Operations (UOG)	27,551,457	2,119,344	-	25,432,113
UOG - Scholarships (SSFAP)	3,565,285	274,252	-	3,291,033
UOG - Aquaculture Development and Training Center	114,000	8,768	-	105,232
UOG - WERI (Guam Hydrologic Survey)	425,481	32,728	-	392,753
UOG - WERI (Water Resource Monitoring)	179,000	13,768	-	165,232
UOG - Northern & Southern Soil & Water Conservation District Programs	133,466	10,268	-	123,198
UOG - KPRG Operations	200,000	15,384	-	184,616
UOG - Guampedia Foundation	150,000	11,540	-	138,460
UOG - Guam Green Growth Initiative	500,000	38,460	-	461,540

See footnotes on page 9. Note: Data continued herein are subject to change, as additional reconciliations are performed.

(Pursuant to §4109 (c) (3) of Title 5 GCA)
General Fund

Government of Guam
Consolidated Revenue/Expenditure Report
General Fund
As of October 31, 2023

	<u>APPROPRIATIONS</u> ^{1/}	<u>EXPENDITURES</u> ^{2/}	<u>ENCUMBRANCES</u>	<u>FUNDS AVAILABLE</u>
PUBLIC EDUCATION (CONTINUED)				
UOG - Sea Grant Program	500,000	38,460	-	461,540
UOG - Guam Press (Publishing House)	100,000	7,692	-	92,308
Guam Community College Operations (GCC)	13,906,546	1,069,736	-	12,836,810
GCC - WICHE Administrative Office	78,500	6,038	-	72,462
TOTAL - PUBLIC EDUCATION	284,136,765	20,872,960	-	263,263,805
COMMUNITY SERVICES				
Department of Integrated Services for Indiv. with Disabilities (DISID)	1,299,165	18,170	-	1,280,995
DISID - Job Coaches	68,738	-	-	68,738
Guam Regional Transit Authority	2,418,659	108,758	181,050	2,128,851
TOTAL - COMMUNITY SERVICES	3,786,562	126,928	181,050	3,478,583
RECREATION				
Department of Parks & Recreation (DPR)	3,018,727	107,162	620,470	2,291,095
DPR - Maintenance & Repair of Public Restrooms & Pool Facilities	276,709	-	-	276,709
DPR - Guam Historic Resources Division	779,132	24,094	11,449	743,590
DPR - Park Patrol Officer Reserve Program	90,000	-	-	90,000
TOTAL - RECREATION	4,164,568	131,256	631,918	3,401,394
INDIVIDUAL & COLLECTIVE RIGHTS				
Department of Labor (DOL)	-	3,224	-	(3,224)
Department of Labor - Worker's Compensation Fund	400,000	29,876	-	370,124
Department of Military Affairs	1,061,088	26,319	-	1,034,769
Guam Election Commission (GEC)	2,153,766	85,257	269,616	1,798,893
Department of Chamorro Affairs (DCA)	2,579,633	59,580	403,660	2,116,394
Commission on Decolonization (COD) - Operations	152,488	13,128	391	138,969
COD - Public Information Program	165,000	-	24,805	140,195
Guam Council on the Arts & Humanities Agency (CAHA)	541,154	20,000	-	521,154
CAHA - Guam Territorial Band	45,000	-	-	45,000
Hagatna Restoration & Redevelopment Authority (HARRA)	409,496	9,984	8,280	391,232
Commission on Chamorro Language & the Teaching of the History and Culture of the Indigenous People of Guam (Kumission)	489,637	18,105	-	471,532
Public Defender Services Corporation (PDSC)	7,872,834	605,602	-	7,267,232
TOTAL - INDIVIDUAL & COLLECTIVE RIGHTS	15,870,096	871,074	706,752	14,292,270
ECONOMIC DEVELOPMENT				
Department of Agriculture - DOAg	4,259,682	195,636	229,193	3,834,853
DOAg - Animal Shelter (GAIN)	142,585	-	-	142,585
DOAg - Civilian Volunteer Conservation Officers Program	200,000	-	-	200,000
DOAg - GAIN Spay & Neuter Program	450,000	-	-	450,000
DOAg - Animal Health/Control Vehicles	100,000	-	-	100,000

See footnotes on page 9. Note: Data continued herein are subject to change, as additional reconciliations are performed.

(Pursuant to §4109 (c) (3) of Title 5 GCA)
General Fund

**Government of Guam
Consolidated Revenue/Expenditure Report
General Fund
As of October 31, 2023**

	<u>APPROPRIATIONS ^{1/}</u>	<u>EXPENDITURES ^{2/}</u>	<u>ENCUMBRANCES</u>	<u>FUNDS AVAILABLE</u>
ECONOMIC DEVELOPMENT (CONTINUED)				
Bureau of Statistics & Plans (BSP)	1,287,227	63,546	-	1,223,681
BSP - Business and Economics Statistics Program	392,713	5,617	-	387,096
TOTAL - ECONOMIC DEVELOPMENT	6,832,207	264,799	229,193	6,338,216
MISCELLANEOUS APPROPRIATIONS				
Government of Guam Retirement Fund (GGRF) - Medicare Premiums	5,469,725	455,810	-	5,013,915
GGRF - Retiree Health/Dental/Life Insurance Premiums	39,927,169	3,300,000	-	36,627,169
GGRF - Governor/Lieutenant Governor Pensions	321,643	26,804	-	294,839
GGRF - Judges/Supreme Justices Annuities	228,972	19,081	-	209,891
DOA - Supplemental Annuity Benefits Special Fund	5,659,750	531,099	-	5,128,651
DOA - Cost of Living Allowance	16,431,800	16,316,800	-	115,000
DOA - Support of Child in Custody - 19 GCA §5116	250,000	-	-	250,000
DOA - Government Claims Fund	75,000	-	-	75,000
DOA - Government Annual Single Audit	545,000	-	-	545,000
DOA - Financial Management Information System Contract	8,432,399	-	-	8,432,399
DOA - Guam Basketball Confederation	200,000	-	-	200,000
Emergency Declaration - Tropical Storm Bolaven	250,000	2,519	151,794	95,687
TOTAL - MISCELLANEOUS APPROPRIATIONS	77,791,458	20,652,113	151,794	56,987,552
DEBT SERVICE APPROPRIATIONS				
BPT Tax Bonds, Series 2012B	3,410,880	-	-	3,410,880
GDOE Series 2013A Okkodo Project	2,443,085	-	-	2,443,085
BPT Bonds, Series 2015D	32,472,250	-	-	32,472,250
Limited Obligation Bonds (Section 30), Series 2016A	19,114,500	-	-	19,114,500
GEFF Series 2016 A & B (Certificates of Participation)	5,735,240	-	-	5,735,240
GDOE Series 2020A JFK Project	5,524,379	-	-	5,524,379
BPT Bonds, 2021 Series E and Series F	15,889,644	-	-	15,889,644
TOTAL - DEBT SERVICE APPROPRIATIONS	84,589,978	-	-	84,589,978
EXPENDITURES/TRANSFERS VIA GENERAL FUND OFFSET IN P.L. 37-42				
GMHA Pharmaceutical Fund	-	1,809,532	-	(1,809,532)
Better Public Service Fund	-	-	-	-
GSWA New Cell	-	-	-	-
TOTAL - EXPENDITURES/TRANSFERS VIA GENERAL FUND OFFSET	-	1,809,532	-	(1,809,532)
TOTAL APPROPRIATIONS FROM FY 2024 GENERAL FUND ADOPTED REVENUES	812,294,755	64,182,285	8,488,195	739,624,275

See footnotes on page 9. Note: Data continued herein are subject to change, as additional reconciliations are performed. Page 7 of 9

Pursuant to §4109 (c) (3) of Title 5 GCA)
General Fund

Government of Guam
Consolidated Revenue/Expenditure Report
General Fund
As of October 31, 2023

<u>EXPENDITURES & ENCUMBRANCES</u>	<u>APPROPRIATIONS ¹</u>	<u>EXPENDITURES ²</u>	<u>ENCUMBRANCES</u>	<u>FUNDS AVAILABLE</u>
APPROPRIATIONS IN P.L. 37-42 FROM THE FY 2022 AUDITED GENERAL FUND BALANCE				
COLA - Increase of \$100 per Eligible Retiree [Ch. 11, Sec. 5(f)]	746,900	746,900	-	-
CLTC - Chamorro Loan Guarantee Fund [Ch. 11, Sec. 10(a)]	1,000,000	-	-	1,000,000
UOG - Faculty Salary Adjustment [Ch. 11, Sec. 13]	3,600,367	-	-	3,600,367
CLTC - Additional appropriation to the Chamorro Loan Guarantee Fund [Ch. 11, Sec. 16]	320,105	-	-	320,105
CLTC - Appropriation to CLTC Survey & Infrastructure Fund [Ch. 11, Sec. 16]	321,263	-	-	321,263
GACSC - Increase of Student Enrollment [Ch. 11, Sec. 17]	4,425,000	122,141	-	4,302,859
DYA - Sanctuary Incorporated of Guam [Ch. 11, Sec. 18]	250,000	-	-	250,000
GFD - Additional Firefighter Recruitment Cycle [Ch. 11, Sec. 19]	1,800,000	-	-	1,800,000
DOC - Additional Correction Officer Recruitment Cycle [Ch. 11, Sec. 19]	1,800,000	-	-	1,800,000
DOC - GMHA Consolidated Agreement [Ch. 12, Sec. 34]	3,650,000	-	-	3,650,000
DOA - Guam Fishermens Co-op [Ch. 12, Sec. 36]	500,000	-	-	500,000
COA - Additional Customs Officer Recruitment Cycle [Ch. 12, Sec. 52]	554,100	-	-	554,100
Northern & Southern Soil & Water Conservation [Ch. 12, Sec. 53]	58,381	-	-	58,381
Guam Ethics Commission - Operations [Ch. 12, Sec. 54]	126,000	-	-	126,000
TOTAL - APPROP. FROM FY22 AUDITED GENERAL FUND BALANCE	19,152,116	869,041	-	18,283,075
APPROPRIATIONS IN P.L. 37-42 FROM EXCESS FY 2023 GENERAL FUND REVENUES				
DPHSS - Tobacco & Nicotine Compliance, Prevention, and Education [Ch. 11, Sec. 14]	500,000	-	-	500,000
GBHWC - Tobacco & Nicotine Compliance, Prevention, and Education [Ch. 11, Sec. 14]	100,000	-	-	100,000
GDOE - Additional Operations Funds	9,500,000	-	-	9,500,000
GDOE - Additional Chamorro Studies Division Funds	500,000	-	-	500,000
TOTAL - APPROP. FROM EXCESS FY23 GENERAL FUND REVENUES	10,600,000	-	-	10,600,000
TOTAL P.L. 37-42 APPROP. IN ADDITION TO FY 2024 GENERAL FUND REVENUES	29,752,116	869,041	-	28,883,075
GRAND TOTAL APPROPRIATIONS PER P.L. 37-42	842,046,871	65,051,326	8,488,195	768,507,350
DEPARTMENT APPROPRIATIONS FROM PRIOR FISCAL YEARS AUTHORIZED BY CONTINUING APPROPRIATION AUTHORITY IN P.L. 37-42				
Commission on Decolonization (FY23 Task Force Lapses)	88,435	-	8,690	79,745
TOTAL - CONTINUING APPROPRIATION AUTHORITY	88,435	-	8,690	79,745
ADDITIONAL APPROPRIATIONS FROM GENERAL FUND REVENUES				
DOA - GMHA Vendor Payments (Sec. 1, P.L. 37-43) (FY23 Excess Revenues)	30,000,000	9,023,213	-	20,976,787
TOTAL - ADDITIONAL APPROP. FROM GENERAL FUND REVENUES	30,000,000	9,023,213	-	20,976,787
GRAND TOTAL APPROPRIATIONS IN FY 2024	872,135,306	74,074,539	8,496,885	789,563,882

See footnotes on page 9. Note: Data continued herein are subject to change, as additional reconciliations are performed.

(Pursuant to §4109 (c) (3) of Title 5 GCA)
General Fund

Government of Guam
Consolidated Revenue/Expenditure Report
General Fund
As of October 31, 2023

EXPENDITURES & ENCUMBRANCES

APPROPRIATIONS ^{1/}

EXPENDITURES ^{2/}

ENCUMBRANCES

FUNDS
AVAILABLE

Footnotes:

- 1/ Pursuant to P.L. 37-42.
- 2/ Actual Cumulative preliminary numbers provided by DOA to exclude X & Z accounts.
- 3/ Pending journal vouchers out that were charged to DPW's General Fund operations account.
- 4/ Inclusive of Judiciary appropriation for Adult and Juvenile Drug Courts (\$843,159).
- 5/ Inclusive of DPHSS appropriations for Foster Care Health Insurance Premiums (\$65,396), Child Protective Services (\$1,226,236), and Foster Group Home (\$941,528).
- 6/ Inclusive of GDOE appropriations for: Bonuses, Rewards & Incentives (\$1,000,000), Merit Bonuses (\$3,100,000), Salary Increments (\$500,000), and Menstrual Hygiene Products (\$25,000).
- 7/ Inclusive of University of Guam appropriation for the Capital Improvements Fund (\$1,158,283).
- 8/ Inclusive of PDSC appropriation for Alternate Public Defender (\$1,692,342).
- 9/ Funds made available through de-appropriation of GEPA accounts.

Note: Data continued herein are subject to change, as additional reconciliations are performed.